

Türk Eurotahvilleri

İŞ YATIRIM

[Rapor Terimlerini Açıklayıcı Doküman](#)

Tanım	Enstrüman	İhraççı	Kupon	Vade ↕	İhraç Büy.(milyar)	Son	Alış Fiyatı	Satış Fiyatı	Birikmiş Faiz	Alış Getiri(%)	Satış Getiri(%)	Minimum İşlem	Fiyat Performansı		Dur.	Payment Rank
													1A(Δ %)	1Y(Δ %)		
*Vadelerine göre sıralanmıştır.																
Sukuk																
XS1586385178	TURKSK 5.004 23	HAZINE MUSTESARLIGI VARL	5.00	06/04/23	1,250	100.06	99.62	100.50	0.58	5.99	3.67	200,000	0.81	-2.22	0.377	Sr Unsecured
XS1141043296	TURKSK 4.489 24	HAZINE MUSTESARLIGI VARL	4.49	25/11/24	1,000	94.67	94.31	95.03	2.16	7.58	7.18	200,000	3.33	-5.93	1.840	Sr Unsecured
XS2351109116	TURKSK 5.125 26	HAZINE MUSTESARL	5.13	22/06/26	2,500	91.34	91.20	91.47	2.08	7.99	7.89	200,000	4.57	-8.34	3.117	Sr Unsecured
XS2441287773	TURKSK 7.25 27	HAZINE MUSTESARLIGI VARL	7.25	24/02/27	3,000	96.32	95.80	96.84	1.69	8.44	8.14	200,000	4.68		3.526	Sr Unsecured
Özel Sektör Eurotahvilleri																
Finansal Kuruluşlar																
XS0861979440	YKBNK 5.5 22	YAPI VE KREDI BANKASI AS	5.50	06/12/22	1,000	100.02	99.57	100.48	2.48	13.92	-4.02	200,000	0.19	-1.95	0.050	Subordinated
XS1750996206	TSKBTI 5.5 23	TURKIYE SINAI KALKINMA B	5.50	16/01/23	350	100.17	99.95	100.40	1.86	5.74	2.98	200,000	0.41	-2.18	0.160	Sr Unsecured
XS1711581337	FCFIN 6 23	FIBABANKA AS	6.00	25/01/23	300	99.87	99.63	100.11	1.88	7.86	5.30	200,000	1.04	-1.90	0.184	Sr Unsecured
XS1760780731	VAKBN 5.75 23	TURKIYE VAKIFLAR BANKASI	5.75	30/01/23	650	100.25	100.05	100.45	1.73	5.43	3.40	200,000	0.33	-2.49	0.198	Sr Unsecured
XS1788516679	YKBNK 6.1 23	YAPI VE KREDI BANKASI AS	6.10	16/03/23	500	100.38	100.18	100.58	1.05	5.48	4.27	200,000	0.40	-2.98	0.323	Sr Unsecured
XS1576037284	GARAN 5.875 23	TURKIYE GARANTI BANKASI	5.88	16/03/23	500	100.36	99.91	100.81	1.01	6.09	3.33	200,000	0.50	-3.71	0.323	Sr Unsecured
XS1691349010	TCZIRA 5.125 23	TC ZIRAAT BANKASI AS	5.13	29/09/23	500	99.09	98.52	99.66	0.70	6.91	5.53	200,000	1.18	-2.71	0.825	Sr Unsecured
XS1003016018	ISCTR 7.85 23	TURKIYE IS BANKASI A.S	7.85	10/12/23	400	100.71	99.83	101.59	3.45	8.01	6.27	200,000	1.70	-5.83	0.971	Subordinated
XS1970705528	VAKBN 8.125 24	TURKIYE VAKIFLAR BANKASI	8.13	28/03/24	600	100.71	100.50	100.91	1.13	7.72	7.40	200,000	2.12	-6.19	1.255	Sr Unsecured
XS1578203462	ISCTR 6.125 24	TURKIYE IS BANKASI A.S	6.13	25/04/24	1,250	98.11	97.52	98.70	0.39	7.98	7.09	200,000	3.60	-4.96	1.341	Sr Unsecured
XS1634372954	YKBNK 5.85 24	YAPI VE KREDI BANKASI AS	5.85	21/06/24	500	97.32	96.77	97.87	2.39	8.04	7.29	200,000	2.51	-5.17	1.450	Sr Unsecured
XS1959391019	QNBFB 6.875 24	QNB FINANSBANK AS/TURKEY	6.88	07/09/24	650	101.85	101.53	102.18	1.36	5.96	5.58	200,000	2.05	-5.55	1.658	Sr Unsecured
XS1958649854	YKBNK 8.25 24	YAPI VE KREDI BANKASI AS	8.25	15/10/24	500	100.26	99.76	100.76	0.76	8.38	7.81	200,000	2.60	-7.43	1.721	Sr Unsecured
XS2100270508	TSKBTI 6 25	TURKIYE SINAI KALKINMA B	6.00	23/01/25	400	92.14	91.73	92.55	1.92	10.32	9.87	200,000	1.93	-9.00	0.000	Sr Unsecured
XS2112797290	VAKBN 5.25 25	TURKIYE VAKIFLAR BANKASI	5.25	05/02/25	750	91.93	91.48	92.39	1.50	9.61	9.12	200,000	3.65	-7.57	1.989	Sr Unsecured
XS1210422074	AKBNK 5.125 25	AKBANK TAS	5.13	31/03/25	500	91.13	90.61	91.65	0.68	9.65	9.12	200,000	1.90	-9.47	2.137	Sr Unsecured
XS2266963003	VAKBN 6.5 26	TURKIYE VAKIFLAR BANKASI	6.50	08/01/26	750	91.20	90.54	91.85	2.35	10.08	9.56	200,000	4.36	-10.62	2.671	Sr Unsecured
XS2281369301	TSKBTI 5.875 26	TURKIYE SINAI KALKINMA B	5.88	14/01/26	350	88.68	88.07	89.29	2.02	10.40	9.91	200,000	2.68	-11.15	2.711	Sr Unsecured
XS2131335270	AKBNK 6.8 26	AKBANK TAS	6.80	06/02/26	500	91.95	91.39	92.51	1.93	9.99	9.55	200,000	2.13	-12.14	2.738	Sr Unsecured
XS2274089288	TCZIRA 5.375 26	TC ZIRAAT BANKASI AS	5.38	02/03/26	600	86.56	85.98	87.14	1.13	10.52	10.06	200,000	2.98	-11.82	2.853	Sr Unsecured
XS2386558113	VAKBN 5.5 26	TURKIYE VAKIFLAR BANKASI	5.50	01/10/26	500	87.77	87.47	88.07	0.72	9.44	9.23	200,000	6.64	-10.45	3.326	Sr Unsecured
XS1617531063	GARAN 7.177 27	TURKIYE GARANTI BANKASI	7.18	24/05/27	750	88.85	88.11	89.59	3.47	10.55	10.10	200,000	4.67	-11.71	3.564	Subordinated
XS1655085485	ODEABK 8.606 27	ODEA BANK AS	8.61	01/08/27	300	64.39	59.53	69.25	2.56	23.16	18.71	200,000	0.92	-24.92	3.271	Subordinated
XS1551747733	VAKBN 8 27	TURKIYE VAKIFLAR BANKASI	8.00	01/11/27	0	99.44	98.46	100.43	0.00	485.97	#####	200,000			0.000	Subordinated
XS1706923148	CREBNV 9.616 27	CREDIT EUROPE BANK NV	9.62	09/11/27	150	90.21	89.55	90.87	0.24	12.43	12.04	200,000	-1.78	-9.92	0.410	Subordinated
XS1386178237	FCFIN 7.75 27	FIBABANKA AS	7.75	24/11/27	300	90.46	89.92	91.00	1.16	12.41	12.09	200,000			0.000	Subordinated
XS1772360803	AKBNK 6.797 28	AKBANK TAS	6.80	27/04/28	400	92.00	91.44	92.56	0.40	9.89	9.61	200,000	3.25	-8.77	0.393	Subordinated
XS1623796072	ISCTR 7 28	TURKIYE IS BANKASI A.S	7.00	29/06/28	500	91.66	90.80	92.51	2.70	10.97	10.54	200,000	1.88	-9.72	0.536	Subordinated
XS2106022754	ISCTR 7.75 30	TURKIYE IS BANKASI A.S	7.75	22/01/30	750	90.44	89.75	91.14	2.50	11.20	10.91	200,000	2.47	-12.12	1.866	Subordinated
XS2286436451	YKBNK 7.875 31	YAPI VE KREDI BANKASI AS	7.88	22/01/31	500	89.41	88.75	90.06	2.54	11.73	11.46	200,000	1.46	-13.20	2.621	Subordinated
XS2355183091	AKBNK 6.8 31	AKBANK TAS	6.80	22/06/31	500	84.60	84.56	84.64	2.76	11.05	11.04	200,000	3.03	-14.25	2.939	Subordinated

Yurtdışı Devlet ve Özel Sektör Eurotahvilleri

*Vadelerine göre sıralanmıştır.

[Rapor Terimleri](#)

Kodu	Enstrüman	Ülke	İhraççı	Kpn	Vade ↕	İhraç Büyüklüğü (mlr)	Alış Fiyatı	Satış Fiyatı	Alış Getiri(%)	Satış Getiri(%)	Minimum İşlem	Fiyat Performansı		Dur.	Payment Rank
												1A(Δ %)	1Y(Δ %)		
USD Cinsi															
XS0863524277	TAQAUH 3.625 23	UAE	ABU DHABI NATIONAL ENERG	3.63	12/01/2023	1000.00	99.71	100.27	5.51	1.82	200,000	0.36	-3.39	0.149	Sr Unsecured
US71654QBG64	PEMEX 3.5 23	MEXICO	PETROLEOS MEXICANOS	3.50	30/01/2023	1143.94	99.30	99.60	6.97	5.46	10,000	0.41	-1.51	0.195	Sr Unsecured
XS0903465127	SOIAZ 4.75 23	AZERBAIJAN	STATE OIL CO OF THE AZER	4.75	13/03/2023	1000.00	99.28	99.77	6.99	5.45	200,000	0.30	-4.29	0.306	Sr Unsecured
USP3772WAJ10	BANBRA 4.875 23	BRAZIL	BANCO DO BRASIL (CAYMAN)	4.88	19/04/2023	750.00	99.50	100.00	6.08	4.86	200,000	-0.09	-4.10	0.406	Sr Unsecured
USP30179AM09	CFELEC 4.875 24	MEXICO	COMISION FEDERAL DE ELEC	4.88	15/01/2024	869.69	98.76	99.54	6.00	5.29	200,000	0.44	-7.14	1.093	Sr Unsecured
US836205AQ75	SOAF 4.665 24	SOUTH AFRICA	REPUBLIC OF SOUTH AFRICA	4.67	17/01/2024	1500.00	98.69	99.26	5.84	5.33	100,000	1.12	-6.81	1.101	Sr Unsecured
US71647NAM11	PETBRA 6.25 24	NETHERLANDS	PETROBRAS GLOBAL FINANCE	6.25	17/03/2024	559.32	100.34	101.04	5.97	5.42	2,000	-0.09	-7.50	1.249	Sr Unsecured
XS1044540547	AZERBJ 4.75 24	AZERBAIJAN	REPUBLIC OF AZERBAIJAN	4.75	18/03/2024	1250.00	98.48	99.16	5.94	5.41	200,000	1.19	-7.98	1.263	Sr Unsecured
USP16259AK29	BBVASM 4.375 24	MEXICO	BBVA BANCOMER SA TEXAS	4.38	10/04/2024	750.00	98.36	99.00	5.61	5.13	150,000	1.03	-7.89	1.327	Sr Unsecured
US105756AR10	BRAZIL 8.875 24	BRAZIL	FED REPUBLIC OF BRAZIL	8.88	15/04/2024	1029.03	105.17	106.09	5.02	4.36	1,000	-1.91	-11.19	1.317	Sr Unsecured
XS1075401726	EMAARM 4.564 24	CAYMAN ISLANDS	EMG SUKUK LTD	4.56	18/06/2024	750.00	97.73	98.57	6.09	5.52	200,000	0.33	-7.84	1.475	Sr Unsecured
XS1120709669	KAZAKS 3.875 24	KAZAKHSTAN	REPUBLIC OF KAZAKHSTAN	3.88	14/10/2024	1500.00	99.90	100.68	3.93	3.50	200,000	0.59	-6.91	1.817	Sr Unsecured
US61761JVL06	MS 3.7 24	UNITED STATES	MORGAN STANLEY	3.70	23/10/2024	3000.00	97.42	97.84	5.12	4.89	1,000	0.67	-8.70	1.831	Sr Unsecured
GT2	T 4.375 24	UNITED STATES	US TREASURY N/B	4.38	31/10/2024	41998.00	4.36	4.36	4.36	4.36				1.850	Unsecured
US06120TAA60	BCHINA 5 24	CHINA	BANK OF CHINA	5.00	13/11/2024	3000.00	98.92	99.25	5.58	5.41	200,000	-0.37	-9.45	1.864	Subordinated
USP2205LAC92	CMIGBZ 9.25 24	BRAZIL	CEMIG GERACAO E TRANSM	9.25	05/12/2024	1000.00	102.50	103.22	7.90	7.52	200,000	-0.20	-7.83	1.036	Sr Unsecured
US105756BV13	BRAZIL 4.25 25	BRAZIL	FED REPUBLIC OF BRAZIL	4.25	07/01/2025	4300.00	97.86	98.27	5.32	5.11	200,000	0.96	-7.44	1.982	Sr Unsecured
US09659X2D34	BNP 3.375 25	FRANCE	BNP PARIBAS	3.38	09/01/2025	2000.00	95.46	96.15	5.66	5.30	200,000	1.22	-9.23	2.006	Sr Unsecured
XS1187065443	ESKOM 7.125 25	SOUTH AFRICA	ESKOM HOLDINGS SOC LTD	7.13	11/02/2025	1250.00	95.20	96.07	9.56	9.10	200,000	8.39	-9.10	1.972	Sr Unsecured
US92343VEN01	VZ 3.376 25	UNITED STATES	VERIZON COMMUNICATIONS	3.38	15/02/2025	1330.87	97.61	97.95	4.51	4.34	2,000	1.46	-8.10	2.115	Sr Unsecured
US94974BGH78	WFC 3 25	UNITED STATES	WELLS FARGO & COMPANY	3.00	19/02/2025	2500.00	95.59	96.03	5.10	4.88	1,000	1.43	-8.52	2.127	Sr Unsecured
US89236TGX72	TOYOTA 3 25	UNITED STATES	TOYOTA MOTOR CREDIT CORP	3.00	01/04/2025	1250.00	96.05	96.41	4.78	4.62	2,000	0.98	-8.83	2.240	Sr Unsecured
US023135CE44	AMZN 3 25	UNITED STATES	AMAZON.COM INC	3.00	13/04/2025	1500.00	96.74	97.11	4.44	4.28	2,000	0.87		2.276	Sr Unsecured
US172967JP75	C 3.3 25	UNITED STATES	CITIGROUP INC	3.30	27/04/2025	1500.00	96.27	97.08	4.94	4.58	1,000	2.15	-9.15	2.302	Sr Unsecured
US037833BG48	AAPL 3.2 25	UNITED STATES	APPLE INC	3.20	13/05/2025	2000.00	97.20	97.55	4.40	4.25	2,000	0.98	-8.71	2.352	Sr Unsecured
XS1263054519	KAZAKS 5.125 25	KAZAKHSTAN	REPUBLIC OF KAZAKHSTAN	5.13	21/07/2025	2500.00	103.19	103.86	3.86	3.60	200,000	1.07	-8.78	2.448	Sr Unsecured
USP989MJBEO4	YPFDAR 8.5 25	ARGENTINA	YPF SOCIEDAD ANONIMA	8.50	28/07/2025	1131.77	76.68	78.12	20.10	19.27	1,000	12.41	-2.05	2.139	Sr Unsecured
US931142EW94	WMT 3.9 25	UNITED STATES	WALMART INC	3.90	09/09/2025	1750.00	98.75	99.11	4.38	4.24	2,000	0.95		2.608	Sr Unsecured
US836205AR58	SOAF 5.875 25	SOUTH AFRICA	REPUBLIC OF SOUTH AFRICA	5.88	16/09/2025	2000.00	100.86	101.42	5.54	5.33	200,000	3.52	-9.33	2.552	Sr Unsecured
GT3	T 4.5 25	UNITED STATES	US TREASURY N/B	4.50	15/11/2025	40000.00	4.14	4.14	4.14	4.14				2.772	Unsecured
US06738EAN58	BACR 4.375 26	BRITAIN	BARCLAYS PLC	4.38	12/01/2026	2500.00	94.35	95.30	6.38	6.03	200,000	1.66	-13.47	2.835	Sr Unsecured
US715638DE95	PERU 2.392 26	PERU	REPUBLIC OF PERU	2.39	23/01/2026	1000.00	92.34	92.92	5.03	4.82	1,000	3.01	-9.15	2.969	Sr Unsecured
US459200JG74	IBM 3.45 26	UNITED STATES	IBM CORP	3.45	19/02/2026	1350.00	96.05	96.41	4.77	4.65	100,000	1.43	-10.56	3.001	Sr Unsecured
XS1319820897	SGCAZE 6.875 26	AZERBAIJAN	SOUTHERN GAS CORRIDOR	6.88	24/03/2026	2000.00	102.79	103.54	5.94	5.70	200,000	5.75	-11.98	2.930	
US06051GFX25	BAC 3.5 26	UNITED STATES	BANK OF AMERICA CORP	3.50	19/04/2026	2500.00	95.51	95.89	4.94	4.82	2,000	2.53	-11.12	3.151	Sr Unsecured
US717081EA70	PFE 3 26	UNITED STATES	PFIZER INC	3.00	15/12/2026	1750.00	95.10	95.54	4.33	4.20	2,000	2.09	-11.37	3.716	Sr Unsecured
US65535HAZ29	NOMURA 2.329 27	JAPAN	NOMURA HOLDINGS INC	2.33	22/01/2027	1250.00	87.16	87.93	5.84	5.61	200,000	2.60		3.831	Sr Unsecured
US105756AE07	BRAZIL 10.125 27	BRAZIL	FED REPUBLIC OF BRAZIL	10.13	15/05/2027	765.02	116.56	117.46	5.88	5.67	1,000	0.11	-16.52	3.663	Sr Unsecured
US191216CU25	KO 1.45 27	UNITED STATES	COCA-COLA CO/THE	1.45	01/06/2027	1500.00	88.50	88.96	4.27	4.14	2,000	2.70	-10.30	4.253	Sr Unsecured
USP2253TJP59	CEMEX 7.375 27	MEXICO	CEMEX SAB DE CV	7.38	05/06/2027	1000.00	100.95	101.73	7.13	6.93	200,000	3.49	-7.93	2.321	Sr Unsecured
GT5	T 4.125 27	UNITED STATES	US TREASURY N/B	4.13	31/10/2027	43000.00	3.85	3.85	3.85	3.85				4.415	Unsecured
XS1706923148	CREBNV 9.616 27	NETHERLANDS	CREDIT EUROPE BANK NV	9.62	09/11/2027	150.00	89.55	90.87	12.43	12.04	200,000	-1.78	-9.92	3.573	Subordinated
XS1196496688	SOIAZ 6.95 30	AZERBAIJAN	STATE OIL CO OF THE AZER	6.95	18/03/2030	750.00	99.94	101.42	6.96	6.70	200,000	3.94	-17.31	5.602	Sr Unsecured

Devlet İç Borçlanma Senetleri

İŞ YATIRIM

Rapor Terimleri

Tanım	Kpn%	Vade Tarihi ↕	İhraç Tarihi	Vadeye kalan	İhrac (mn TL)	Hacim (mnTL)			Aynı Gün Valörlü Son İşlem Tarihi	Son Temiz Fiyat	Birikmiş Faiz	Basit Faiz	Bileşik Faiz (%)	Faiz Değ.(Δbp)			3ay Bant				Dur.	Konv.	PVBP * 100
						1G	Toplam	3A St.dev						1G	1H	3A	Min(%)	Mak(%)	Ort(%)	Z-skor			

TÜFE'ye Endeksli Tahviller

TRT030523T13	0.50	03/05/23	15/05/13	6 m	15.33	0.28	45.68	12.35	15/11/22	119.500	0.04	-34.60	-31.40				-33.69	2.96	-11.23	-1.63	0.45	0.00	1.49
TRT020823T11	1.50	02/08/23	14/08/13	9 m	8.48	3.02	52.83	9.90	04/11/22	127.000		-27.48	-25.59				-25.72	3.35	-4.90	-2.09			
TRT081123T10	1.40	08/11/23	20/11/13	12 m	8.50	3.04	29.36	8.90	24/10/22	132.600	1.28	-23.25	-21.90				-21.90	4.24	-6.51	-1.73	1.00	0.01	3.42
TRT100124T17	2.10	10/01/24	16/01/19	14 m	13.04	8.62	21.10	9.14	20/10/22	133.000	1.15	-19.44	-18.50				-18.50	4.14	-5.83	-1.39			
TRT080524T17	1.20	08/05/24	21/05/14	18 m	5.74	5.61	25.99	7.11	16/11/22	128.500	0.05	-14.20	-13.70				-17.10	4.27	-2.09	-1.63	1.43	0.02	4.39
TRT050624T35	2.05	05/06/24	12/06/19	19 m	9.22	1.80	11.24	6.33	26/08/22	141.000	0.92	-17.29	-16.54				-16.54	4.05	-1.93	-2.31	1.67	0.03	2.93
TRT180924T11	1.00	18/09/24	01/10/14	22 m	8.05	0.03	112.14	6.10	29/09/22	137.500	0.05	-13.95	-13.46				-13.46	3.61	-4.89	-1.41	1.91	0.04	5.72
TRT061124T11	1.60	06/11/24	13/11/19	24 m	7.14	5.20	28.90	5.77	22/08/22	145.000	0.91	-14.41	-13.89				-13.89	3.28	-3.23	-1.85	2.06	0.05	3.57
TRT290125T15	1.18	29/01/25	05/02/20	27 m	12.02	1.80	11.50	5.97	01/11/22	154.000	0.59	-16.58	-15.89				-15.89	2.88	-2.59	-2.23	2.17	0.05	4.42
TRT160425T17	1.00	16/04/25	29/04/15	29 m	8.82	2.78	72.09	5.50	15/11/22	136.000	0.15	-10.62	-10.34				-15.24	3.50	-5.44	-0.89	2.33	0.06	7.43
TRT180625T13	0.75	18/06/25	24/06/20	31 m	24.99	782.22	#####	4.06	16/11/22	137.000	0.61	-10.53	-10.25				-16.58	-2.80	-9.66	-0.15	2.50	0.07	4.17
TRT140126T11	1.35	14/01/26	27/01/16	38 m	20.25	0.0	43.23	3.72	15/11/22		0.88						-11.79	3.03	-4.92		3.01	0.10	9.35
TRT070727T13	1.45	07/07/27	19/07/17	56 m	22.07	0.48	9.58	2.69	10/11/22	145.000	0.96	-5.43	-5.36				-5.36	4.28	1.90	-2.70			
TRT120128T11	1.45	12/01/28	24/01/18	63 m	21.75	2.48	175.62	2.41	15/11/22	155.000	0.95	-6.00	-5.91				-6.67	3.01	-1.96	-1.64	4.70	0.24	12.88
TRT280628T18	1.65	28/06/28	11/07/18	68 m	19.04	2.37	32.07	3.03	27/10/22	160.000	1.03	-5.53	-5.45				-5.45	4.21	0.26	-1.88	5.12	0.29	13.80
TRT080530T19		08/05/30	20/05/20	91 m	25.60																		
TRT280531T14	1.50	28/05/31	09/06/21	104 m	29.99	1.68	12.10	1.33	15/11/22	170.000	1.33	-3.83	-3.79				-4.86	2.11	-0.82	-2.24	6.80	0.53	14.70
TRT110232T15		11/02/32	23/02/22	112 m	30.31	2.12	100.07	1.02	15/11/22	138.000		-3.44	-3.41				-4.52	0.00	-2.41	-0.98	7.81	0.67	10.31
TRT040832T18		04/08/32	17/08/22	118 m	4.22	0.76	19.83	1.16	15/11/22	140.000		-3.42	-3.39				-4.28	-0.57	-3.17	-0.19			
TRT230233T10		23/02/33	09/03/22	125 m	16.70																		
TRT210235T10		21/02/35	09/03/22	149 m	16.70																		
TRT180237T13		18/02/37	09/03/22	174 m	16.70																		

Kamu Kira Sertifikası

TRD080223T19	6.95	08/02/23	10/02/21	3 m	1.47	0.01	11.03	2.22	16/11/22	100.390	3.78	11.76	12.30	0			12.21	19.38	15.53	-1.46			
TRD120723T18	9.04	12/07/23	14/07/21	8 m	1.14	0.04	11.05	2.15	15/11/22	102.265	6.26	14.23	14.74		-27	-426	14.28	24.32	17.10	-1.10			
TRD160823T13	8.90	16/08/23	18/08/21	9 m	0.92	0.01	1.72	1.95	16/11/22	102.700	4.50	13.78	14.25	-4	-4		14.15	21.65	18.42	-2.14	0.66	0.01	0.71
TRD181023T17	9.05	18/10/23	20/10/21	11 m	1.91	1.26	6.51	1.85	15/11/22	104.049	1.39	13.27	13.71	0			13.71	21.53	18.11	-2.38			
TRD131223T10	10.16	13/12/23	15/12/21	13 m	2.99	0.00	7.35	2.97	15/11/22		8.60						12.39	24.34	19.61		0.88	0.01	1.02
TRD140224T10	10.10	14/02/24	16/02/22	15 m	5.56	10.77	20.25	3.93	16/11/22	108.500	5.11	12.57	12.97	-116	-112		12.97	23.80	17.64	-1.19	1.05	0.02	1.20
TRD200324T29	12.15	20/03/24	23/03/22	16 m	4.10	7.10	24.03	4.29	16/11/22	114.200	3.81	12.45	12.84	-18	-110		12.84	24.87	20.58	-1.80	1.12	0.02	1.33
TRD080524T15	11.35	08/05/24	11/05/22	18 m	2.27	2.73	10.09	4.05	15/11/22	111.912		13.56	14.02	0	-4	-561	13.49	23.99	19.42	-1.33			
TRD210824T15	6.80	21/08/24	26/08/20	21 m	0.55	0.00	45.25	2.33	12/09/22		0.75						12.74	20.00	16.42		1.60	0.03	1.53
TRD031225T10	6.60	03/12/25	09/12/20	37 m	0.52	0.00	0.45	2.19	13/10/22		4.64						13.64	20.00	17.43		2.25	0.07	2.08
TRD160926T19	8.40	16/09/26	22/09/21	47 m	0.73	0.00	110.96	0.78	04/11/22								16.56	19.90	17.41				

Özel Sektör Tahvilleri (TL)

İŞ YATIRIM

Rapor Terimleri

Kodu	Enstrüman	Kpn	Vade ↕	İhraç T.	Kpn Sıklık	Bir son. kupon t.	Toplam İhrac	Aynı Gün Valörlü Son İşlem Tarihi	Temiz Fiyat	Birikmiş Faiz	Getiri (%)	FaizΔ Son İki İşgünü Arası			Fiyat Değ.			Hacim Ort.		Dur.	Konv.	PVBP * 100
												1G(Δ)	1H(Δ)	3A(Δ)	1G(Δ)	1H(Δ)	3A(Δ)	1H	3A			
Özkaynak Hes.Dahil Borç.Araçları																						
TRSTISB72712	Türkiye İş Bankası A.Ş.	12.54	27/07/27	08/08/17	4.00	31/01/23	1100.00	21/10/22	106.000	4.75						1		0.21	3.02			0.025
TRSVKFB92719	Türkiye Vakıflar Bankası	15.05	06/09/27	18/09/17	4.00	12/12/22	525.00	21/10/22		1.73								0.03	1.35			
TRSTHALE2716	Türkiye Halk Bankası A.	12.54	22/10/27	20/10/17	12.00	22/11/22	1000.00	22/09/22	100.500	0.12								0.49	1.50			0.077
TRSSKBA2716	Şekerbank T.A.Ş.	14.84	10/12/27	22/12/17	12.00	16/12/22	300.00	07/03/22	90.000							-6		1.80	1.55			
TRSSKBK52818	Şekerbank T.A.Ş.	14.84	11/05/28	24/05/18	12.00	16/12/22	150.00	27/09/21	100.000	0.64								0.00	0.81			0.053
TRSTHAL62811	Türkiye Halk Bankası A.	14.10	04/07/28	03/07/18	2.00	28/12/22	1950.00	17/02/20	99.957	1.85	15							0.15	0.01			
TRSTHAL92826	Türkiye Halk Bankası A.	12.79	13/09/28	26/09/18	2.00	22/03/23	2979.80															
TRSEXIM92818	Türkiye İhracat Kredi B.	12.54	14/09/28	27/09/18	2.00	23/03/23	2901.76															
TRSFIBA10016	Fibabanka A.Ş.	21.77	12/03/29	20/03/19	4.00	14/12/22	100.00															
TRSTISB62911	Türkiye İş Bankası A.Ş.	17.01	06/06/29	19/06/19	4.00	14/12/22	800.00	27/10/22		2.05								44.66	4.35	0.162	0.001	0.133
TRSYKKB62914	Yapı Ve Kredi Bankası A		20/06/29	03/07/19	4.00	28/12/22	500.00	21/10/22										4.59	0.76			0.195
TRSTISB92918	Türkiye İş Bankası A.Ş.	13.63	13/09/29	26/09/19	4.00	22/12/22	350.00	28/10/22		1.46								1.15	0.36			0.137
TRSVKFB92925	Türkiye Vakıflar Bankası	13.22	14/09/29	27/09/19	4.00	23/12/22	725.00	27/09/22	107.520	0.20								2.10	0.36			4.727
TRSYKKB92911	Yapı Ve Kredi Bankası A	12.84	20/09/29	03/10/19	4.00	29/12/22	300.00	04/11/22										0.45	0.03			
TRSGRANE2915	Türkiye Garanti Bankası	12.64	07/10/29	09/10/19	4.00	07/01/23	252.88	18/03/22	106.585									0.92	0.29			
TRSSKBA0017	Şekerbank T.A.Ş.	13.54	28/11/29	11/12/19	4.00	07/12/22	250.00	21/10/20										0.00	0.00			
TRSGRAN23013	Türkiye Garanti Bankası	13.50	14/02/30	14/02/20	4.00	14/02/23	750.00	27/10/22		3.10								0.18	1.49	0.177	0.007	4.773

Kira Sertifikaları (Kot içi)

TRDKTVKK2211	Kt Kira Sertifikaları Varl		16/11/22	18/08/22			150.00															
TRDEVKSK2228	Emlak Katılım Varlık Kir	17.04	16/11/22	10/11/21	12.00	16/11/22	51.80	09/11/22		1.42								0.02	0.24	0.031	0.000	0.017
TRDTFVKK2234	Tf Varlık Kiralama A.Ş.		18/11/22	28/09/22			500.00															
TRDYVSK2216	Yatırım Varlık Kiralama		21/11/22	25/05/22			275.30	15/11/22										0.00	0.14			
TRDHVKA2225	Halk Varlık Kiralama A.		29/11/22	23/08/22			230.00	15/11/22										2.01	0.16			
TRDZKVK2221	Ziraat Katılım Varlık Kir		29/11/22	23/08/22			800.00	16/11/22										1.23	3.44			
TRDEMVA2218	Emlak Varlık Kiralama A	17.50	01/12/22	26/11/21	4.00	01/12/22	83.15	11/11/22	100.044	3.60	17	-1			0			2.94	0.80			
TRDEMVA2234	Emlak Varlık Kiralama A		01/12/22	07/06/22			200.00	16/11/22										0.50	0.34			
TRDABVKA2223	Aktif Bank Sukuk Varlık		02/12/22	26/08/22			100.00	14/11/22										0.15	0.05			
TRDVVRKA2220	Vakıf Varlık Kiralama A.		02/12/22	08/09/22			250.00	16/11/22										0.64	0.05			
TRDKTVKA2254	Kt Kira Sertifikaları Varl		06/12/22	07/10/22			170.00	16/11/22										0.00	0.00			
TRDHVKA2219	Halk Varlık Kiralama A.		07/12/22	07/09/22			150.00	15/11/22										0.69	0.05			
TRDHVKA2227	Halk Varlık Kiralama A.		08/12/22	08/09/22			200.00	14/11/22										1.12	0.09			
TRDKTVKA2213	Kt Kira Sertifikaları Varl		08/12/22	09/09/22			200.00	08/11/22										0.00	0.00			
TRDZKVK2215	Ziraat Katılım Varlık Kir		09/12/22	07/09/22			800.00	16/11/22										1.02	0.27			
TRDHVKA2235	Halk Varlık Kiralama A.		13/12/22	13/09/22			200.00	09/11/22	99.974		21							0.03	0.00			
TRDVVRKA2238	Vakıf Varlık Kiralama A.		14/12/22	12/10/22			800.00	16/11/22	99.993		20	0	-1		0	0		5.29	0.79			
TRDEMVA2226	Emlak Varlık Kiralama A	19.05	15/12/22	10/12/21	4.00	15/12/22	250.00	10/11/22	100.028	3.03	20	0			0			5.38	1.91			
TRDABVKA2215	Aktif Bank Sukuk Varlık	0.00	16/12/22	17/12/21		16/12/22	30.50	04/11/22										0.00	0.11			
TRDABVKA2231	Aktif Bank Sukuk Varlık		16/12/22	09/09/22			100.00	14/11/22										0.00	0.00			
TRDNVKA2211	Nurol Varlık Kiralama A		23/12/22	30/06/22			50.00															
TRDBRKA2236	Bereket Varlık Kiralama		23/12/22	07/10/22			75.00	10/11/22										0.00	0.00			

Özel Sektör Tahvilleri (TL)

Kodu	Enstrüman	Kpn	Vade ↕	İhraç T.	Kpn Sıklık	Bir son. kupon t.	Toplam İhrac	Aynı Gün Valörlü Son İşlem Tarihi	Temiz Fiyat	Birikmiş Faiz	Getiri (%)	FaizΔ Son İki İşgünü Arası			Fiyat Değ.			Hacim Ort.		Dur.	Konv.	PVBP * 100	
												1G(Δ)	1H(Δ)	3A(Δ)	1G(Δ)	1H(Δ)	3A(Δ)	1H	3A				
TRFAKDNK2219	Akdeniz Faktoring A.Ş.		16/11/22	25/08/22			6.50																
TRFHFKK2212	Halk Finansal Kiralama		16/11/22	24/08/22			210.00	08/11/22	99.618		19							0.21	0.02				
TRFLDFKK2216	Lider Faktoring A.Ş.		17/11/22	02/09/22			30.00	16/11/22										0.21	0.02				
TRFDBNKK2218	D Yatırım Bankası A.Ş.		17/11/22	18/08/22			70.00	15/11/22										0.00	0.00				
TRFNURLK2226	Nurol Yatırım Bankası A		18/11/22	19/08/22			200.00																
TRFAKFKK2210	Ak Finansal Kiralama A.		18/11/22	19/08/22			150.00	10/11/22										0.34	0.03				
TRFGVYOK2214	Gelecek Varlık Yönetim		21/11/22	22/08/22			100.00	11/11/22										0.00	0.00				
TRFGVYOK2214	Gelecek Varlık Yönetim		21/11/22	22/08/22			100.00	11/11/22										0.00	0.00				
TRFZORFK2210	Zorlu Faktoring A.Ş.		21/11/22	23/05/22			24.77																
TRFGLMKK2214	Global Menkul Değerle		21/11/22	02/09/22			50.00																
TRFYKYMK2225	Yapı Kredi Yatırım Men		23/11/22	24/08/22			162.50	14/11/22										0.15	0.01				
TRFOTKOK2214	Otokoç Otomotiv Tic V		23/11/22	01/06/22			250.00	26/10/22										0.68	0.05				
TRFFBFKK2224	Fiba Faktoring A.Ş.		24/11/22	26/08/22			175.00											0.00	0.00				
TRFTCMDK2243	Tacirler Yatırım Menku		25/11/22	19/08/22			99.00	15/11/22										0.00	0.00				
TRFINFMK2225	İnfo Yatırım Menkul De		25/11/22	07/09/22			250.00	11/11/22										0.63	0.43				
TRFSKFHK2231	Şeker Faktoring A.Ş.		25/11/22	16/09/22			2.44																
TRFSKFHK2249	Şeker Faktoring A.Ş.		25/11/22	23/09/22			4.32																
TRFPHCMK2235	Phillipcapital Menkul D		25/11/22	06/10/22			41.00																
TRFKNTFK2216	Kent Faktoring A.Ş.		28/11/22	06/09/22			23.00	31/10/22	97.869		32							0.14	0.01				
TRFPHCMK2227	Phillipcapital Menkul D		29/11/22	22/09/22			63.05	01/11/22										0.00	0.00				
TRFAKFTK2229	Ak Faktoring A.Ş.		29/11/22	23/08/22			16.85	16/11/22										0.00	0.00				
TRFAKFTK2237	Ak Faktoring A.Ş.		29/11/22	25/08/22			10.00																
TRFYTFMK2211	Yatırım Finansman Men		30/11/22	24/08/22			200.00	11/11/22										0.00	0.00				
TRFOSMKK2217	Osmanlı Yatırım Menku		30/11/22	01/09/22			35.50	11/11/22										0.00	0.00				
TRFHALLK2217	Halk Yatırım Menkul De		30/11/22	30/09/22			100.00																
TRFSKMDK2210	Şeker Yatırım Menkul D		30/11/22	14/09/22			30.69	08/11/22	98.599		26							0.42	0.03				
TRFTAMFA2211	Tam Finans Faktoring A		01/12/22	01/09/22			125.00	22/09/22	95.251		29							0.20	0.02				
TRFPHCMA2211	Phillipcapital Menkul D		01/12/22	01/09/22			47.87	01/11/22										0.00	0.00				
TRFGRFAA2211	Garanti Faktoring A.Ş.		01/12/22	28/07/22			176.50	16/11/22										2.10	0.16				
TRFNURLA2210	Nurol Yatırım Bankası A		01/12/22	24/08/22			55.00																
TRFTPFCA2224	Creditwest Faktoring A		01/12/22	27/09/22			24.00																
TRFLDFKA2218	Lider Faktoring A.Ş.		01/12/22	07/09/22			21.88	13/10/22										0.14	0.01				
TRFGLMKA2216	Global Menkul Değerle		02/12/22	13/09/22			12.51	05/10/22										0.00	0.00				
TRFVSTLA2212	Vestel Elektronik Sanay		02/12/22	01/08/22			334.00	16/11/22										0.35	0.03				
TRFTHALA2210	Türkiye Halk Bankası A.		02/12/22	02/09/22			692.00																
TRFFNBKA2218	Qnb Finansbank A.Ş.		02/12/22	02/09/22			602.95	10/11/22										2.13	0.17				
TRFISKMA2217	Işık Yatırım Menkul Değ		02/12/22	23/09/22			114.84	08/11/22										1.83	0.14				
TRFCGDFA2215	Çağdaş Faktoring A.Ş.		02/12/22	20/09/22			20.40	07/11/22										0.14	0.01				
TRFULFKA2217	Ulusal Faktoring A.Ş.		02/12/22	09/09/22			40.00	13/10/22										0.14	0.01				
TRFSKFKA2212	Şeker Finansal Kiralama		02/12/22	09/09/22			37.00																
TRFTCEFA2219	Turkcell Finansman A.Ş		05/12/22	09/09/22			250.00	15/11/22										0.00	0.00				
TRFTISBA2211	Türkiye İş Bankası A.Ş.		05/12/22	18/08/22			258.90																
TRFSUMFA2218	Sümer Faktoring A.Ş.		05/12/22	08/09/22			23.00	18/10/22	96.292		33							0.69	0.05				
TRFOYMDA2210	Oyak Yatırım Menkul D		06/12/22	02/09/22			100.00	20/10/22										0.00	0.00				
TRFHZRFA2211	Huzur Faktoring A.Ş.		06/12/22	09/09/22			10.20	13/09/22										0.00	0.00				

Özel Sektör Tahvilleri (TL)

Kodu	Enstrüman	Kpn	Vade ↕	İhraç T.	Kpn Sıklık	Bir son. kupon t.	Toplam İhrac	Aynı Gün Valörlü Son İşlem Tarihi	Temiz Fiyat	Birikmiş Faiz	Getiri (%)	FaizΔ Son İki İşgünü Arası			Fiyat Değ.			Hacim Ort.		Dur.	Konv.	PVBP * 100	
												1G(Δ)	1H(Δ)	3A(Δ)	1G(Δ)	1H(Δ)	3A(Δ)	1H	3A				
TRFHZRFA2229	Huzur Faktoring A.Ş.		06/12/22	09/09/22			10.00																
TRFSRMDA2215	Alnus Yatırım Menkul D		06/12/22	05/08/22			13.82																
TRFAKDNA2211	Akdeniz Faktoring A.Ş.		06/12/22	06/09/22			30.00	08/09/22										0.00	0.00				
TRFNURLA2228	Nurol Yatırım Bankası A		06/12/22	01/09/22			100.00	04/10/22										0.00	0.00				
TRFEKOFA2214	Eko Faktoring A.Ş.		06/12/22	22/09/22			16.60	06/10/22	95.836		29	0			0			0.27	0.02				
TRFPHCMA2229	Phillipcapital Menkul D		07/12/22	09/09/22			79.35	16/11/22										0.42	0.03				
TRFATAMA2216	Ata Yatırım Menkul Kıy		07/12/22	08/09/22			50.00	09/11/22										0.00	0.00				
TRFBVYSA2217	Birikim Varlık Yönetim.		07/12/22	07/09/22			18.00	07/10/22										0.00	0.00				
TRFGDKMA2216	Gedik Yatırım Menkul D		07/12/22	08/12/21			100.00																
TRFNURLA2236	Nurol Yatırım Bankası A		08/12/22	08/09/22			100.00		98.708		25							1.55	0.12				
TRFALNFA2218	Alternatifbank A.Ş.		08/12/22	01/09/22			166.00	10/11/22										0.00	0.00				
TRFTHALA2236	Türkiye Halk Bankası A		09/12/22	09/09/22			314.85																
TRFFNBKA2226	Qnb Finansbank A.Ş.		09/12/22	09/09/22			499.70	16/11/22										4.10	0.32				
TRFVKFBA2234	Türkiye Vakıflar Bankası		09/12/22	09/09/22			84.65																
TRFAKYMA2217	Ak Yatırım Menkul Değ		12/12/22	12/09/22			188.91	15/11/22										0.00	0.00				
TRFAKYMA2225	Ak Yatırım Menkul Değ		12/12/22	15/09/22			460.00	15/11/22										2.87	0.22				
TRFNURLA2244	Nurol Yatırım Bankası A		13/12/22	13/09/22			100.00		96.744		25							0.83	0.06				
TRFFNYMA2219	Qnb Finans Yatırım Me		13/12/22	20/09/22			104.00	16/11/22										0.00	0.00				
TRFAKDNA2229	Akdeniz Faktoring A.Ş.		13/12/22	14/09/22			27.00																
TRFOSMKA2219	Osmanlı Yatırım Menku		14/12/22	14/09/22			94.40	09/11/22										0.42	0.03				
TRFAKFTA2221	Ak Faktoring A.Ş.		14/12/22	14/09/22			30.00	18/10/22	95.653		33	13			0			0.40	0.03				
TRFDNFKA2224	Deniz Finansal Kiralama		14/12/22	16/09/22			305.00	31/10/22										0.00	0.00				
TRFSRMDA2231	Alnus Yatırım Menkul D		14/12/22	16/09/22			54.86	07/10/22										0.10	0.01				
TRFKORTA2213	Korteks Mensucat Sanı		14/12/22	20/07/22			59.07	02/11/22										0.40	0.03				
TRFDNFKA2216	Deniz Finansal Kiralama		14/12/22	14/09/22			236.00		96.860		22							1.04	0.08				
TRFGKYHA2218	Inveo Yatırım Holding A		14/12/22	15/12/21			20.00	09/11/22										0.00	0.00	0.084	0.000	0.090	
TRFSUMFA2234	Sümer Faktoring A.Ş.		15/12/22	15/09/22			23.10	11/11/22	97.557		30	4			0			1.02	0.08				
TRFALNFA2226	Alternatifbank A.Ş.		15/12/22	08/09/22			70.50	26/10/22										1.24	0.10				
TRFFNBKA2234	Qnb Finansbank A.Ş.		16/12/22	16/09/22			327.75	24/10/22										0.00	0.00				
TRFISFNA2213	İş Finansal Kiralama A.Ş		16/12/22	19/08/22			200.00	10/11/22										0.12	0.01				
TRFULFKA2225	Ulusal Faktoring A.Ş.		16/12/22	16/09/22			40.00	07/11/22	97.146		31	0			0			0.14	0.01				
TRFDNZYA2224	Deniz Yatırım Menkul K		16/12/22	13/09/22			100.00	12/10/22										0.00	0.00				
TRFA1CPA2215	A1 Capital Yatırım Men		16/12/22	20/06/22			50.00																
TRFSUZKA2216	Suzuki Motorlu Araçlar		19/12/22	23/06/22			70.00		92.762		36							0.12	0.01				
TRFISFAA2218	İş Faktoring A.Ş.		19/12/22	19/09/22			523.80	31/10/22										0.00	0.00				
TRFEMIRA2216	Emir Varlık Yönetim A.Ş		19/12/22	20/09/22			20.80	16/11/22										0.01	0.00				
TRFALNFA2234	Alternatifbank A.Ş.		20/12/22	15/09/22			96.00																
TRFTPFCA2216	Creditwest Faktoring A		20/12/22	22/08/22			21.50	07/10/22										0.00	0.00				
TRFYTFMA2213	Yatırım Finansman Me		21/12/22	08/09/22			135.10	10/11/22										0.00	0.00				
TRFYKYMA2219	Yapı Kredi Yatırım Men		21/12/22	07/09/22			400.00	27/10/22										0.00	0.77				
TRFORFNA2216	Orfin Finansman A.Ş.		21/12/22	22/12/21			60.00	11/11/22	98.062		21	12			1			4.18	0.32	0.092	0.001	0.097	
TRFKNTFA2226	Kent Faktoring A.Ş.		21/12/22	19/09/22			6.90																
TRFKNTFA2218	Kent Faktoring A.Ş.		21/12/22	19/09/22			20.00																
TRFISKMA2225	Işık Yatırım Menkul Değ		22/12/22	18/10/22			48.96	28/10/22										0.00	0.00				
TRFDNZYA2216	Deniz Yatırım Menkul K		22/12/22	09/09/22			145.00											0.00	0.00				

Özel Sektör Tahvilleri (TL)

Kodu	Enstrüman	Kpn	Vade ↕	İhraç T.	Kpn Sıklık	Bir son. kupon t.	Toplam İhrac	Aynı Gün Valörlü Son İşlem Tarihi	Temiz Fiyat	Birikmiş Faiz	Getiri (%)	FaizΔ Son İki İşgünü Arası			Fiyat Değ.			Hacim Ort.		Dur.	Konv.	PVBP * 100
												1G(Δ)	1H(Δ)	3A(Δ)	1G(Δ)	1H(Δ)	3A(Δ)	1H	3A			
TRFDHOL12313	Doğan Şirketler Grubu		24/01/23	08/08/22			200.00	15/11/22										0.16	0.01			
TRFFINF12369	Qnb Finans Faktoring A		24/01/23	17/10/22			140.00	21/10/22										0.00	0.00			
TRFFSDT12311	Fasdat Gıda Dağıtım Sa		24/01/23	26/09/22			50.00															
TRFFFKR12317	Qnb Finans Finansal Kir		25/01/23	07/09/22			108.50	09/11/22										2.66	0.21			
TRFVSTL12311	Vestel Elektronik Sanay		25/01/23	25/08/22			214.00	13/10/22										0.00	0.00			
TRFGKYH12325	Inveo Yatırım Holding A		25/01/23	26/01/22			118.00	10/11/22										0.00	0.00	0.188	0.001	0.191
TRFFNYM12313	Qnb Finans Yatırım Me		26/01/23	08/09/22			118.00		93.111		22							9.31	0.72			
TRFULFK12327	Ulusal Faktoring A.Ş.		26/01/23	18/10/22			40.45		94.163		32							0.01	0.00			
TRFYKBK12338	Yapı Ve Kredi Bankası A		27/01/23	09/09/22			557.00	21/09/22	93.467		21							13.60	1.06			
TRFTCMD22310	Tacirler Yatırım Menku		01/02/23	14/09/22			50.00	01/11/22										0.00	0.00			
TRFFFKR22332	Qnb Finans Finansal Kir		01/02/23	14/09/22			131.00															
TRFGRFA22315	Garanti Faktoring A.Ş.		01/02/23	21/09/22			145.00															
TRFBFOK22312	Beyaz Filo Oto Kiralama		01/02/23	12/10/22			33.00	16/11/22										0.00	0.00			
TRFNHOL22311	Nurol Holding A.Ş.		02/02/23	05/08/22			70.00	12/10/22										1.63	0.13			
TRFAREN22314	Arena Finans Faktoring		02/02/23	05/08/22			14.00	14/10/22	90.132		41							0.04	0.00			

Kot içi Finansman Bonoları (Kuponlu)

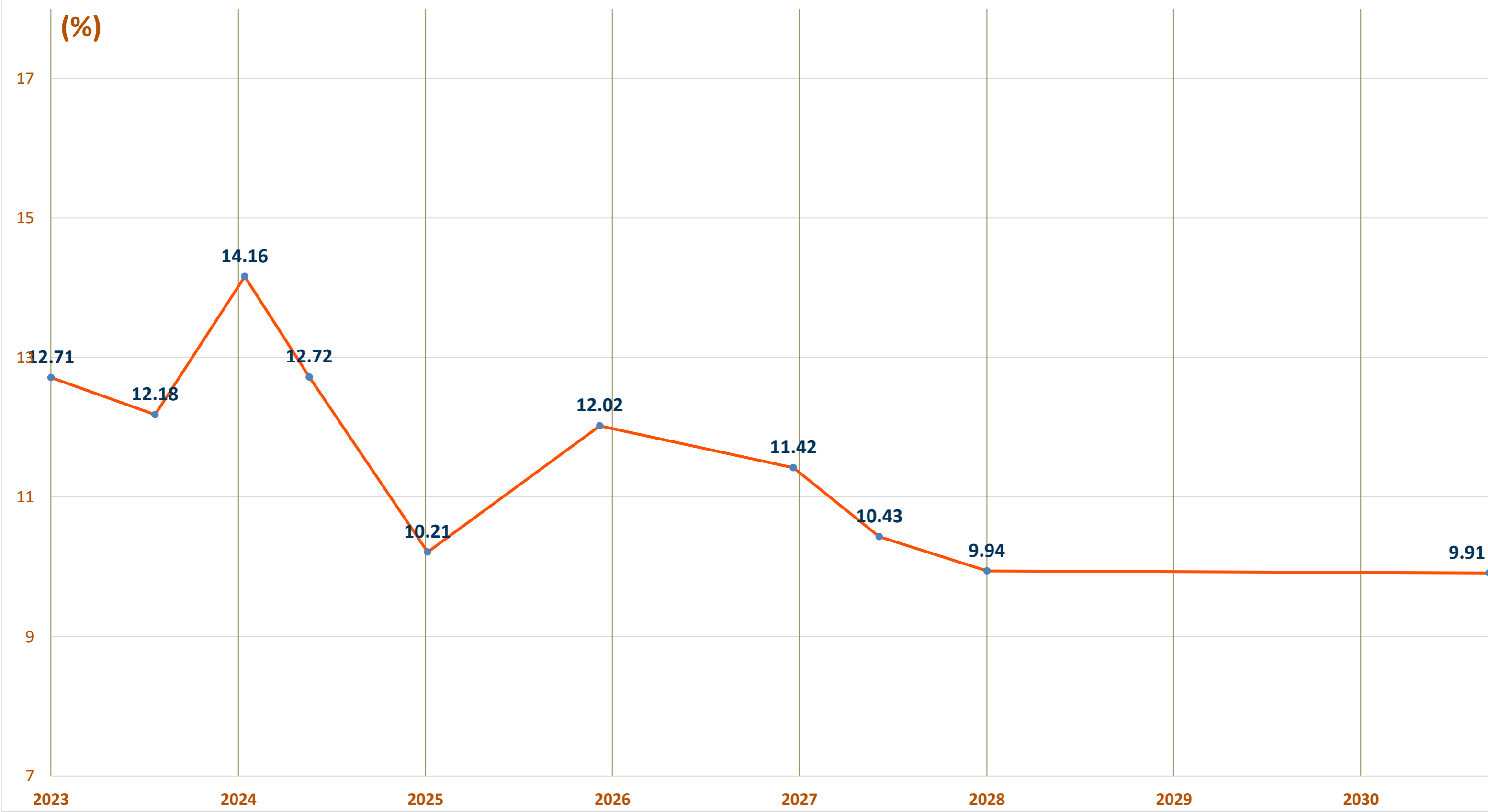
TRFMCBFK2217	Mercedes-Benz Finans	17.70	16/11/22	17/11/21			16/11/22	300.00	09/11/22	99.950	17.36	19	-200			0		1.33	0.75	0.015	0.000	0.019
TRFKFTFK2216	Koç Fiat Kredi Finansm		29/11/22	06/06/22				100.00	15/11/22									0.00	0.00			
TRFTTLKA2214	Türk Telekomünikasyo		01/12/22	02/09/22				350.00	12/10/22									0.00	0.00			
TRFGDKMA2224	Gedik Yatırım Menkul İ	12.00	09/12/22	10/12/21	4.00		09/12/22	150.00	15/11/22		2.24							0.00	0.00			0.067
TRFKCTFA2211	Koç Finansman A.Ş.	19.95	12/12/22	13/12/21			12/12/22	70.00	20/09/22	99.618	15.41	21	140			0		1.22	0.09	0.205	0.001	0.248
TRFATAYA2212	Ata Gayrimenkul Yatırı		13/12/22	13/09/22				25.00														
TRFTBTFA2213	Teb Finansman A.Ş.		16/12/22	24/06/22				120.00	14/11/22									1.26	0.10			
TRFZORFA2212	Zorlu Faktoring A.Ş.		16/12/22	27/07/22				30.98														
TRFTTLKA2222	Türk Telekomünikasyo		19/12/22	20/09/22				101.60	21/10/22									0.00	0.00			
TRFARENA2213	Arena Finans Faktoring	17.70	20/12/22	23/12/21	4.00		20/12/22	18.00	23/09/22	100.000	0.24					0		3.49	0.27			
TRFGDKMA2240	Gedik Yatırım Menkul İ	17.50	21/12/22	22/12/21	2.00		21/12/22	55.00	24/10/22		5.99							0.00	0.00	0.144	0.001	0.161
TRFQAGRA2218	Qua Granite Hayal Yapı		26/12/22	26/09/22				52.30														
TRFARENA2239	Arena Finans Faktoring		28/12/22	30/06/22				20.00														
TRFDDIS12319	Doğan Dış Ticaret Ve M		20/01/23	12/10/22				200.00	14/11/22									0.00	0.00			
TRFZORF12317	Zorlu Faktoring A.Ş.		25/01/23	07/09/22				20.00										0.00	0.00			
TRFDTAY12310	Detay Gıda Sanayi Ve T		30/01/23	12/09/22				50.00														
TRFATFK22313	Atılım Faktoring A.Ş.		01/02/23	02/08/22				20.00	24/10/22									0.00	0.00			
TRFTBTF22312	Teb Finansman A.Ş.	23.80	10/02/23	11/02/22			10/02/23	185.00	26/10/22		16.82							1.29	0.12	0.262	0.002	0.319
TRFZORF22316	Zorlu Faktoring A.Ş.		15/02/23	28/09/22				25.00														
TRFZORN22310	Zorlu Enerji Elektrik Ür		17/02/23	13/10/22				230.57	09/11/22	100.000		40						0.15	0.01			
TRFISGY22317	İş Gayrimenkul Yatırım		17/02/23	22/06/22				200.00	26/09/22									0.00	0.00			
TRFGFYH22316	Garanti Filo Yönetimi H		21/02/23	25/08/22				50.00														
TRFGDKM22310	Gedik Yatırım Menkul İ	14.52	24/02/23	25/02/22	2.00		24/02/23	100.00														
TRFTTLK32310	Türk Telekomünikasyo		01/03/23	02/09/22				500.00	16/09/22									0.00	0.00			
TRFDGTR32319	Doğan Şirketler Grubu		06/03/23	16/09/22				50.00														
TRFARCL32311	Arçelik A.Ş.		09/03/23	14/09/22				600.00	04/11/22									0.00	0.00			
TRFAZEV32319	Arzum Elektrikli Ev Alet		10/03/23	12/09/22				116.58														
TRFOTKO32315	Otokoç Otomotiv Tic V		13/03/23	15/09/22				200.00	15/11/22									1.17	0.09			

Özel Sektör Tahvilleri (TL)

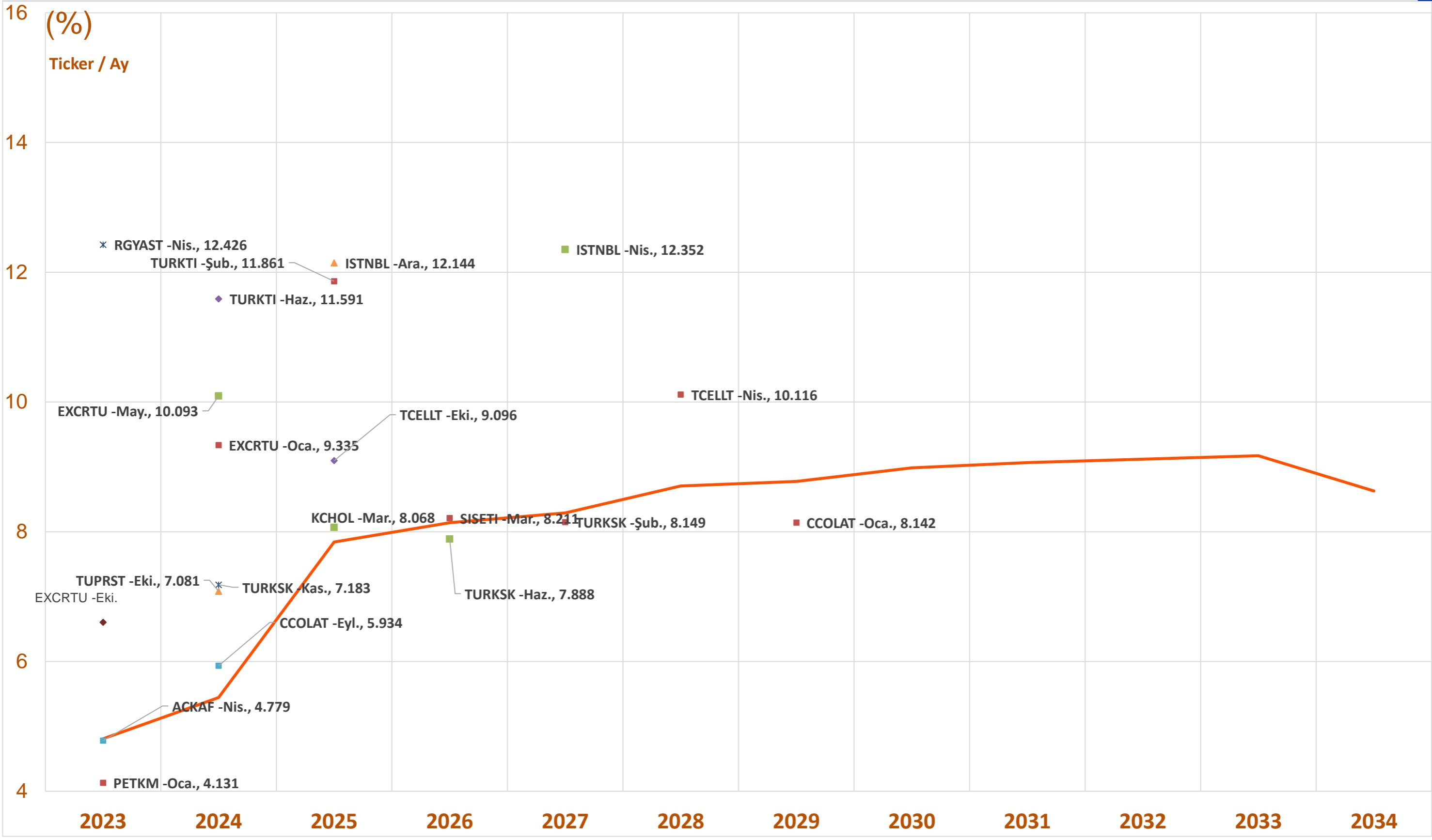
Kodu	Enstrüman	Kpn	Vade ↕	İhraç T.	Kpn Sıklık	Bir son. kupon t.	Toplam İhrac	Aynı Gün Valörlü Son İşlem Tarihi	Temiz Fiyat	Birikmiş Faiz	Getiri (%)	FaizΔ Son İki İşgünü Arası			Fiyat Değ.			Hacim Ort.		Dur.	Konv.	PVBP * 100
												1G(Δ)	1H(Δ)	3A(Δ)	1G(Δ)	1H(Δ)	3A(Δ)	1H	3A			
TRFTBTF32311	Teb Finansman A.Ş.		14/03/23	16/09/22			200.00	24/10/22										0.00	0.00			
TRFQAGR32311	Qua Granite Hayal Yapı		14/03/23	16/09/22			141.50	17/10/22	99.950		32	-1			0			2.92	0.23			
TRFTATK32313	Tat Gıda Sanayi A.Ş.		15/03/23	15/09/22			290.00											0.00	0.00			
TRFGDKM32319	Gedik Yatırım Menkul Değerler A.Ş.	17.00	15/03/23	16/03/22	2.00	15/03/23	75.00	01/11/22		2.24								0.00	0.00	0.336	0.003	0.351
TRFZORN32319	Zorlu Enerji Elektrik Üretim A.Ş.		16/03/23	29/09/22			62.01															
TRFTTLK32328	Türk Telekomünikasyon A.Ş.		17/03/23	20/09/22			400.00	06/10/22										0.00	0.00			
TRFDVYS32316	Dünya Varlık Yönetim A.Ş.		23/03/23	22/09/22			50.00	27/09/22										0.00	0.00			
TRFARCL32329	Arçelik A.Ş.		28/03/23	30/09/22			2000.00	10/11/22										2.33	0.21			
TRFATFK32312	Atılım Faktoring A.Ş.	22.00	28/03/23	31/03/22		28/03/23	10.00															
TRFKREL32316	Karel Elektronik Sanayi A.Ş.		29/03/23	04/10/22			230.00	18/10/22	99.977		31	0			0			1.44	0.11			
TRFALJF32311	Alj Finansman A.Ş.		30/03/23	29/09/22			70.00	14/10/22	99.930		30							1.01	0.08			
TRFAYGZ32318	Aygaz A.Ş.		31/03/23	03/10/22			200.00	14/10/22	99.960		27							0.29	0.02			
TRFQAGR42310	Qua Granite Hayal Yapı		03/04/23	06/10/22			75.00	15/11/22	99.838		31							0.74	0.06			
TRFTATK42312	Tat Gıda Sanayi A.Ş.		04/04/23	07/10/22			300.00											4.42	0.34			
TRFSISE42312	Türkiye Şişe Ve Cam Fabrikası A.Ş.		04/04/23	04/10/22			1300.00		99.943		27							2.88	0.22			
TRFKORT42317	Korteks Mensucat Sanayi A.Ş.		05/04/23	06/10/22			84.12															
TRFPNST42316	Pınar Süt Mamulleri Sanayi A.Ş.		06/04/23	11/10/22			200.00	15/11/22	99.874		29							0.73	0.06			
TRFALJF42310	Alj Finansman A.Ş.		07/04/23	07/10/22			120.00															
TRFAREN42312	Arena Finans Faktoring A.Ş.	18.48	07/04/23	08/04/22		06/01/23	17.00	11/11/22	100.000	1.92					0			2.17	0.17			0.144
TRFCGDF42319	Çağdaş Faktoring A.Ş.		13/04/23	13/10/22			50.00															
TRFSISE42320	Türkiye Şişe Ve Cam Fabrikası A.Ş.		14/04/23	17/10/22			1350.00	16/11/22										7.19	0.56			
TRFTBTF42310	Teb Finansman A.Ş.	25.50	14/04/23	15/04/22		14/04/23	100.00															
TRSKCTF42310	Koç Finansman A.Ş.	23.90	19/04/23	14/04/22		19/04/23	150.00	15/11/22		14.14								0.00	0.00			
TRFGFYH42314	Garanti Filo Yönetimi Hizmetleri A.Ş.		24/04/23	14/09/22			120.00															
TRFGRFK42320	Garanti Finansal Kiralama A.Ş.		24/04/23	14/09/22			190.00															
TRFOPAS42314	Opet Petrolcülük A.Ş.		26/04/23	27/07/22			221.00	07/10/22										0.00	0.00			
TRFGFYH52313	Garanti Filo Yönetimi Hizmetleri A.Ş.		03/05/23	05/10/22			150.00															
TRFSUZK52318	Suzuki Motorlu Araçlar A.Ş.		05/05/23	17/10/22			90.00															
TRFOTKO52313	Otokoç Otomotiv Ticaret A.Ş.		09/05/23	12/08/22			200.00	16/11/22										0.00	0.00			
TRFAYGZ52316	Aygaz A.Ş.		09/05/23	01/08/22			100.00	03/08/22										0.00	0.00			
TRFGDKM52317	Gedik Yatırım Menkul Değerler A.Ş.		24/05/23	25/05/22			120.00	04/11/22										0.00	0.00			
TRFTERA52318	Tera Yatırım Menkul Değerler A.Ş.		29/05/23	30/05/22			25.00	10/10/22	100.000						0			2.11	0.29			
TRFTATK52311	Tat Gıda Sanayi A.Ş.		30/05/23	26/08/22			220.00	12/10/22										0.00	0.00			
TRFGFYH62312	Garanti Filo Yönetimi Hizmetleri A.Ş.		01/06/23	01/09/22			60.00															
TRFOPAS62312	Opet Petrolcülük A.Ş.		06/06/23	09/09/22			170.00															
TRFTATK62310	Tat Gıda Sanayi A.Ş.		06/06/23	09/09/22			100.00															
TRFSISE62310	Türkiye Şişe Ve Cam Fabrikası A.Ş.		13/06/23	16/09/22			1500.00	11/10/22										0.00	0.00			
TRFMARB62318	Marbaş Menkul Değerler A.Ş.		13/06/23	15/06/22			50.00	10/11/22	103.504						0			4.26	0.33			
TRFGFYH72311	Garanti Filo Yönetimi Hizmetleri A.Ş.		17/07/23	17/10/22			150.00															
TRFGKYH72311	Inveo Yatırım Holding A.Ş.		19/07/23	20/07/22			40.00	29/09/22										0.00	0.00			
TRFTBTF82316	Teb Finansman A.Ş.		23/08/23	26/08/22			228.50	27/10/22										1.58	0.12			
TRFGKYH92327	Inveo Yatırım Holding A.Ş.		29/09/23	30/09/22			250.00															
TRFDEVAE2314	Deva Holding A.Ş.		06/10/23	07/10/22			150.00	13/10/22	99.900		32							0.72	0.06			

Devlet İ Borlanma Senetleri Verim Eđrisi

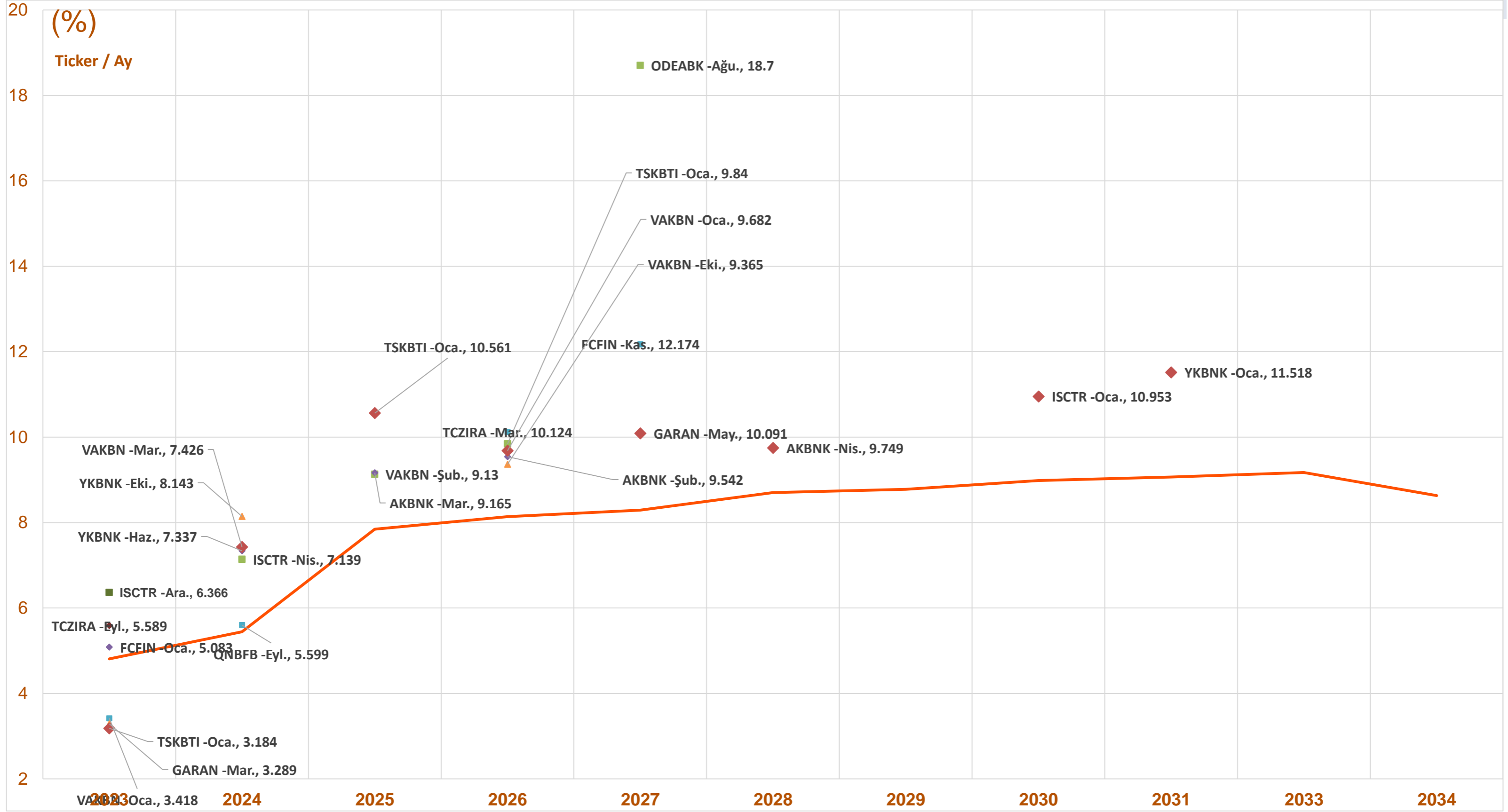
İŐ YATIRIM ₺



Devlet ve Özel Sektör Finans Dışı Türk Eurobondları Verim Eğrisi



Devlet ve Özel Sektör Finans Sektörü Türk Eurobondları Verim Eğrisi



Kredi Notları -Türk ve Yurtdışı Devlet ve Özel Sektör Eurotahvilleri

İŞ YATIRIM

[Rapor Terimlerini Açıklayıcı Doküman](#)

Ülke ve Şirket Görünüm & Notları					Moody's			Fitch			S&P		
ISIN	Ticker	Vade ↕	Kur	Getiri (%)	Rating	Uzun Dönem YP	Görünüm	Rating	Uzun Dönem YP	Görünüm	Rating	Uzun Dönem YP	Görünüm
TURKEY													
XS0861979440	YKBNK 5.5 22	12/2022	USD	-3.18	Caa1		STABLE	CCC+		NEG		NR	
XS1750996206	TSKBTI 5.5 23	01/2023	USD	3.18	B3		STABLE	B-		NEG			
XS1711581337	FCFIN 6 23	01/2023	USD	5.08				B-		NEG			
XS1747548532	PETKM 5.875 23	01/2023	USD	4.13	B3		STABLE	B		NEG			
XS1760780731	VAKBN 5.75 23	01/2023	USD	3.42	B3	WR	STABLE	B-		NEG		NR	
XS1379145656	KCHOL 5.25 23	03/2023	USD	3.68	B3		STABLE				B	B	STABLE
XS1788516679	YKBNK 6.1 23	03/2023	USD	4.34	B3		STABLE	B-		NEG		NR	
XS1576037284	GARAN 5.875 23	03/2023	USD	3.29	B3		STABLE	B-		NEG		NR	
US900123CA66	TURKEY 3.25 23	03/2023	USD	2.12	B3	B3	STABLE	B		NEG		Bu	STABLE
XS0910932788	ACKAF 5 23	04/2023	USD	4.78				BB-		NEG	BB+	BB+	NEG
XS1586385178	TURKSK 5.004 23	04/2023	USD	3.65	B3		STABLE	B					
XS1057340009	TURKEY 4.125 23	04/2023	EUR	1.51	B3	B3	STABLE	B		NEG		Bu	STABLE
XS1807502668	RGYAST 7.25 23	04/2023	USD	12.43	Caa2		NEG	B		NEG			
XS1691349010	TCZIRA 5.125 23	09/2023	USD	5.59	B3		STABLE	B-		NEG		NR	
XS1496463297	EXCRTU 5.375 23	10/2023	USD	6.61	B3	B3	STABLE	B-		NEG		NR	
XS1003016018	ISCTR 7.85 23	12/2023	USD	6.37	Caa3		STABLE	CCC+		NEG		NR	
US900123CR91	TURKEY 7.25 23	12/2023	USD	4.81	B3	B3	STABLE	B		NEG		Bu	STABLE
XS1917720911	EXCRTU 8.25 24	01/2024	USD	9.34	B3	B3	STABLE	B-		NEG		NR	
US900123CF53	TURKEY 5.75 24	03/2024	USD	5.44	B3	B3	STABLE	B		NEG		Bu	STABLE
XS1970705528	VAKBN 8.125 24	03/2024	USD	7.43	B3	WR	STABLE	B-		NEG		NR	
XS1578203462	ISCTR 6.125 24	04/2024	USD	7.14	B3		STABLE	B-		NEG		NR	
XS1814962582	EXCRTU 6.125 24	05/2024	USD	10.09	B3	B3	STABLE	B-		NEG		NR	
XS1028951264	TURKTI 4.875 24	06/2024	USD	11.59				B		NEG	B	B	STABLE
XS1634372954	YKBNK 5.85 24	06/2024	USD	7.34	B3		STABLE	B-		NEG		NR	
US900123CV04	TURKEY 6.35 24	08/2024	USD	6.01	B3	B3	STABLE	B		NEG		Bu	STABLE
XS1959391019	QNBFB 6.875 24	09/2024	USD	5.60	B3		STABLE	B-		NEG			
XS1577950402	CCOLAT 4.215 24	09/2024	USD	5.93	WR			BBB-		POS		BB+	NEG
JP579200AEM8	TURKEY 1.05 24	09/2024	JPY	1.48		B3	STABLE			NEG		Bu	STABLE
XS1958649854	YKBNK 8.25 24	10/2024	USD	8.14	B3		STABLE	B-		NEG		NR	
XS1686704948	TUPRST 4.5 24	10/2024	USD	7.08	B3		STABLE	B		STABLE			
US900123CW86	TURKEY 5.6 24	11/2024	USD	6.45	B3	B3	STABLE	B		NEG		Bu	STABLE
XS2071397850	MERSIN 5.375 24	11/2024	USD	8.18				B			B	B	STABLE
XS1141043296	TURKSK 4.489 24	11/2024	USD	7.18	B3		STABLE	B					
XS2100270508	TSKBTI 6 25	01/2025	USD	10.56	B3		STABLE	B-		NEG			
US900123AW05	TURKEY 7.375 25	02/2025	USD	6.93	B3	B3	STABLE	B		NEG	NR	Bu	STABLE
XS2112797290	VAKBN 5.25 25	02/2025	USD	9.13	B3	WR	STABLE	B-		NEG		NR	
XS1955059420	TURKTI 6.875 25	02/2025	USD	11.86				B		NEG	B	B	STABLE
XS1961766596	KCHOL 6.5 25	03/2025	USD	8.07	B3		STABLE				B	B	STABLE
US900123CX69	TURKEY 4.25 25	03/2025	USD	7.12	B3	B3	STABLE	B		NEG		Bu	STABLE
XS1210422074	AKBNK 5.125 25	03/2025	USD	9.17	B3		STABLE	B-		NEG			
XS1843443356	TURKEY 4.625 25	03/2025	EUR	5.05	B3	B3	STABLE	B		NEG		Bu	STABLE
XS1629918415	TURKEY 3.25 25	06/2025	EUR	4.93	B3	B3	STABLE	B		NEG		Bu	STABLE
US900123CZ18	TURKEY 6.375 25	10/2025	USD	7.84	B3	B3	STABLE	B		NEG		Bu	STABLE
XS1298711729	TCELLT 5.75 25	10/2025	USD	9.10	B3u		STABLE	B		NEG	B	B	STABLE
XS2241387500	ULKER 6.95 25	10/2025	USD	18.68				B *-			B *-	B *-	
XS2010029234	ISTNBL 6.375 25	12/2025	USD	12.14	B3		STABLE	B		NEG		NR	
XS2266963003	VAKBN 6.5 26	01/2026	USD	9.68	B3	WR	STABLE	B-		NEG		NR	
XS2281369301	TSKBTI 5.875 26	01/2026	USD	9.84	B3		STABLE	B-		NEG			
US900123DB31	TURKEY 4.75 26	01/2026	USD	7.98	B3	B3	STABLE	B		NEG		Bu	STABLE
XS2131335270	AKBNK 6.8 26	02/2026	USD	9.54	B3		STABLE	B-		NEG			
XS1909184753	TURKEY 5.2 26	02/2026	EUR	5.79	B3	B3	STABLE	B		NEG		Bu	STABLE
XS2274089288	TCZIRA 5.375 26	03/2026	USD	10.12	B3		STABLE	B-		NEG		NR	
XS1961010987	SİSETI 6.95 26	03/2026	USD	8.21	B3		STABLE	B		NEG		NR	
US900123CJ75	TURKEY 4.25 26	04/2026	USD	8.07	B3	B3	STABLE	B		NEG		Bu	STABLE
XS2337336445	PGSUST 9.25 26	04/2026	USD	11.13				B+		NEG	B	B	STABLE
XS2346972263	ACKAF 3 26	05/2026	EUR	7.51				BB-		NEG	BB+	BB+	NEG
XS2346915890	ZOREN 9 26	06/2026	USD	19.34				B-		STABLE	CCC+	B-	STABLE
XS2351109116	TURKSK 5.125 26	06/2026	USD	7.89	B3		STABLE	B					
XS2332876106	EXCRTU 5.75 26	07/2026	USD	10.76	B3	B3	STABLE	B-		NEG		NR	
XS2386558113	VAKBN 5.5 26	10/2026	USD	9.37		WR	STABLE	B-		NEG		NR	

Moody's	S&P	Fitch	Açıklama
---------	-----	-------	----------

Moody's	S&P	Fitch	Açıklama
Aaa	AAA	AAA	Minimal Kredi Riski
Aa1	AA+	AA+	
Aa2	AA	AA	
Aa3	AA-	AA-	Çok Düşük Kredi Riski
A1	A+	A+	
A2	A	A	Düşük Kredi Riski
A3	A-	A-	
Baa1	BBB+	BBB-	Yönetilebilir Kredi Riski
Baa2	BBB	BBB-	
Baa3	BBB-	BBB-	
Ba1	BB+	BB+	Önemli Kredi Riski
Ba2	BB	BB	
Ba3	BB-	BB-	
B1	B+	B+	Yüksek Kredi Riski
B2	B	B	
B3	B-	B-	Çok Yüksek Kredi Riski
Caa1	CCC+	CCC+	
Caa2	CCC	CCC	
Caa3	CCC-	CCC-	Geri döndürülebilir defult
Ca	CC	CC	
C	SD	DDD	Çok düşük ihtimal geri döndürülebilir iflas
/	D	DD	
		D	Değerleme Yapılmıyor
NR	NR	NR	

*Kaynak: Bloomberg, İş Yatırım.

Kredi Notları -Türk ve Yurtdışı Devlet ve Özel Sektör Eurotahvilleri

İŞ YATIRIM

[Rapor Terimlerini Açıklayıcı Doküman](#)

Ülke ve Şirket Görünüm & Notları					Moody's			Fitch			S&P		
ISIN	Ticker	Vade ↓	Kur	Getiri (%)	Rating	Uzun Dönem YP	Görünüm	Rating	Uzun Dönem YP	Görünüm	Rating	Uzun Dönem YP	Görünüm
US900123CK49	TURKEY 4.875 26	10/2026	USD	8.14	B3	B3	STABLE	B		NEG		Bu	STABLE
XS2368781477	AYDEMT 7.75 27	02/2027	USD	15.60				B		NEG	B	B	STABLE
XS2441287773	TURKSK 7.25 27	02/2027	USD	8.15	B3		STABLE	B					
US900123CL22	TURKEY 6 27	03/2027	USD	8.29	B3	B3	STABLE	B		NEG		Bu	STABLE
XS2468421248	ISTNBL 10.75 27	04/2027	USD	12.35	B3		STABLE	B		NEG		NR	
XS1617531063	GARAN 7.177 27	05/2027	USD	10.09	Caa2		STABLE	CCC+		NEG		NR	
XS2361850527	TURKEY 4.375 27	07/2027	EUR	6.34	B3	B3	STABLE	B		NEG		Bu	STABLE
XS1655085485	ODEABK 8.606 27	08/2027	USD	18.70	Caa3		STABLE	CCC		NEG			
USM88269US88	TURKEY 8.6 27	09/2027	USD	8.55	B3	B3	STABLE	B		NEG		Bu	STABLE
XS1551747733	VAKBN 8 27	11/2027	USD	-200.95	WR	WR	STABLE	WD		NEG		NR	
XS1386178237	FCFIN 7.75 27	11/2027	USD	12.17				CCC+		NEG			
US900123CP36	TURKEY 5.125 28	02/2028	USD	8.53	B3	B3	STABLE	B		NEG		Bu	STABLE
XS1803215869	TCELLT 5.8 28	04/2028	USD	10.12			STABLE	B		NEG	B	B	STABLE
XS1772360803	AKBNK 6.797 28	04/2028	USD	9.75	Caa2		STABLE	CCC+		NEG			
XS1623796072	ISCTR 7 28	06/2028	USD	10.65	Caa3		STABLE	CCC+		NEG		NR	
XS2355105292	AEFES 3.375 28	06/2028	USD	9.73				BB+ *-			BB+	BB+	NEG
US900123CQ19	TURKEY 6.125 28	10/2028	USD	8.71	B3	B3	STABLE	B		NEG		Bu	STABLE
XS2434515313	CCOLAT 4.5 29	01/2029	USD	8.14				BBB-		POS	BB+	BB+	NEG
US900123CT57	TURKEY 7.625 29	04/2029	USD	8.78	B3	B3	STABLE	B		NEG		Bu	STABLE
US900123AL40	TURKEY 11.875 30	01/2030	USD	8.70	B3	B3	STABLE	B		NEG	NR	Bu	STABLE
XS2106022754	ISCTR 7.75 30	01/2030	USD	10.95	Caa3		STABLE	CCC+		NEG		NR	
US900123CY43	TURKEY 5.25 30	03/2030	USD	8.99	B3	B3	STABLE	B		NEG		Bu	STABLE
US900123DA57	TURKEY 5.95 31	01/2031	USD	9.07	B3	B3	STABLE	B		NEG		Bu	STABLE
XS2286436451	YKBNK 7.875 31	01/2031	USD	11.52	Caa2		STABLE	CCC+		NEG		NR	
XS2355183091	AKBNK 6.8 31	06/2031	USD	10.97			STABLE	CCC+		NEG			
US900123DC14	TURKEY 5.875 31	06/2031	USD	9.13	B3	B3	STABLE	B		NEG		Bu	STABLE
US900123DD96	TURKEY 6.5 33	09/2033	USD	9.17	B3	B3	STABLE	B		NEG		Bu	STABLE
US900123AT75	TURKEY 8 34	02/2034	USD	8.63	B3	B3	STABLE	B		NEG	NR	Bu	STABLE
US900123AY60	TURKEY 6.875 36	03/2036	USD	9.38	B3	B3	STABLE	B		NEG	NR	Bu	STABLE
XS2339789732	LIMISK 9.5 36	07/2036	USD	12.12	B3		STABLE	B					
US900123BB58	TURKEY 7.25 38	03/2038	USD	8.91	B3	B3	STABLE	B		NEG	NR	Bu	STABLE
US900123BG46	TURKEY 6.75 40	05/2040	USD	9.42	B3	B3	STABLE	B		NEG	NR	Bu	STABLE
US900123BJ84	TURKEY 6 41	01/2041	USD	9.32	B3	B3	STABLE	B		NEG	NR	Bu	STABLE
US900123CB40	TURKEY 4.875 43	04/2043	USD	8.81	B3	B3	STABLE	B		NEG		Bu	STABLE
US900123CG37	TURKEY 6.625 45	02/2045	USD	9.56	B3	B3	STABLE	B		NEG		Bu	STABLE
US900123CM05	TURKEY 5.75 47	05/2047	USD	9.30	B3	B3	STABLE	B		NEG		Bu	STABLE
XS1867595750	YKBNK 13.875 PERP	01/3000	USD	14.16	Caa3u		STABLE			NEG		NR	
UAE													
XS0863524277	TAQAUH 3.625 23	01/2023	USD	1.84	Aa3		STABLE	AA-		STABLE	NR	NR	
CAYMAN ISLANDS													
XS1075401726	EMAARM 4.564 24	06/2024	USD	5.51	Baa2		STABLE				BBB-		
XS2384355520	KFINKK 6.125 31	12/2031	USD	8.44				CCC+					
CHINA													
US06120TAA60	BCHINA 5 24	11/2024	USD	5.44	Baa2	A1	STABLE	BBB+		STABLE	BBB+	A	STABLE
MEXICO													
US71654QBG64	PEMEX 3.5 23	01/2023	USD	5.25	B1	B1	STABLE	BB-u		STABLE	BBB	BBB	STABLE
USP30179AM09	CFELEC 4.875 24	01/2024	USD	5.37	Baa2		STABLE	BBB-		STABLE	BBB	BBB	STABLE
XS1379122101	AMXLMM 1.5 24	03/2024	EUR	3.12	Baa1	Baa1	STABLE	A-		POS	A-	A-	STABLE
USP16259AK29	BBVASM 4.375 24	04/2024	USD	5.14	Baa1		STABLE	BBB					
XS0213101073	PEMEX 5.5 25	02/2025	EUR	4.62	B1	B1	STABLE	BB-u		STABLE	BBB	BBB	STABLE
XS1824425182	PEMEX 3.625 25	11/2025	EUR	7.38	B1	B1	STABLE	BB-u		STABLE	BBB	BBB	STABLE
XS1172951508	PEMEX 2.75 27	04/2027	EUR	8.21	B1	B1	STABLE	BB-u		STABLE	BBB	BBB	STABLE
USP2253TJP59	CEMEX 7.375 27	06/2027	USD	6.88				BB+		STABLE	BB	BB	POS
XS1568888777	PEMEX 4.875 28	02/2028	EUR	8.87	B1	B1	STABLE	BB-u		STABLE	BBB	BBB	STABLE

Moody's	S&P	Fitch	Açıklama
---------	-----	-------	----------

Kredi Notları -Türk ve Yurtdışı Devlet ve Özel Sektör Eurotahvilleri

İŞ YATIRIM

[Rapor Terimlerini Açıklayıcı Doküman](#)

Ülke ve Şirket Görünüm & Notları					Moody's			Fitch			S&P		
ISIN	Ticker	Vade ↓	Kur	Getiri (%)	Rating	Uzun Dönem YP	Görünüm	Rating	Uzun Dönem YP	Görünüm	Rating	Uzun Dönem YP	Görünüm
XS1824424706	PEMEX 4.75 29	02/2029	EUR	8.97	B1	B1	STABLE	BB-u		STABLE	BBB	BBB	STABLE
US91086QBF46	MEX 4.6 46	01/2046	USD	6.35	Baa2	Baa2	STABLE	BBB-		STABLE	BBB	BBB	STABLE
XS1218289103	MEX 4 2115	03/2115	EUR	5.55	Baa2	Baa2	STABLE	BBB-		STABLE	BBB	BBB	STABLE
BRAZIL													
USP3772WAJ10	BANBRA 4.875 23	04/2023	USD	4.86	Ba2		STABLE	BB-			BB-		
US105756AR10	BRAZIL 8.875 24	04/2024	USD	4.44	Ba2	Ba2	STABLE	BB-		STABLE	BB-	BB-	STABLE
USP2205LAC92	CMIGBZ 9.25 24	12/2024	USD	7.53			STABLE	BB		STABLE	BB-	BB-	STABLE
US105756BV13	BRAZIL 4.25 25	01/2025	USD	5.18	Ba2	Ba2	STABLE	BB-		STABLE	BB-	BB-	STABLE
US105756AE07	BRAZIL 10.125 27	05/2027	USD	5.69	Ba2	Ba2	STABLE	BB-		STABLE	BB-	BB-	STABLE
US105756BB58	BRAZIL 8.25 34	01/2034	USD	6.73	Ba2	Ba2	STABLE	BB-		STABLE	BB-	BB-	STABLE
UNITED STATES													
US61761JVL06	MS 3.7 24	10/2024	USD	4.81	A1		STABLE	A+		STABLE	A-	A-	STABLE
GT2	T 4.375 24	10/2024	USD	4.34	pplicable		STABLE	pplicable		STABLE	Applicable	AA+u	STABLE
US92343VEN01	VZ 3.376 25	02/2025	USD	4.31	Baa1		STABLE	A-		STABLE	BBB+	BBB+	STABLE
US94974BGH78	WFC 3 25	02/2025	USD	4.85	A1		STABLE	A+		STABLE	BBB+	BBB+	STABLE
US89236TGX72	TOYOTA 3 25	04/2025	USD	4.58	A1		STABLE	A+		STABLE	A+	A+	STABLE
US023135CE44	AMZN 3 25	04/2025	USD	4.27	A1		STABLE	AA-		STABLE	AA	AA	STABLE
US172967JP75	C 3.3 25	04/2025	USD	4.64	A3		STABLE	A		STABLE	BBB+	BBB+	STABLE
US037833BG48	AAPL 3.2 25	05/2025	USD	4.22	Aaa		STABLE				AA+	AA+	STABLE
XS1617845083	IBM 0.95 25	05/2025	EUR	3.11	A3		STABLE	WD			A-	A-	STABLE
US931142EW94	WMT 3.9 25	09/2025	USD	4.22	Aa2		STABLE	AA		STABLE	AA	AA	STABLE
GT3	T 4.5 25	11/2025	USD	4.14	pplicable		STABLE	pplicable		STABLE	Applicable	AA+u	STABLE
US459200JG74	IBM 3.45 26	02/2026	USD	4.62	A3		STABLE	WD			A-	A-	STABLE
US06051GFX25	BAC 3.5 26	04/2026	USD	4.86	A2		POS	AA-		STABLE	A-	A-	POS
XS1458408561	GS 1.625 26	07/2026	EUR	3.64	A2		STABLE	A		STABLE	BBB+	BBB+	STABLE
XS1402921412	JPM 1.5 26	10/2026	EUR	3.52	A1		STABLE	AA-		STABLE	A-	A-	POS
XS1135337498	AAPL 1.625 26	11/2026	EUR	2.52	Aaa		STABLE				AA+	AA+	STABLE
US717081EA70	PFE 3 26	12/2026	USD	4.23	A2		POS	Au		POS	A+	A+	STABLE
XS1821883102	NFLX 3.625 27	05/2027	EUR	4.02	Ba1		POS				BBB	BBB	STABLE
US191216CU25	KO 1.45 27	06/2027	USD	4.16	A1		STABLE	Au		STABLE	A+	A+	STABLE
XS1292389415	AAPL 2 27	09/2027	EUR	2.56	Aaa		STABLE				AA+	AA+	STABLE
GT5	T 4.125 27	10/2027	USD	3.90	pplicable		STABLE	pplicable		STABLE	Applicable	AA+u	STABLE
GT10	T 4.125 32	11/2032	USD	3.77	pplicable		STABLE	pplicable		STABLE	Applicable	AA+u	STABLE
GT30	T 4 52	11/2052	USD	3.96	pplicable		STABLE	pplicable		STABLE	Applicable	AA+u	STABLE
BRITISH VIRGIN													
USG21895AC44	CNPCCH 5.95 41	04/2041	USD	5.82	A2		STABLE	A+			A		
SOUTH AFRICA													
US836205AQ75	SOAF 4.665 24	01/2024	USD	5.25	Ba2	Ba2	STABLE	BB-		STABLE	BB-	BB-	POS
XS1187065443	ESKOM 7.125 25	02/2025	USD	9.08	Caa2	Caa2	POS			STABLE	CCC+	CCC+	NEG
US836205AR58	SOAF 5.875 25	09/2025	USD	5.25	Ba2	Ba2	STABLE	BB-		STABLE	BB-	BB-	POS
US836205AS32	SOAF 5.375 44	07/2044	USD	7.68	Ba2	Ba2	STABLE	BB-		STABLE	BB-	BB-	POS
LUXEMBOURG													
USP98088AA83	VOTORA 7.25 41	04/2041	USD	6.37	Baa3		STABLE	BBB-			BBB-		
KAZAKHSTAN													
XS1120709669	KAZAKS 3.875 24	10/2024	USD	3.56	Baa2	(P)Baa2	STABLE	BBB		STABLE	BBB-	BBB-	NEG
XS1263054519	KAZAKS 5.125 25	07/2025	USD	3.64	Baa2	(P)Baa2	STABLE	BBB		STABLE	BBB-	BBB-	NEG
XS1120709826	KAZAKS 4.875 44	10/2044	USD	5.97	Baa2	(P)Baa2	STABLE	BBB		STABLE	BBB-	BBB-	NEG
XS1263139856	KAZAKS 6.5 45	07/2045	USD	6.44	Baa2	(P)Baa2	STABLE	BBB		STABLE	BBB-	BBB-	NEG
GERMANY													
XS2438615606	VW 0.25 25	01/2025	EUR	3.65	A3		STABLE				BBB+	BBB+	STABLE
DE000CZ45VC5	CMZB 0.5 26	12/2026	EUR	3.52	A2	A1	STABLE	WD			BBB+	BBB+	STABLE

Moody's	S&P	Fitch	Açıklama
---------	-----	-------	----------

Kredi Notları -Türk ve Yurtdışı Devlet ve Özel Sektör Eurotahvilleri

İŞ YATIRIM

[Rapor Terimlerini Açıklayıcı Doküman](#)

Ülke ve Şirket Görünüm & Notları					Moody's			Fitch			S&P		
ISIN	Ticker	Vade ↓	Kur	Getiri (%)	Rating	Uzun Dönem YP	Görünüm	Rating	Uzun Dönem YP	Görünüm	Rating	Uzun Dönem YP	Görünüm
DE000DL19U23	DB 1.625 27	01/2027	EUR	5.37	Baa1		STABLE	BBB+		POS	BBB-	A-	STABLE
XS2024715794	DT 0.5 27	07/2027	EUR	2.72	Baa1		STABLE	BBB+		STABLE	BBB	BBB	POS
NETHERLANDS													
US71647NAM11	PETBRA 6.25 24	03/2024	USD	5.41	Ba1		STABLE	BB-			BB-	BB-	STABLE
XS1813724603	TEVA 4.5 25	03/2025	EUR	5.65	Ba2		STABLE	BB-			BB-		
DE000A2YNZW8	MBGGR 0.375 26	11/2026	EUR	2.70	A3		POS	A-			A-		
XS1211044075	TEVA 1.875 27	03/2027	EUR	6.35	Ba2		STABLE	BB-			BB-		
XS1706923148	CREBNV 9.616 27	11/2027	USD	12.04	B2		NEG	B-		STABLE			
XS1439749364	TEVA 1.625 28	10/2028	EUR	6.26	Ba2		STABLE	BB-			BB-		
US71647NAN93	PETBRA 6.85 2115	06/2115	USD	8.41	Ba1		STABLE	BB-			BB-	BB-	STABLE
ARGENTINA													
USP989MJBEO4	YPFDAR 8.5 25	07/2025	USD	19.51	Caa3		STABLE	CCC-				CCC+	STABLE
AZERBAIJAN													
XS0903465127	SOIAZ 4.75 23	03/2023	USD	5.42	Ba1		STABLE	BB+		POS	BB-	BB-	STABLE
XS1044540547	AZERBJ 4.75 24	03/2024	USD	5.24	Ba1u		STABLE	BB+		POS		BB+	STABLE
XS1319820897	SGCAZE 6.875 26	03/2026	USD	5.81	Ba1		STABLE	BB+					
XS1196496688	SOIAZ 6.95 30	03/2030	USD	6.71	NR		STABLE	BB+		POS	BB-	BB-	STABLE
PERU													
US715638DE95	PERU 2.392 26	01/2026	USD	4.89	Baa1	Baa1	STABLE	BBB		NEG	BBB	BBB	STABLE
CZECH													
XS2084418339	CEZCP 0.875 26	12/2026	EUR	4.51	Baa1		STABLE	WD			A-	A-	STABLE
SENEGAL													
XS1790104530	SENEGL 4.75 28	03/2028	EUR	7.48	Ba3	Ba3	STABLE				B+	B+	STABLE
ROMANIA													
XS1599193403	ROMANI 2.375 27	04/2027	EUR	4.92	Baa3	Baa3	STABLE	BBB-		NEG	BBB-	BBB-	STABLE
BRITAIN													
US06738EAN58	BACR 4.375 26	01/2026	USD	6.03	Baa2		POS	A		STABLE	BBB	BBB	POS
XS1377679961	BRITEL 1.75 26	03/2026	EUR	3.55	Baa2		STABLE	BBB		STABLE	BBB	BBB	STABLE
XS1372839214	VOD 2.2 26	08/2026	EUR	3.16	Baa2		STABLE	BBB		STABLE	BBB	BBB	POS
XS1379184473	HSBC 2.5 27	03/2027	EUR	4.22	A3		STABLE	A+		STABLE	A-	A-	STABLE
FRANCE													
US09659X2D34	BNP 3.375 25	01/2025	USD	5.22	Baa1		STABLE	A+		STABLE	A-	A+	STABLE
XS1614416193	BNP 1.5 25	11/2025	EUR	3.62	Baa1		STABLE	A+		STABLE	A-	A+	STABLE
XS1028421383	ACAFP 3.125 26	02/2026	EUR	3.72	Aa3		STABLE	AA-			A+		
FR0013486701	SOCGEN 0.125 26	02/2026	EUR	3.55	A1		STABLE	A		STABLE	A	A	STABLE
XS1538284230	ACAFP 1.875 26	12/2026	EUR	3.87	A3		STABLE	A+			A-		
FR0011225143	EDF 4.125 27	03/2027	EUR	3.78	Baa1		NEG	BBB+		STABLE	BBB *-	BBB *-	
ITALY													
XS0970852348	ENIIM 3.75 25	09/2025	EUR	3.50	Baa1		NEG	A-		STABLE	A-	A-	STABLE
XS2304664167	ISPIM 0.625 26	02/2026	EUR	4.50	Baa3		NEG	BBB-		STABLE	BBB-	BBB	STABLE
XS1508450688	UCGIM 2.125 26	10/2026	EUR	3.65	Baa1		NEG	BBB		STABLE	BBB	BBB	STABLE
JAPAN													
US65535HAZ29	NOMURA 2.329 27	01/2027	USD	5.71	Baa1		NEG			STABLE	BBB+	BBB+	STABLE
CHILE													
US05968AAG13	BANCO 2.704 25	01/2025	USD	5.23	A2		STABLE				A	A	STABLE
HUNGARY													
XS2010026214	REPHUN 4.25 31	06/2031	EUR	5.69	Baa2	Baa2	STABLE	BBB		STABLE	BBB	BBB	NEG
Grand Total													
0													

Moody's	S&P	Fitch	Açıklama
---------	-----	-------	----------

Kredi Notları -Türk ve Yurtdışı Devlet ve Özel Sektör Eurotahvilleri

İŞ YATIRIM



[Rapor Terimlerini Açıklayıcı Doküman](#)

Ülke ve Şirket Görünüm & Notları					Moody's			Fitch			S&P		
ISIN	Ticker	Vade ↓	Kur	Getiri (%)	Rating	Uzun Dönem YP	Görünüm	Rating	Uzun Dönem YP	Görünüm	Rating	Uzun Dönem YP	Görünüm
0													
0													
0													
0													
0													

Moody's	S&P	Fitch	Açıklama
---------	-----	-------	----------

GOÜ Tahvil Perf.2Y Rates			
Ülke	16/11	15/11	1G Δ
Çek	5.76	5.78	▼ 0.00
Cin	2.30	2.23	▲ 0.03
G. Kore	3.86	3.80	▲ 0.02
G.Afrika	7.97	7.87	■ 0.01
Hindistan	6.99	7.01	▼ 0.00
Macaristan	11.64	11.59	▼ 0.00
Meksika	9.67	9.67	■ 0.00
Polonya	6.93	6.93	▼ 0.00
Singapur	3.07	3.10	▼ -0.01
Tayland	1.73	1.74	▼ 0.00

Gelişmiş Ülkeler 2y			
2Y Faiz(%)			
Ülke	16/11	15/11	Değişim BPS
ABD	4.37	4.40	■ -2.85
Almanya	2.16	2.17	▲ -1.08
İngiltere	3.07	3.12	▼ -5.18
Fransa	2.20	2.26	▼ -5.75
İspanya	2.38	2.37	▲ 1.54
İtalya	2.70	2.76	▼ -6.70
Türkiye	13.40	13.58	▲ -18.00

Gelişmiş Ülkeler 10y			
10Y Faiz(%)			
Ülke	16/11	15/11	Değişim BPS
ABD	3.82	3.87	▲ -5.53
Almanya	2.10	2.14	▲ -3.86
İngiltere	3.29	3.36	▼ -7.15
Fransa	2.60	2.65	▲ -5.70
İspanya	3.12	3.19	▼ -7.59
İtalya	4.05	4.17	▼ -12.17
Türkiye	11.92	11.94	▲ -2.00



İletişim Bilgileri

SGMK Yurtiçi Piyasalar

Serhat Devecioğlu
sdevecioğlu@isyatirim.com.tr

Evrin Erten Başar
ebasar@isyatirim.com.tr

Burak Seçkin
bseckin@isyatirim.com.tr

Araştırma

Emre Sezan, CFA
esezan@isyatirim.com.tr

Ahmet Toker
atoker@isyatirim.com.tr

Cenk Buğra Esen
cesen@isyatirim.com.tr

Eurotahviller

Pinar Ozyuksel
pozyuksel@isyatirim.com.tr

Tolga Murat
tmurat@isyatirim.com.tr

Ceyhun Erdel
cerdel@isyatirim.com.tr

Güngör Arslan
gaslan@isyatirim.com.tr

Barış Yavuz
byavuz@isyatirim.com.tr

Kağan Yeşilova
kyesilova@isyatirim.com.tr

[Rapor Terimlerini Açıklayıcı Doküman](#)

<https://www.isyatirim.com.tr/tr-tr/analiz/Sayfalar/sgmk.aspx>



Burada yer alan bilgiler İş Yatırım Menkul Değerler A.Ş. tarafından bilgilendirme amacı ile hazırlanmıştır. Yatırım bilgi, yorum ve tavsiyeleri yatırım danışmanlığı kapsamında değildir. Yatırım danışmanlığı hizmeti; aracı kurumlar, portföy yönetim şirketleri, mevduat kabul etmeyen bankalar ile müşteri arasında imzalanacak yatırım danışmanlığı sözleşmesi çerçevesinde sunulmaktadır. Burada yer alan yorum ve tavsiyeler, yorum ve tavsiyede bulunanların kişisel görüşlerine dayanmaktadır. Herhangi bir yatırım aracının alım-satım önerisi ya da getiri vaadi olarak yorumlanmamalıdır. Bu görüşler mali durumunuz ile risk ve getiri tercihlerinize uygun olmayabilir. Bu nedenle, sadece burada yer alan bilgilere dayanarak yatırım kararı verilmesi beklentilerinize uygun sonuçlar doğurmayabilir.

Burada yer alan fiyatlar, veriler ve bilgilerin tam ve doğru olduğu garanti edilemez; içerik, haber verilmeksizin değiştirilebilir. Tüm veriler, İş Yatırım Menkul Değerler A.Ş. tarafından güvenilir olduğuna inanılan kaynaklardan alınmıştır. Bu kaynakların kullanılması nedeni ile ortaya çıkabilecek hatalardan İş Yatırım Menkul Değerler A.Ş. sorumlu değildir.

Bu içeriğe ilişkin tüm telif hakları İş Yatırım Menkul Değerler A.Ş.'ye aittir. Bu içerik, açık iznimiz olmaksızın başkaları tarafından herhangi bir amaçla, kısmen veya tamamen çoğaltılamaz, dağıtılamaz, yayımlanamaz veya değiştirilemez.