

Türk Eurotahvilleri

İŞ YATIRIM

[Rapor Terimlerini Açıklayıcı Doküman](#)

Tanım	Enstrüman	Kupon	Vade ↕	İhraç Büyüklüğü (milyar)	Son	Alış Fiyatı	Satış Fiyatı	Birikmiş Faiz	Alış Getiri (%)	Satış Getiri (%)	Minimum İşlem	Fiyat Performansı		Dur.	Payment Rank
												1A(Δ %)	1Y(Δ %)		

*Vadelerine göre sıralanmıştır.

USD Cinsinden

Devlet Eurotahvilleri

XS1684378208	EXCRTU 4.25 22	4.25	18/09/22	500	99.50	99.11	99.89	1.53	10.45	4.98	200,000	0.17	-2.03	0.137	Sr Unsecured
US900123BZ27	TURKEY 6.25 22	6.25	26/09/22	2,500	100.08	99.79	100.36	2.12	7.38	3.97	200,000	0.09	-3.89	0.160	Sr Unsecured
US900123CA66	TURKEY 3.25 23	3.25	23/03/23	1,500	97.42	97.10	97.73	1.13	7.86	6.84	200,000	-0.28	-2.73	0.622	Sr Unsecured
XS1496463297	EXCRTU 5.375 23	5.38	24/10/23	500	92.78	92.34	93.23	1.40	12.19	11.36	200,000	-2.33	-10.17	1.131	Sr Unsecured
US900123CR91	TURKEY 7.25 23	7.25	23/12/23	2,000	98.77	98.34	99.19	0.70	8.52	7.86	200,000	0.35	-8.62	1.297	Sr Unsecured
XS1917720911	EXCRTU 8.25 24	8.25	24/01/24	500	95.76	95.51	96.00	0.09	11.61	11.24	200,000	-2.42	-12.21	1.352	Sr Unsecured
US900123CF53	TURKEY 5.75 24	5.75	22/03/24	2,500	93.37	92.96	93.79	2.01	10.49	9.91	200,000	-1.10	-10.20	1.488	Sr Unsecured
XS1814962582	EXCRTU 6.125 24	6.13	03/05/24	500	91.61	91.32	91.91	1.45	11.69	11.29	200,000	-1.74	-12.04	1.581	Sr Unsecured
US900123CV04	TURKEY 6.35 24	6.35	10/08/24	2,250	92.81	92.41	93.21	2.96	10.59	10.12	200,000	-1.57	-11.79	1.784	Sr Unsecured
US900123CW86	TURKEY 5.6 24	5.60	14/11/24	2,500	89.89	89.48	90.30	1.15	10.89	10.45	200,000	-2.07	-12.90	2.044	Sr Unsecured
US900123AW05	TURKEY 7.375 25	7.38	05/02/25	3,250	93.12	92.77	93.46	3.54	10.72	10.39	2,000	-2.41	-14.27	2.139	Sr Unsecured
US900123CX69	TURKEY 4.25 25	4.25	13/03/25	2,000	86.14	85.70	86.57	1.59	10.63	10.20	200,000	-2.23	-12.68	2.335	Sr Unsecured
US900123CZ18	TURKEY 6.375 25	6.38	14/10/25	2,500	88.85	88.40	89.30	1.84	10.73	10.37	200,000	-2.27	-15.47	2.734	Sr Unsecured
US900123DB31	TURKEY 4.75 26	4.75	26/01/26	1,750	83.13	83.02	83.25	0.03	10.70	10.61	200,000	-3.00	-15.80	3.069	Sr Unsecured
US900123CJ75	TURKEY 4.25 26	4.25	14/04/26	1,500	81.11	80.75	81.47	1.23	10.66	10.39	200,000	-2.50	-16.02	3.221	Sr Unsecured
XS2332876106	EXCRTU 5.75 26	5.75	06/07/26	750	80.14	79.90	80.39	0.35	12.34	12.16	200,000	-3.47	-19.72	3.312	Sr Unsecured
US900123CK49	TURKEY 4.875 26	4.88	09/10/26	3,000	80.97	80.62	81.33	1.48	10.72	10.48	200,000	-2.78	-17.80	3.545	Sr Unsecured
US900123CL22	TURKEY 6 27	6.00	25/03/27	3,250	82.61	82.19	83.03	2.05	10.98	10.72	200,000	-3.40	-19.73	3.768	Sr Unsecured
USM88269US88	TURKEY 8.6 27	8.60	24/09/27	2,000	91.85	91.42	92.28	2.96	10.81	10.57	200,000	-3.03		3.890	Sr Unsecured
US900123CP36	TURKEY 5.125 28	5.13	17/02/28	2,000	76.39	76.10	76.69	2.29	10.99	10.82	200,000	-4.53	-21.98	4.408	Sr Unsecured
US900123CQ19	TURKEY 6.125 28	6.13	24/10/28	2,750	78.49	78.16	78.82	1.60	11.06	10.88	200,000	-4.79	-23.59	4.768	Sr Unsecured
US900123CT57	TURKEY 7.625 29	7.63	26/04/29	3,000	83.80	83.33	84.27	1.95	11.21	10.98	200,000	-5.11	-24.00	4.864	Sr Unsecured
US900123AL40	TURKEY 11.875 30	11.88	15/01/30	1,500	104.79	104.20	105.37	0.43	11.03	10.81	1,000	-4.33	-24.68	4.920	Sr Unsecured
US900123CY43	TURKEY 5.25 30	5.25	13/03/30	2,000	71.14	70.67	71.62	1.97	11.04	10.80	200,000	-5.85	-25.79	5.629	Sr Unsecured
US900123DA57	TURKEY 5.95 31	5.95	15/01/31	2,250	72.45	72.02	72.88	0.21	11.14	10.94	200,000	-6.40	-26.64	6.062	Sr Unsecured
US900123DC14	TURKEY 5.875 31	5.88	26/06/31	1,750	71.38	70.91	71.85	0.52	11.09	10.89	200,000	-6.48	-27.08	6.266	Sr Unsecured
US900123DD96	TURKEY 6.5 33	6.50	20/09/33	1,500	70.94	70.49	71.39	2.31	11.20	11.02	200,000	-7.16		6.831	Sr Unsecured
US900123AT75	TURKEY 8 34	8.00	14/02/34	1,500	83.30	82.84	83.77	3.64	10.61	10.45	2,000	-6.81	-26.26	6.687	Sr Unsecured
US900123AY60	TURKEY 6.875 36	6.88	17/03/36	2,750	72.17	71.70	72.64	2.50	10.91	10.74	2,000	-7.09	-29.16	7.496	Sr Unsecured
US900123BB58	TURKEY 7.25 38	7.25	05/03/38	1,000	74.90	74.53	75.27	2.88	10.63	10.51	2,000	-6.21	-29.14	7.876	Sr Unsecured
US900123BG46	TURKEY 6.75 40	6.75	30/05/40	2,000	68.60	68.11	69.10	1.09	10.82	10.65	100,000	-7.69	-30.61	8.501	Sr Unsecured
US900123BJ84	TURKEY 6 41	6.00	14/01/41	3,000	63.05	62.69	63.42	0.23	10.66	10.53	200,000	-7.86	-30.84	8.973	Sr Unsecured
US900123CB40	TURKEY 4.875 43	4.88	16/04/43	3,000	57.95	57.64	58.25	1.38	9.63	9.53	200,000	-8.80	-28.00	10.024	Sr Unsecured
US900123CG37	TURKEY 6.625 45	6.63	17/02/45	3,000	65.94	65.56	66.33	2.96	10.70	10.57	200,000	-9.07	-31.24	8.816	Sr Unsecured
US900123CM05	TURKEY 5.75 47	5.75	11/05/47	3,500	59.78	59.45	60.11	1.23	10.30	10.19	200,000	-10.16	-30.81	9.648	Sr Unsecured

Sukuk

Türk Eurotahvilleri

İŞ YATIRIM

[Rapor Terimlerini Açıklayıcı Doküman](#)

Tanım	Enstrüman	Kupon	Vade ↕	İhraç Büyüklüğü (milyar)	Son	Alış Fiyatı	Satış Fiyatı	Birikmiş Faiz	Alış Getiri (%)	Satış Getiri (%)	Minimum İşlem	Fiyat Performansı		Dur.	Payment Rank
												1A(Δ %)	1Y(Δ %)		
*Vadelerine göre sıralanmıştır.															
XS1586385178	TURKSK 5.004 23	5.00	06/04/23	1,250	98.19	97.88	98.49	1.56	8.20	7.26	200,000	-0.57	-4.29	0.651	Sr Unsecured
XS1141043296	TURKSK 4.489 24	4.49	25/11/24	1,000	93.08	92.90	93.27	0.79	7.88	7.70	200,000	-0.56	-8.40	2.130	Sr Unsecured
XS2351109116	TURKSK 5.125 26	5.13	22/06/26	2,500	90.07	89.88	90.25	0.51	8.21	8.08	200,000	0.32	-10.27	3.406	Sr Unsecured
XS2441287773	TURKSK 7.25 27	7.25	24/02/27	3,000	95.22	94.78	95.65	3.10	8.65	8.41	200,000	0.17		3.675	Sr Unsecured
Özel Sektör Eurotahvilleri															
Finansal Kuruluşlar															
USM8931TAF68	GARAN 5.25 22	5.25	13/09/22	750	99.49	99.18	99.81	1.97	11.57	6.63	200,000	-0.13	-3.67	0.124	Sr Unsecured
XS0847042024	ISCTR 6 22	6.00	24/10/22	1,000	98.97	98.51	99.43	1.57	12.16	8.29	200,000	-0.55	-3.81	0.233	Subordinated
USM0375YAK49	AKBNK 5 22	5.00	24/10/22	500	99.21	98.80	99.62	1.31	9.95	6.51	150,000	-0.25	-3.56	0.234	Sr Unsecured
XS0849728190	VAKBN 6 22	6.00	01/11/22	672	99.22	98.66	99.77	1.45	11.11	6.80	200,000	-0.21	-3.42	0.252	Subordinated
XS0861979440	YKBNK 5.5 22	5.50	06/12/22	1,000	98.51	98.06	98.96	0.79	11.05	8.43	200,000	-0.18	-3.95	0.344	Subordinated
XS1750996206	TSKBTI 5.5 23	5.50	16/01/23	350	98.42	98.16	98.68	0.18	9.58	8.42	200,000	-0.51	-4.31	0.448	Sr Unsecured
XS1711581337	FCFIN 6 23	6.00	25/01/23	300	95.71	94.10	97.31	0.05	18.48	11.50	200,000			0.000	Sr Unsecured
XS1760780731	VAKBN 5.75 23	5.75	30/01/23	650	98.22	97.98	98.46	2.84	9.93	8.91	200,000	-0.80	-4.94	0.469	Sr Unsecured
XS1788516679	YKBNK 6.1 23	6.10	16/03/23	500	97.48	97.18	97.79	2.24	10.78	9.75	200,000	-0.99	-6.34	0.588	Sr Unsecured
XS1576037284	GARAN 5.875 23	5.88	16/03/23	500	98.48	98.19	98.77	2.15	8.84	7.87	200,000	-0.41	-6.12	0.594	Sr Unsecured
XS1691349010	TCZIRA 5.125 23	5.13	29/09/23	500	94.85	94.24	95.46	1.69	10.46	9.29	200,000	-0.68	-7.69	1.078	Sr Unsecured
XS1003016018	ISCTR 7.85 23	7.85	10/12/23	400	96.73	95.70	97.77	1.05	11.31	9.61	200,000	-1.41	-9.75	1.245	Subordinated
XS1970705528	VAKBN 8.125 24	8.13	28/03/24	600	94.73	94.57	94.89	2.71	11.79	11.56	200,000	-2.32	-13.26	1.463	Sr Unsecured
XS1578203462	ISCTR 6.125 24	6.13	25/04/24	1,250	91.68	90.94	92.42	1.58	12.02	11.01	200,000	-1.13	-12.16	1.559	Sr Unsecured
XS1634372954	YKBNK 5.85 24	5.85	21/06/24	500	91.29	90.64	91.94	0.60	11.46	10.64	200,000	-0.87	-11.50	1.714	Sr Unsecured
XS1959391019	QNBFB 6.875 24	6.88	07/09/24	650	99.33	98.99	99.68	2.69	7.39	7.04	200,000	-1.12	-9.09	1.879	Sr Unsecured
XS1958649854	YKBNK 8.25 24	8.25	15/10/24	500	94.22	94.10	94.34	2.36	11.32	11.19	200,000	-1.81	-14.09	1.909	Sr Unsecured
XS2100270508	TSKBTI 6 25	6.00	23/01/25	400	87.77	87.22	88.31	0.08	12.10	11.54	200,000	-1.64	-14.08	2.203	Sr Unsecured
XS2112797290	VAKBN 5.25 25	5.25	05/02/25	750	85.63	85.13	86.13	2.52	12.28	11.77	200,000	-2.18	-14.33	2.182	Sr Unsecured
XS1210422074	AKBNK 5.125 25	5.13	31/03/25	500	86.33	85.82	86.83	1.68	11.42	10.93	200,000	-2.87	-14.59	2.342	Sr Unsecured
XS2266963003	VAKBN 6.5 26	6.50	08/01/26	750	84.26	83.46	85.07	0.36	12.56	11.90	200,000	-3.39	-18.08	2.918	Sr Unsecured
XS2281369301	TSKBTI 5.875 26	5.88	14/01/26	350	83.41	82.82	84.00	0.23	12.09	11.62	200,000	-2.75	-17.50	2.966	Sr Unsecured
XS2131335270	AKBNK 6.8 26	6.80	06/02/26	500	86.74	86.17	87.31	3.25	11.70	11.26	200,000	-3.23	-18.30	2.883	Sr Unsecured
XS2274089288	TCZIRA 5.375 26	5.38	02/03/26	600	81.24	80.64	81.83	2.18	12.18	11.70	200,000	-3.18	-17.80	3.015	Sr Unsecured
XS2386558113	VAKBN 5.5 26	5.50	01/10/26	500	79.69	79.33	80.05	1.79	11.92	11.66	200,000	-3.43		3.447	Sr Unsecured
XS1617531063	GARAN 7.177 27	7.18	24/05/27	750	82.87	82.12	83.63	1.28	12.18	11.71	200,000	-4.31	-17.77	3.797	Subordinated
XS1655085485	ODEABK 7.625 27	7.63	01/08/27	300	63.89	59.05	68.73	3.75	22.67	18.40	200,000	-3.86	-22.56	0.005	Subordinated
XS1551747733	VAKBN 8 27	8.00	01/11/27	228	94.69	93.58	95.79	1.93	10.29	9.72	200,000	-3.26	-7.56	0.240	Subordinated
XS1706923148	FCFIN 7.25 27	7.25	09/11/27	150	93.28	91.80	94.76	1.59	10.03	9.27	200,000	-2.74	-7.21	0.257	Subordinated
XS1386178237	FCFIN 7.75 27	7.75	24/11/27	300	95.69	92.72	98.65	2.67	9.94	8.45	200,000			0.000	Subordinated
XS1772360803	AKBNK 6.797 28	6.80	27/04/28	400	87.03	86.70	87.36	1.72	9.98	9.81	200,000	-6.36	-14.03	0.642	Subordinated
XS1623796072	ISCTR 7 28	7.00	29/06/28	500	88.46	87.81	89.12	0.56	10.63	10.30	200,000	-4.27	-13.17	0.814	Subordinated

Türk Eurotahvilleri

İŞ YATIRIM

[Rapor Terimlerini Açıklayıcı Doküman](#)

Tanım	Enstrüman	Kupon	Vade ↕	İhraç Büyüklüğü (milyar)	Son	Alış Fiyatı	Satış Fiyatı	Birikmiş Faiz	Alış Getiri (%)	Satış Getiri (%)	Minimum İşlem	Fiyat Performansı		Dur.	Payment Rank
												1A(Δ %)	1Y(Δ %)		
*Vadelerine göre sıralanmıştır.															
EUR Cinsinden															
Devlet Eurotahvilleri															
XS1057340009	TURKEY 4.125 23	4.13	11/04/23	1,000	99.76	99.28	100.25	1.22	5.12	3.72	100,000	-0.09	-3.85	0.683	Sr Unsecured
XS1843443356	TURKEY 4.625 25	4.63	31/03/25	1,250	92.82	92.58	93.06	1.51	7.79	7.57	100,000	-1.50	-10.54	2.356	Sr Unsecured
XS1629918415	TURKEY 3.25 25	3.25	14/06/25	1,000	89.13	88.70	89.56	0.39	7.77	7.40	100,000	-1.54	-10.04	2.584	Sr Unsecured
XS1909184753	TURKEY 5.2 26	5.20	16/02/26	1,500	91.92	91.51	92.32	2.31	8.02	7.74	100,000	-1.13	-12.57	3.016	Sr Unsecured
XS2361850527	TURKEY 4.375 27	4.38	08/07/27	1,500	83.70	83.21	84.18	0.24	8.69	8.41	100,000	-1.87	-16.53	4.145	
Özel Sektör Eurotahvilleri															
Finansal Kuruluşlar															
Finans Dışı															
XS2346972263	ACKAF 3 26	3.00	27/05/26	350	82.67	82.31	83.02	0.51	8.61	8.35	100,000	-3.44	-18.30	3.354	Sr Unsecured
Yen Cinsinden															
Devlet Eurotahvilleri															
JP579200AEM8	TURKEY 1.05 24	1.05	25/09/24	100,000	99.26	99.24	99.27	0.36	1.41	1.40	100,000,000	0.15		2.090	Sr Unsecured

Devlet İç Borçlanma Senetleri

İŞ YATIRIM



Rapor Terimleri

Tanım	Kpn%	Vade Tarihi ↕	İhraç Tarihi	Vadeye kalan	İhrac (mn TL)	Hacim (mnTL)		Aynı Gün Valörlü Son İşlem Tarihi	Son Temiz Fiyat	Birikmiş Faiz	Basit Faiz	Bileşik Faiz (%)	Faiz Değ.(Δbp)			3ay Bant				Dur.	Konv.	PVBP * 100
						1G	Toplam						3A St.dev	1G	1H	3A	Min(%)	Mak(%)	Ort(%)			

TÜFE'ye Endekli Tahviller

TRT261022T10	1.00	26/10/22	07/11/12	3 m	10.35	2.59	22.51	12.78	29/06/22	118.000	0.35	-44.96	-38.50				-44.46	4.55	-4.61	-2.65	0.29	0.00	0.96
TRT030523T13	0.50	03/05/23	15/05/13	9 m	15.33	2.59	34.63	10.45	14/07/22	123.000	0.21	-23.28	-21.93				-27.10	3.08	-5.42	-1.58	0.75	0.01	2.26
TRT020823T11	1.50	02/08/23	14/08/13	12 m	8.48	1.53	28.94	7.15	15/06/22	123.000	1.10	-16.39	-15.72				-18.38	3.44	-1.46	-2.00	0.74	0.01	3.21
TRT081123T10	1.40	08/11/23	20/11/13	16 m	8.50	0.00	41.15	8.14	30/06/22		0.39						-17.49	4.24	-2.43		0.95	0.02	3.57
TRT100124T17	2.10	10/01/24	16/01/19	18 m	13.04	11.16	15.35	5.97	31/03/22	133.000	0.91	-13.07	-12.64				-12.64	4.14	-0.32	-2.07	1.36	0.03	2.40
TRT080524T17	1.20	08/05/24	21/05/14	22 m	5.74	2.44	20.14	5.00	31/05/22	137.000	0.14	-13.57	-13.11				-13.11	4.27	0.53	-2.73	1.38	0.03	4.98
TRT050624T35	2.05	05/06/24	12/06/19	23 m	9.22	18.20	50.24	5.83	24/05/22	143.000	1.89	-13.71	-13.24				-13.24	4.05	-0.96	-2.11	1.45	0.03	3.01
TRT180924T11	1.00	18/09/24	01/10/14	26 m	8.05	2.24	20.60	6.35	05/07/22	119.000	0.58	-5.92	-5.83				-12.72	3.61	-3.50	-0.37	2.03	0.05	5.53
TRT061124T11	1.60	06/11/24	13/11/19	28 m	7.14	0.73	38.54	5.60	19/07/22	121.000	0.62	-5.29	-5.22				-11.58	3.28	-2.66	-0.46	2.09	0.05	3.24
TRT290125T15	1.18	29/01/25	05/02/20	31 m	12.02	1.24	160.30	4.50	07/07/22	118.000	1.01	-4.19	-4.15				-11.88	2.88	-0.76	-0.75	2.31	0.06	3.11
TRT160425T17	1.00	16/04/25	29/04/15	33 m	8.82	2.07	27.86	5.35	07/07/22	114.500	0.43	-2.95	-2.93				-11.32	4.44	-2.07	-0.16	2.51	0.07	5.73
TRT180625T13	0.75	18/06/25	24/06/20	35 m	24.99	74.5	5688.39	2.35	22/07/22	121.550	0.14	-5.26	-5.19				-12.80	-3.50	-9.21	1.71	2.65	0.08	3.61
TRT140126T11	1.35	14/01/26	27/01/16	42 m	20.25	2.11	26.83	4.56	08/07/22	122.500	1.30	-3.28	-3.25				-10.19	4.18	-3.40	0.03	3.04	0.10	7.35
TRT070727T13	1.45	07/07/27	19/07/17	60 m	22.07	0.73	28.37	2.01	07/07/22	123.100	1.41	-1.51	-1.50				-4.94	4.28	2.63	-2.05	4.09	0.19	8.92
TRT120128T11	1.45	12/01/28	24/01/18	67 m	21.75	1.07	34.22	2.83	13/07/22	124.000	1.40	-1.29	-1.29				-4.38	4.73	-0.97	-0.11	4.31	0.21	9.13
TRT280628T18	1.65	28/06/28	11/07/18	72 m	19.04	0.34	107.47	2.82	05/07/22	129.500		-1.40	-1.40				-4.38	4.21	0.99	-0.85	4.65	0.25	10.50
TRT080530T19		08/05/30	20/05/20	95 m	25.60																		
TRT280531T14	1.50	28/05/31	09/06/21	108 m	29.99	0.71	23.50	1.63	07/07/22	135.000		-0.79	-0.79				-3.00	3.29	-0.07	-0.44			
TRT110232T15		11/02/32	23/02/22	116 m	30.31	1.47	22.80	0.71	20/07/22	107.000		-0.70	-0.70				-3.06	0.00	-2.30	2.24			
TRT230233T10		23/02/33	09/03/22	129 m	16.70																		
TRT210235T10		21/02/35	09/03/22	153 m	16.70																		
TRT180237T13		18/02/37	09/03/22	177 m	16.70																		

Kamu Kira Sertifikası

TRD100822T10	5.38	10/08/22	16/08/17	1 m	1.18	0.08	25.04	1.28	22/07/22	99.760	4.91	14.73	15.81				14.85	21.00	16.61	-0.63			
TRD080223T19	6.95	08/02/23	10/02/21	7 m	1.47	0.16	0.69	1.54	25/07/22	97.695	6.38	18.50	19.36	0			16.52	21.00	18.11	0.81			
TRD120723T18	9.04	12/07/23	14/07/21	12 m	1.14	0.14	32.77	1.17	25/07/22	100.905	0.65	17.00	17.72				16.66	24.32	18.23	-0.43	0.85	0.01	0.86
TRD160823T13	8.90	16/08/23	18/08/21	13 m	0.92	0.48	11.75	1.13	25/07/22	99.700	7.82	18.08	18.90	9			16.65	21.65	18.76	0.12	0.86	0.01	0.93
TRD181023T17	9.05	18/10/23	20/10/21	15 m	1.91	0.00	6.46	1.31	29/06/22		3.53						16.67	21.53	18.58		1.08	0.02	1.13
TRD131223T10	10.16	13/12/23	15/12/21	17 m	2.99	0.02	4.00	1.18	25/07/22	99.298	2.29	20.85	21.94				19.09	24.34	20.86	0.91	1.13	0.02	1.16
TRD140224T10	10.10	14/02/24	16/02/22	19 m	5.56	2.40	6.65	1.14	25/07/22	97.550	8.88	22.09	23.31		115		20.34	24.00	22.31	0.88	1.17	0.02	1.27
TRD200324T29	12.15	20/03/24	23/03/22	20 m	4.10	0.00	9.56	1.08	22/07/22		8.28						21.44	25.04	23.79		1.23	0.02	1.42
TRD080524T15	11.35	08/05/24	11/05/22	22 m	2.27	5.28	11.04	0.58	25/07/22	100.990		21.90	23.10		75		22.35	23.99	23.42	-0.55			
TRD210824T15	6.80	21/08/24	26/08/20	25 m	0.55	0.00	19.03	2.29	23/06/22		4.52						12.69	20.00	15.29		1.69	0.04	1.65
TRD031225T10	6.60	03/12/25	09/12/20	41 m	0.52	0.00	0.01	2.06	22/07/22		1.70						13.64	20.00	17.00		2.43	0.08	2.15

Özel Sektör Tahvilleri (TL)

Kodu	Enstrüman	Kpn	Vade ↕	İhraç T.	Kpn Sıklık	Bir son. kupon t.	Toplam İhrac	Aynı Gün Valörlü Son İşlem Tarihi	Temiz Fiyat	Birikmiş Faiz	Getiri (%)	FaizΔ Son İki İşgünü Arası			Fiyat Değ.			Hacim Ort.		Dur.	Konv.	PVBP * 100	
												1G(Δ)	1H(Δ)	3A(Δ)	1G(Δ)	1H(Δ)	3A(Δ)	1H	3A				
TRFHEKT92215	Hektaş Ticaret A.Ş.		02/09/22	30/05/22			100.00	25/07/22										0.00	0.00				
TRFAKBK92215	Akbank T.A.Ş.		02/09/22	31/05/22			476.70		95.232		23							2.72	0.21				
TRFYKKBK92215	Yapı Ve Kredi Bankası A		02/09/22	10/06/22			520.15																
TRFFNBK92226	Qnb Finansbank A.Ş.		02/09/22	10/06/22			408.20	17/06/22										0.00	0.00				
TRFTHAL92211	Türkiye Halk Bankası A.		02/09/22	03/06/22			500.00																
TRFZORN92214	Zorlu Enerji Elektrik Üre		02/09/22	11/11/21			55.40	28/06/22	95.161		33	972			-1			6.82	0.72	0.160	0.001	0.165	
TRFSKFH92214	Şeker Faktoring A.Ş.		02/09/22	10/06/22			15.84																
TRFZORN92230	Zorlu Enerji Elektrik Üre		02/09/22	18/05/22			54.58	28/06/22	94.776		35							0.00	0.00				
TRFYAKF92217	Yapı Kredi Faktoring A.		05/09/22	07/06/22			125.18	28/06/22										0.00	0.00				
TRFTCMD92222	Tacirler Yatırım Menku		06/09/22	01/07/22			25.00																
TRFAKDN92215	Akdeniz Faktoring A.Ş.		06/09/22	03/06/22			17.65																
TRFFINF92221	Qnb Finans Faktoring A		06/09/22	10/05/22			154.00	07/07/22										0.00	0.00				
TRFFFKR92228	Qnb Finans Finansal Kir		07/09/22	14/06/22			59.07																
TRFGLMD92212	Global Yatırım Holding		07/09/22	30/05/22			90.00																
TRFGRFA92227	Garanti Faktoring A.Ş.		07/09/22	13/06/22			134.52																
TRFYKYM92213	Yapı Kredi Yatırım Men		07/09/22	08/06/22			284.53		95.202		24							6.12	0.48				
TRFLDFK92226	Lider Faktoring A.Ş.		07/09/22	08/06/22			15.90	19/07/22										0.00	0.00				
TRFBVYS92215	Birikim Varlık Yönetim		07/09/22	08/06/22			17.00											0.00	0.00				
TRFAKYB92216	Aktif Yatırım Bankası A.		07/09/22	23/02/22			183.16																
TRFSRMD92214	Alnus Yatırım Menkul D		07/09/22	29/06/22			19.73																
TRFISFN92216	İş Finansal Kiralama A.Ş		07/09/22	09/06/22			70.94																
TRFDZFK92226	Deniz Faktoring A.Ş.		07/09/22	08/06/22			224.00																
TRFHsBC92210	Hsbc Bank A.Ş.		07/09/22	08/06/22			112.84																
TRFAKBK92223	Akbank T.A.Ş.		07/09/22	17/06/22			632.25	23/06/22										0.00	0.00				
TRFDZFK92218	Deniz Faktoring A.Ş.		07/09/22	17/05/22			50.00																
TRFHZRF92214	Huzur Faktoring A.Ş.		07/09/22	17/06/22			5.00																
TRFATAM92222	Ata Yatırım Menkul Kıy		08/09/22	30/06/22			27.50																
TRFALNF92218	Alternatifbank A.Ş.		08/09/22	11/05/22			67.00																
TRFNURL92245	Nurol Yatırım Bankası A		08/09/22	24/06/22			100.00																
TRFTEBF92218	Teb Faktoring A.Ş.		08/09/22	12/05/22			120.20	16/05/22	94.492		20							0.27	0.02				
TRFINFM92219	İfo Yatırım Menkul De		09/09/22	08/06/22			100.00	27/06/22										0.00	0.00				
TRFDZBK92225	Denizbank A.Ş.		09/09/22	05/04/22			25.00																
TRFDZBK92217	Denizbank A.Ş.		09/09/22	01/04/22			100.00																
TRFTHAL92237	Türkiye Halk Bankası A.		09/09/22	01/07/22			494.95																
TRFFNBK92234	Qnb Finansbank A.Ş.		09/09/22	17/06/22			644.95		95.062		26							5.43	0.42				
TRFYKKBK92223	Yapı Ve Kredi Bankası A		09/09/22	17/06/22			560.25		95.062		26							4.07	0.32				
TRFULFK92212	Ulusal Faktoring A.Ş.		09/09/22	28/06/22			40.00																
TRFTHAL92229	Türkiye Halk Bankası A.		09/09/22	10/06/22			578.25																
TRFVKFB92211	Türkiye Vakıflar Bankası		09/09/22	10/06/22			101.26																
TRFTCEF92216	Turkcell Finansman A.Ş		09/09/22	10/06/22			200.00																
TRFISFN92224	İş Finansal Kiralama A.Ş		12/09/22	14/06/22			200.00																
TRFOYKC92215	Oyak Çimento Fabrikası		13/09/22	14/06/22			100.00	25/07/22										0.00	0.00				
TRFYAKF92225	Yapı Kredi Faktoring A.		13/09/22	16/06/22			129.64																
TRFGLMK92225	Global Menkul Değerle		13/09/22	01/07/22			19.52																
TRFNURL92229	Nurol Yatırım Bankası A		13/09/22	08/06/22			100.00	27/06/22	95.843		24	0			0			4.04	0.31				

Özel Sektör Tahvilleri (TL)

Kodu	Enstrüman	Kpn	Vade ↕	İhraç T.	Kpn Sıklık	Bir son. kupon t.	Toplam İhrac	Aynı Gün Valörlü Son İşlem Tarihi	Temiz Fiyat	Birikmiş Faiz	Getiri (%)	FaizΔ Son İki İşgünü Arası			Fiyat Değ.			Hacim Ort.		Dur.	Konv.	PVBP * 100
												1G(Δ)	1H(Δ)	3A(Δ)	1G(Δ)	1H(Δ)	3A(Δ)	1H	3A			
TRDHVKA92230	Halk Varlık Kiralama A.Ş.		13/09/22	16/06/22			200.00	19/07/22										0.04	0.00			
TRFDNFK92255	Deniz Finansal Kiralama		14/09/22	15/06/22			100.00															
TRFYKYM92221	Yapı Kredi Yatırım Men		14/09/22	15/06/22			258.00															
TRFTEBF92226	Teb Faktoring A.Ş.		14/09/22	15/06/22			100.00	20/06/22										0.00	0.00			
TRFAKFT92217	Ak Faktoring A.Ş.		14/09/22	02/06/22			15.00											0.00	0.00			
TRFAKFT92225	Ak Faktoring A.Ş.		14/09/22	14/06/22			10.10															
TRFDNFK92263	Deniz Finansal Kiralama		14/09/22	24/06/22			112.00															
TRFAKDN92223	Akdeniz Faktoring A.Ş.		14/09/22	10/06/22			26.00	14/06/22	96.365		30	50		3			0.41	0.03				
TRFOSMK92224	Osmanlı Yatırım Menku		14/09/22	30/06/22			50.00															
TRFKORT92213	Korteks Mensucat Sanā		14/09/22	24/03/22			71.87	14/04/22									0.00	0.00				
TRFTISB92212	Türkiye İş Bankası A.Ş.		14/09/22	09/05/22			1100.00	06/07/22									2.20	0.17				
TRFALNF92242	Alternatifbank A.Ş.		15/09/22	30/06/22			55.50															
TRFOTKO92210	Otokoç Otomotiv Tic V		15/09/22	28/03/22			500.00	25/07/22									0.00	0.00	0.126	0.001	0.132	
TRFFBFK92214	Fiba Faktoring A.Ş.		15/09/22	16/06/22			100.00	13/07/22									0.00	0.00				
TRFSUMF92239	Sümer Faktoring A.Ş.		15/09/22	01/07/22			20.20															
TRFDBNK92221	D Yatırım Bankası A.Ş.		15/09/22	14/06/22			25.00	07/07/22	95.077		30	354	360	-1	0		2.84	0.22				
TRFYKKB92249	Yapı Ve Kredi Bankası A		16/09/22	01/07/22			1000.00	25/07/22	96.254		30						0.83	0.06				
TRFFNBK92242	Qnb Finansbank A.Ş.		16/09/22	24/06/22			162.10															
TRFYKKB92231	Yapı Ve Kredi Bankası A		16/09/22	27/06/22			129.50															
TRFTAMF92221	Tam Finans Faktoring A		16/09/22	14/06/22			51.00	06/07/22	94.623		32						0.10	0.01				
TRFSKFH92222	Şeker Faktoring A.Ş.		16/09/22	17/06/22			9.78															
TRFSUVY92215	Sümer Varlık Yönetim A		16/09/22	13/04/22			17.77															
TRFISFA92213	İş Faktoring A.Ş.		19/09/22	21/06/22			450.00	08/07/22									0.00	0.00				
TRFTCMD92214	Tacirler Yatırım Menku		19/09/22	20/06/22			50.00	04/07/22									0.00	0.00				
TRFAKBK92231	Akbank T.A.Ş.		19/09/22	01/07/22			1834.19	25/07/22									0.00	0.00				
TRFVFAS92216	Vakıf Faktoring A.Ş.		20/09/22	22/06/22			281.00		94.560		28						6.75	0.53				
TRFGRFA92235	Garanti Faktoring A.Ş.		21/09/22	17/06/22			172.80	29/06/22									0.00	0.00				
TRFHSBC92228	Hsbc Bank A.Ş.		21/09/22	22/06/22			145.00	19/07/22	95.962		27						0.69	0.05				
TRFFFKR92236	Qnb Finans Finansal Kir		21/09/22	28/06/22			131.10															
TRFPHCM92239	Phillipcapital Menkul D		22/09/22	29/06/22			33.06	21/07/22									0.00	0.00				
TRFTEBF92234	Teb Faktoring A.Ş.		23/09/22	24/06/22			59.97															
TRFSKFH92230	Şeker Faktoring A.Ş.		23/09/22	01/07/22			42.50	05/07/22	94.218		31						0.00	0.00				
TRFAREN92218	Arena Finans Faktoring		26/09/22	27/06/22			30.00															
TRFISFN92232	İş Finansal Kiralama A.Ş.		27/09/22	27/06/22			250.00															
TRFAKYM92213	Ak Yatırım Menkul Değ		27/09/22	22/04/22			316.12	05/07/22									7.54	0.59				
TRFDNFK92271	Deniz Finansal Kiralama		28/09/22	29/06/22			250.00															
TRFZORN92222	Zorlu Enerji Elektrik Ür		29/09/22	24/02/22			107.39	27/04/22									0.25	0.02				
TRFSUMF92213	Sümer Faktoring A.Ş.		29/09/22	27/05/22			10.50															
TRFSUMF92221	Sümer Faktoring A.Ş.		29/09/22	08/06/22			10.92															
TRFHLLFK92219	Halk Finansal Kiralama		29/09/22	29/06/22			100.20															
TRFNURL92252	Nurol Yatırım Bankası A		30/09/22	01/07/22			50.00															
TRFTAMFE2217	Tam Finans Faktoring A		03/10/22	04/07/22			60.40	18/07/22									0.00	0.00				
TRFA1CPE2211	A1 Capital Yatırım Men	0.00	03/10/22	07/04/22		03/10/22	50.00	08/06/22	95.184	0.00	27	3		2			4.38	0.34	0.282	0.002	0.273	
TRFTCMDE2217	Tacirler Yatırım Menku		04/10/22	12/04/22			25.00	30/06/22	94.179		26	551		-1			0.93	0.25				
TRFFINFE2214	Qnb Finans Faktoring A		04/10/22	21/06/22			207.00	08/07/22									0.00	0.00				

Özel Sektör Tahvilleri (TL)

Kodu	Enstrüman	Kpn	Vade ↕	İhraç T.	Kpn Sıklık	Bir son. kupon t.	Toplam İhrac	Aynı Gün Valörlü Son İşlem Tarihi	Temiz Fiyat	Birikmiş Faiz	Getiri (%)	FaizΔ Son İki İşgünü Arası			Fiyat Değ.			Hacim Ort.		Dur.	Konv.	PVBP * 100	
												1G(Δ)	1H(Δ)	3A(Δ)	1G(Δ)	1H(Δ)	3A(Δ)	1H	3A				
TRFTERA52318	Tera Yatırım Menkul De		29/05/23	30/05/22			25.00	22/07/22	100.000							0			3.31	0.26			
TRFMARB62318	Marbaş Menkul Değerl		13/06/23	15/06/22			50.00																

Özel Sektör Tahvilleri

Özel Sektör Tahvilleri (Kot içi)

TRSENSA72211	Enerjisa Enerji A.Ş.	5.00	26/07/22	01/08/17	2.00	26/07/22	335.00	08/07/22		2.32								0.00	0.28	0.035	0.000	0.054
TRSVSTL82218	Vestel Elektronik Sanay	22.01	01/08/22	30/07/21	4.00	01/08/22	165.00	02/06/22		2.23								2.64	0.35			0.166
TRSORFN82210	Orfin Finansman A.Ş.	10.20	02/08/22	24/07/20	4.00	02/08/22	75.00															
TRSNHOL82219	Nurol Holding A.Ş.	22.00	04/08/22	06/05/21	4.00	03/08/22	150.00	28/06/22		3.38								3.78	0.35	0.086	0.000	0.097
TRSZORN92217	Zorlu Enerji Elektrik Ür	24.50	02/09/22	09/07/21	4.00	02/09/22	38.14	09/06/22	101.000	4.36					-1			0.46	0.04			0.076
TRSKFTF92219	Koç Fiat Kredi Finansm	17.95	09/09/22	12/03/21	2.00	09/09/22	75.00															
TRSNURL92222	Nurol Yatırım Bankası A		13/09/22	11/09/20			50.00															
TRSAKBK92218	Akbank T.A.Ş.		14/09/22	14/07/21			54.52	20/07/22										0.00	0.03			
TRSGRAN92216	Türkiye Garanti Bankas		14/09/22	09/09/21			279.07															
TRSKORT92216	Korteks Mensucat Sana	25.00	14/09/22	29/06/21	4.00	14/09/22	72.91	04/07/22		0.48								0.58	0.15			
TRSNHOL92218	Nurol Holding A.Ş.	16.75	23/09/22	25/09/20	4.00	23/09/22	250.00															
TRSKRSNE2216	Karsan Otomotiv Sanay	25.76	03/10/22	05/10/20	4.00	03/10/22	22.65	13/10/20										0.41	0.03			
TRSZORNE2213	Zorlu Enerji Elektrik Ür	25.50	13/10/22	19/08/21	4.00	16/08/22	111.37	18/07/22		4.40								0.07	0.04	-0.053	0.002	0.079
TRSKCTFE2212	Koç Finansman A.Ş.	20.30	13/10/22	14/07/21		13/10/22	150.00	18/07/22		20.58								0.00	0.00			
TRSYKBKE2219	Yapı Ve Kredi Bankası A	14.40	14/10/22	20/08/21	12.00	02/09/22	181.05	05/07/22	100.172	1.03					0			1.74	0.25	0.009	0.000	0.269
TRSTHALE2211	Türkiye Halk Bankası A.		21/10/22	10/09/21	6.00	24/08/22	180.00	18/11/21	103.875						2			0.74	0.06			0.133
TRSKORTE2214	Korteks Mensucat Sana	24.00	27/10/22	07/10/21	4.00	27/10/22	169.20	30/06/22	100.000	5.59								1.90	0.15	0.061	0.000	0.017
TRSKCTFK2222	Koç Finansman A.Ş.	18.50	03/11/22	18/10/21		03/11/22	70.00	24/01/22		5.02								1.44	0.11	0.703	0.008	0.688
TRSORFNK2219	Orfin Finansman A.Ş.	#####	03/11/22	22/04/21	4.00	03/11/22	106.00	16/05/22	101.200	0.90								2.77	0.22			0.451
TRSAKBK2219	Akbank T.A.Ş.		14/11/22	22/09/21			183.62	20/07/22										0.00	0.10			
TRSDZBKK2219	Denizbank A.Ş.		15/11/22	13/10/21			64.23	21/07/22	94.473		19		1		-4	0	4.06	0.49	0.25	0.291	0.002	0.284
TRSERYPK2216	Eryap Mühendislik İnşa	29.44	17/11/22	21/11/19	2.00	17/11/22	125.00															
TRSMCBFK2212	Mercedes-Benz Finans	20.75	18/11/22	21/05/21	2.00	18/11/22	200.00															
TRSZORNK2215	Zorlu Enerji Elektrik Ür	25.00	24/11/22	23/09/21	4.00	20/09/22	110.27	13/12/21	101.500	5.68					0			2.09	0.16	0.020	0.005	0.021
TRSTPRSK2217	Tüpraş-Türkiye Petrol F	15.90	28/11/22	30/11/20	4.00	29/08/22	500.00	07/07/22		1.69								0.00	0.12			
TRSNURLK2213	Nurol Yatırım Bankası A		28/11/22	26/11/20			50.00	07/04/22										0.07	0.01			
TRSERYPK2224	Eryap Mühendislik İnşa	29.08	30/11/22	04/12/19	2.00	30/11/22	125.00															
TRSKFTFK2211	Koç Fiat Kredi Finansm	17.90	30/11/22	05/11/21		30/11/22	150.00	20/06/22		11.18								0.00	0.00	0.409	0.004	0.457
TRSKCTFA2216	Koç Finansman A.Ş.	17.80	01/12/22	09/11/21		01/12/22	200.00	26/01/22	99.740	3.85	18		0		0			0.50	0.04			
TRSIGYA2214	İş Gayrimenkul Yatırım	0.00	09/12/22	15/11/21		09/12/22	78.65	15/02/22	96.888		21		1		0			7.85	0.61			
TRSKORTA2218	Korteks Mensucat Sana		14/12/22	02/12/21			59.74	13/05/22	90.487		19							7.49	0.58	0.533	0.005	0.476
TRSARENA2218	Arena Finans Faktoring	28.37	26/12/22	28/12/20	4.00	26/09/22	15.50	23/06/22	100.000	6.86					0			0.05	0.00			0.009

Özel Sektör Tahvilleri (TL)

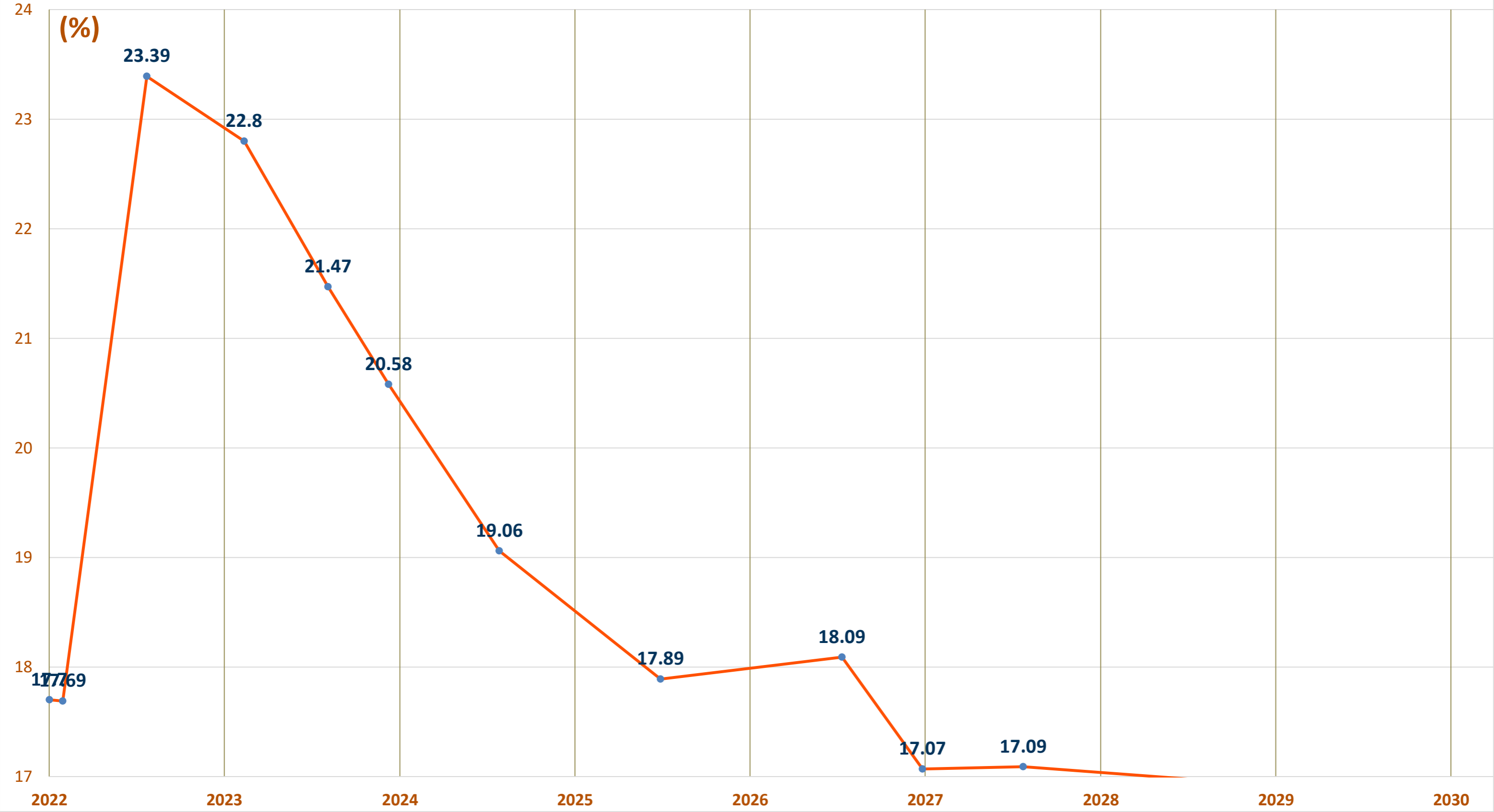
İŞ YATIRIM

[Rapor Terimleri](#)

Kodu	Enstrüman	Kpn	Vade ↕	İhraç T.	Kpn Sıklık	Bir son. kupon t.	Toplam İhrac	Aynı Gün Valörlü Son İşlem Tarihi	Temiz Fiyat	Birikmiş Faiz	Getiri (%)	FaizΔ Son İki İşgünü Arası			Fiyat Değ.			Hacim Ort.		Dur.	Konv.	PVBP * 100	
												1G(Δ)	1H(Δ)	3A(Δ)	1G(Δ)	1H(Δ)	3A(Δ)	1H	3A				
TRSERYP12313	Eryap Mühendislik İnş	26.53	11/01/23	15/01/20	2.00	11/01/23	75.00																
TRSZORN12314	Zorlu Enerji Elektrik Ür	31.50	13/01/23	12/01/22	12.00	15/08/22	54.30	25/03/22		1.21								0.00	0.00				
TRSTPRS12313	Tüpraş-Türkiye Petrol F	16.00	20/01/23	22/01/21	4.00	24/10/22	290.00	14/07/22		3.65								0.14	0.04				0.506
TRSNURL12311	Nurol Yatırım Bankası A		20/01/23	28/07/21			155.00	15/09/21	81.374		19							0.46	0.04	1.232	0.021		0.844
TRSPLDG12315	Palgaz Doğalgaz Dağıtım	19.50	25/01/23	27/01/21	4.00	27/07/22	200.00	10/06/22		2.47								1.20	0.94				0.588
TRSKFTF12316	Koç Fiat Kredi Finansm	20.35	26/01/23	29/07/21		26/01/23	65.00	01/06/22		17.17								0.26	0.02	0.597	0.006		0.675
TRSAKBK12315	Akbank T.A.Ş.		30/01/23	07/12/21			51.35	20/07/22										0.00	0.03				
TRSKFTF22315	Koç Fiat Kredi Finansm	24.50	01/02/23	26/01/22		01/02/23	140.00	29/03/22		4.23								0.50	0.04				
TRSZORN22313	Zorlu Enerji Elektrik Ür	24.00	02/02/23	11/11/21	4.00	09/08/22	243.32	29/06/22	100.182	3.29								2.66	1.02				0.111
TRSORFN22323	Orfin Finansman A.Ş.	15.83	03/02/23	06/08/21	4.00	09/08/22	121.00	07/07/22		2.54								0.26	0.10				0.567
TRSTPRS22312	Tüpraş-Türkiye Petrol F	15.86	03/02/23	05/02/21	4.00	05/08/22	1100.00	14/07/22		3.16								0.19	0.69				
TRSAYGZ22312	Aygaz A.Ş.	24.00	03/02/23	31/01/22		03/02/23	150.00																
TRSARCL22323	Arçelik A.Ş.	0.00	07/02/23	02/02/22		07/02/23	700.00	30/03/22										0.00	0.00	0.857	0.012		0.852
TRSORFN22315	Orfin Finansman A.Ş.	15.98	07/02/23	11/02/21	4.00	09/08/22	43.00	28/06/22	102.100	2.17								0.00	0.07				
TRSARCL22315	Arçelik A.Ş.	15.89	10/02/23	12/02/21	4.00	12/08/22	1200.00	13/07/22		2.69								0.12	0.37				
TRSYAZI22318	Ag Anadolu Grubu Hold	0.00	14/02/23	04/02/22		14/02/23	250.00	07/04/22										0.00	0.00				
TRSOPAS22319	Opet Petrolcülük A.Ş.	16.00	17/02/23	19/02/21	4.00	19/08/22	500.00	14/07/22		2.58								0.59	0.12				0.563
TRSENSA22315	Enerjisa Enerji A.Ş.	15.91	21/02/23	23/02/21	4.00	23/08/22	400.00	20/07/22		2.52								0.00	0.24				0.567
TRSKCTF22312	Koç Finansman A.Ş.		24/02/23	26/02/21	4.00	26/08/22	125.00	19/07/22										0.00	0.00				
TRSKORT32311	Korteks Mensucat San	31.00	02/03/23	02/02/22	12.00	19/08/22	77.05																
TRSIGY32319	İş Gayrimenkul Yatırım	21.49	02/03/23	25/02/22		02/03/23	90.00																
TRSKCTF32311	Koç Finansman A.Ş.	30.03	03/03/23	01/09/21		03/03/23	80.00	31/03/22		17.44								0.02	0.01	0.819	0.010		0.861
TRSKCTF32329	Koç Finansman A.Ş.	21.00	10/03/23	28/02/22		10/03/23	50.00																
TRSZORN32312	Zorlu Enerji Elektrik Ür	31.00	16/03/23	24/02/22	12.00	27/07/22	99.75	12/04/22	100.000	1.36								0.03	0.00	-0.122	0.001		0.038
TRSKORT32329	Korteks Mensucat San	31.00	16/03/23	24/02/22	12.00	27/07/22	23.54																
TRSGRFK32316	Garanti Finansal Kirala		17/03/23	10/03/22			101.30	14/03/22										0.00	0.00				
TRSENSA32314	Enerjisa Enerji A.Ş.	5.00	30/03/23	05/04/18	2.00	29/09/22	162.00	17/06/22		1.11								3.14	0.83	0.554	0.007		1.013
TRSVSTL42311	Vestel Elektronik Sana	24.62	12/04/23	09/03/22	4.00	05/09/22	160.86	25/05/22	99.501	5.26								0.19	0.02	-0.059	-0.002		0.034
TRSEVA42318	Deva Holding A.Ş.	16.56	13/04/23	14/04/21	4.00	13/10/22	100.00	13/07/22										0.00	0.02				0.727
TRSTATK42315	Tat Gıda Sanayi A.Ş.	19.00	18/04/23	20/10/21		18/04/23	50.00	03/02/22	99.424	5.57	18							1.82	0.14	1.107	0.017		1.030
TRSARCL42313	Arçelik A.Ş.	15.81	27/04/23	29/04/21	4.00	28/07/22	300.00	28/06/22		2.66								0.50	0.11				
TRISINGB52316	Ing Bank A.Ş.		02/05/23	29/04/22			280.00																
TRSYAZI52315	Ag Anadolu Grubu Hold	16.21	04/05/23	06/05/21	4.00	04/08/22	300.00	25/07/22	103.315	3.64								0.12	0.17				0.745
TRSTHAL52317	Türkiye Halk Bankası A		04/05/23	05/05/20			300.00	31/05/22	135.000		-26							0.48	0.04				
TRSKORT52319	Korteks Mensucat San		04/05/23	24/03/22			49.46																
TRSALJF52312	Alj Finansman A.Ş.		05/05/23	28/04/22			100.00	06/05/22										0.00	0.00				
TRSGRFK52314	Garanti Finansal Kirala		05/05/23	29/04/22			300.90																
TRSTATK52314	Tat Gıda Sanayi A.Ş.		15/05/23	12/05/22			100.00																
TRSKORT52327	Korteks Mensucat San		18/05/23	27/04/22			25.00																
TRSZORN52328	Zorlu Enerji Elektrik Ür		18/05/23	27/04/22			38.46																
TRSZORN52310	Zorlu Enerji Elektrik Ür		18/05/23	07/04/22			42.81																
TRSYAZI52323	Ag Anadolu Grubu Hold		24/05/23	11/05/22			200.00	27/05/22										0.00	0.00				
TRISINGB52324	Ing Bank A.Ş.		30/05/23	27/05/22			148.03																
TRSVEST62314	Vestel Beyaz Eşya Sana		07/06/23	09/06/21			265.00	14/06/22										3.62	0.38				
TRSAKBK62310	Akbank T.A.Ş.		14/06/23	20/04/22			87.10	20/07/22										0.02	0.00				

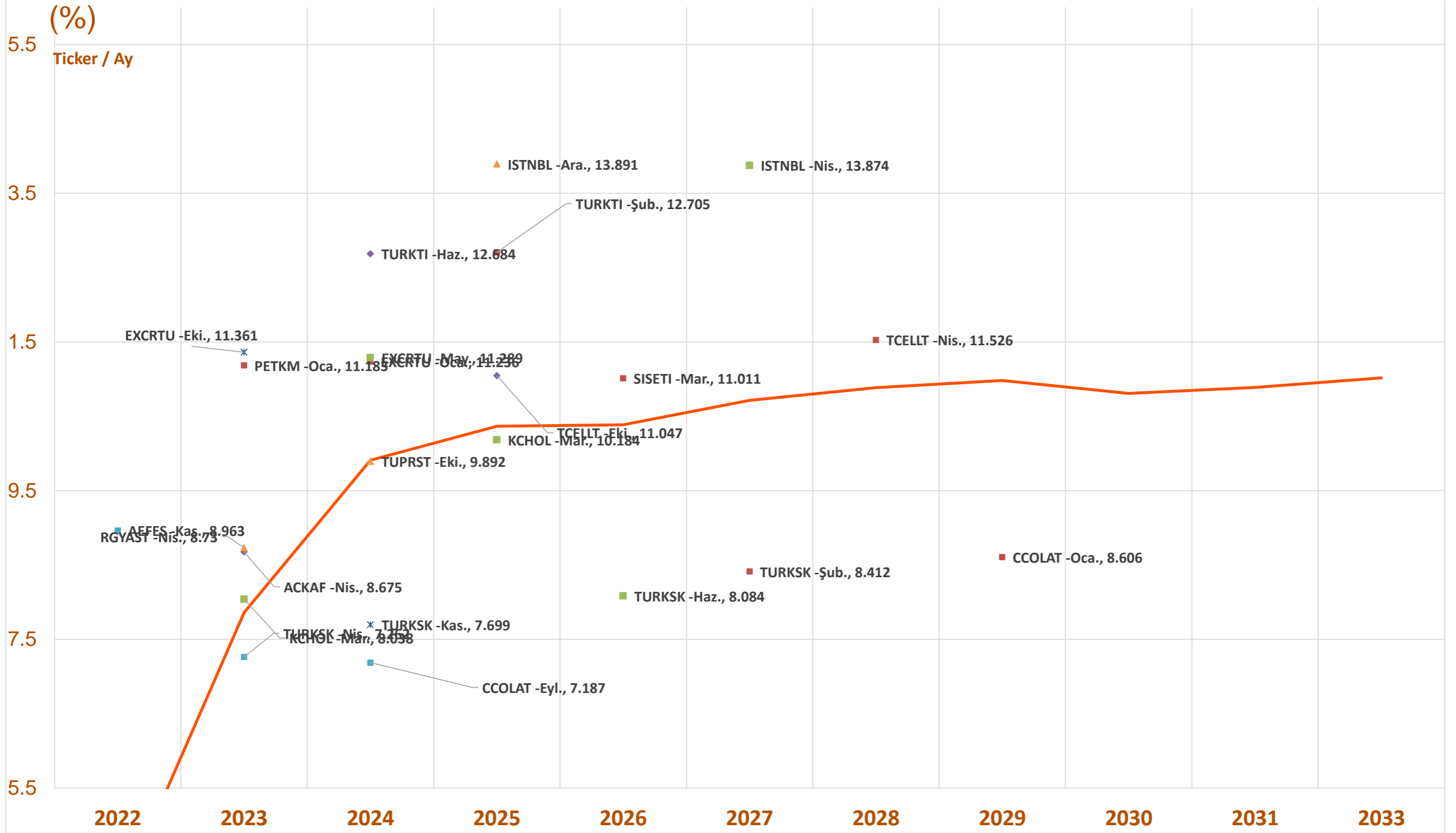
Devlet İ Borlanma Senetleri Verim Eđrisi

İŐ YATIRIM ₺



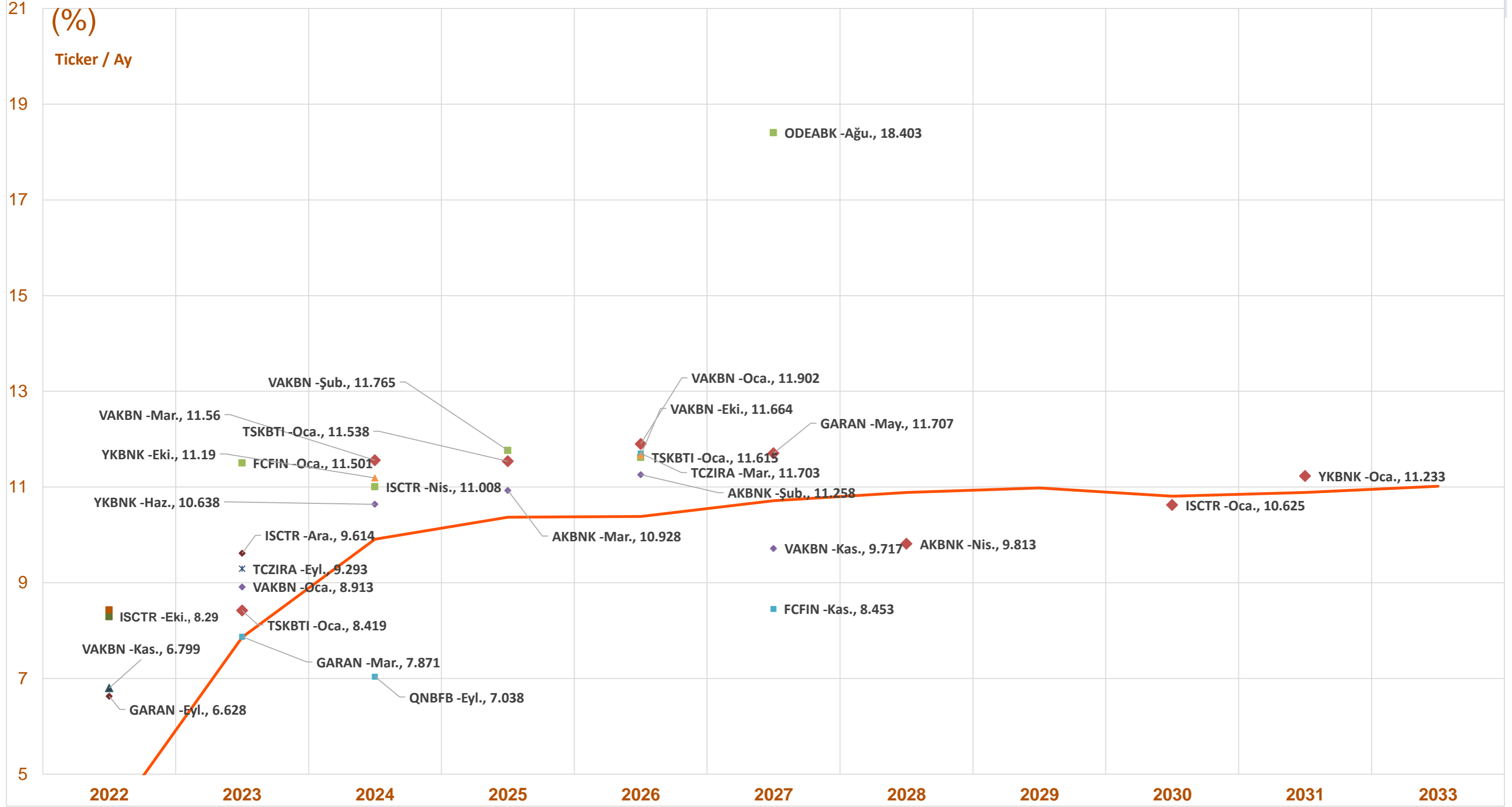
Devlet ve Özel Sektör Finans Dışı Türk Eurobondları Verim Eğrisi

İŞ YATIRIM \$



Devlet ve Özel Sektör Finans Sektörü Türk Eurobondları Verim Eğrisi

İŞ YATIRIM \$



Kredi Notları -Türk ve Yurtdışı Devlet ve Özel Sektör Eurotahvilleri

İŞ YATIRIM

[Rapor Terimlerini Açıklayıcı Doküman](#)

Ülke ve Şirket Görünüm & Notları					Moody's			Fitch			S&P		
ISIN	Ticker	Vade ↕	Kur	Getiri (%)	Rating	Uzun Dönem YP	Görünüm	Rating	Uzun Dönem YP	Görünüm	Rating	Uzun Dönem YP	Görünüm
TURKEY													
USM8931TAF68	GARAN 5.25 22	09/2022	USD	6.63	B2		NEG	B		NEG		NR	
XS1684378208	EXCRTU 4.25 22	09/2022	USD	4.98	B2	B2	NEG	B		NEG		NR	
US900123BZ27	TURKEY 6.25 22	09/2022	USD	3.97	B2	B2	NEG	B		NEG	NR	B+u	NEG
XS0847042024	ISCTR 6 22	10/2022	USD	8.29	Caa2		NEG	B-		NEG		NR	
USM0375YAK49	AKBNK 5 22	10/2022	USD	6.51	B2		NEG	B		NEG			
XS0848940523	AEFES 3.375 22	11/2022	USD	8.96	WR					BBB- *-		BBB- *-	
XS0849728190	VAKBN 6 22	11/2022	USD	6.80	Caa3	WR	NEG	CCC+		NEG		NR	
XS0861979440	YKBNK 5.5 22	12/2022	USD	8.43	Caa1		NEG	B-				NR	
XS1750996206	TSKBTI 5.5 23	01/2023	USD	8.42	B3		NEG	B					
XS1711581337	FCFIN 6 23	01/2023	USD	11.50				B		NEG			
XS1747548532	PETKM 5.875 23	01/2023	USD	11.18	B2 *-			B		NEG		B+	NEG
XS1760780731	VAKBN 5.75 23	01/2023	USD	8.91	B2	WR	NEG	B		NEG		NR	
XS1379145656	KCHOL 5.25 23	03/2023	USD	8.04	B2		NEG				B+	B+	NEG
XS1576037284	GARAN 5.875 23	03/2023	USD	7.87	B2		NEG	B		NEG		NR	
XS1788516679	YKBNK 6.1 23	03/2023	USD	9.75	B2		NEG	B				NR	
US900123CA66	TURKEY 3.25 23	03/2023	USD	6.84	B2	B2	NEG	B		NEG		B+u	NEG
XS0910932788	ACKAF 5 23	04/2023	USD	8.68				BB-		NEG	BB+	BB+	NEG
XS1586385178	TURKSK 5.004 23	04/2023	USD	7.26	B2		NEG	B					
XS1057340009	TURKEY 4.125 23	04/2023	EUR	3.72	B2	B2	NEG	BB-		NEG		B+u	NEG
XS1807502668	RGYAST 7.25 23	04/2023	USD	8.73	Caa2		NEG	B		NEG			
XS1691349010	TCZIRA 5.125 23	09/2023	USD	9.29	B2		NEG	B				NR	
XS1496463297	EXCRTU 5.375 23	10/2023	USD	11.36	B2	B2	NEG	B		NEG		NR	
XS1003016018	ISCTR 7.85 23	12/2023	USD	9.61	Caa3		NEG	B-		NEG		NR	
US900123CR91	TURKEY 7.25 23	12/2023	USD	7.86	B2	B2	NEG	B		NEG		B+u	NEG
XS1917720911	EXCRTU 8.25 24	01/2024	USD	11.24	B2	B2	NEG	B		NEG		NR	
US900123CF53	TURKEY 5.75 24	03/2024	USD	9.91	B2	B2	NEG	B		NEG		B+u	NEG
XS1970705528	VAKBN 8.125 24	03/2024	USD	11.56	B2	WR	NEG	B		NEG		NR	
XS1578203462	ISCTR 6.125 24	04/2024	USD	11.01	B3		NEG	B		NEG		NR	
XS1814962582	EXCRTU 6.125 24	05/2024	USD	11.29	B2	B2	NEG	B		NEG		NR	
XS1028951264	TURKTI 4.875 24	06/2024	USD	12.68				B		NEG	B+	B+	NEG
XS1634372954	YKBNK 5.85 24	06/2024	USD	10.64	B2		NEG	B				NR	
US900123CV04	TURKEY 6.35 24	08/2024	USD	10.12	B2	B2	NEG	B		NEG		B+u	NEG
XS1959391019	QNBFB 6.875 24	09/2024	USD	7.04	B2		NEG	B		NEG			
XS1577950402	CCOLAT 4.215 24	09/2024	USD	7.19	WR			BBB-		POS		BBB- *-	
JP579200AEM8	TURKEY 1.05 24	09/2024	JPY	1.40		B2	NEG			NEG		B+u	NEG
XS1958649854	YKBNK 8.25 24	10/2024	USD	11.19	B2		NEG	B				NR	
XS1686704948	TUPRST 4.5 24	10/2024	USD	9.89	B2		NEG	B		NEG			
US900123CW86	TURKEY 5.6 24	11/2024	USD	10.45	B2	B2	NEG	B		NEG		B+u	NEG
XS2071397850	MERSIN 5.375 24	11/2024	USD	9.75				B			B+	B+	NEG
XS1141043296	TURKSK 4.489 24	11/2024	USD	7.70	B2		NEG	B					
XS2100270508	TSKBTI 6 25	01/2025	USD	11.54	B3		NEG	B		NEG			
XS2112797290	VAKBN 5.25 25	02/2025	USD	11.77	B2	WR	NEG	B		NEG		NR	
US900123AW05	TURKEY 7.375 25	02/2025	USD	10.39	B2	B2	NEG	B		NEG	NR	B+u	NEG
XS1955059420	TURKTI 6.875 25	02/2025	USD	12.71				B		NEG	B+	B+	NEG
XS1961766596	KCHOL 6.5 25	03/2025	USD	10.18	B2		NEG				B+	B+	NEG
US900123CX69	TURKEY 4.25 25	03/2025	USD	10.20	B2	B2	NEG	B		NEG		B+u	NEG
XS1210422074	AKBNK 5.125 25	03/2025	USD	10.93	B2		NEG	B		NEG			
XS1843443356	TURKEY 4.625 25	03/2025	EUR	7.57	B2	B2	NEG	B		NEG		B+u	NEG
XS1629918415	TURKEY 3.25 25	06/2025	EUR	7.40	B2	B2	NEG	B		NEG		B+u	NEG
US900123CZ18	TURKEY 6.375 25	10/2025	USD	10.37	B2	B2	NEG	B		NEG		B+u	NEG
XS1298711729	TCELLT 5.75 25	10/2025	USD	11.05	B2u		NEG	B		NEG	B+	B+	NEG
XS2241387500	ULKER 6.95 25	10/2025	USD	17.29				B *-			B	B	NEG
XS2010029234	ISTNBL 6.375 25	12/2025	USD	13.89	B2		NEG	B		NEG		NR	
XS2266963003	VAKBN 6.5 26	01/2026	USD	11.90	B2	WR	NEG	B		NEG		NR	
XS2281369301	TSKBTI 5.875 26	01/2026	USD	11.62	B3		NEG	B		NEG			
US900123DB31	TURKEY 4.75 26	01/2026	USD	10.61	B2	B2	NEG	B		NEG		B+u	NEG
XS2131335270	AKBNK 6.8 26	02/2026	USD	11.26	B2		NEG	B		NEG			
XS1909184753	TURKEY 5.2 26	02/2026	EUR	7.74	B2	B2	NEG	B		NEG		B+u	NEG
XS2274089288	TCZIRA 5.375 26	03/2026	USD	11.70	B2		NEG	B		NEG		NR	
XS1961010987	SİSETI 6.95 26	03/2026	USD	11.01	B2		NEG	B		NEG		NR	
US900123CJ75	TURKEY 4.25 26	04/2026	USD	10.39	B2	B2	NEG	B		NEG		B+u	NEG
XS2337336445	PGSUST 9.25 26	04/2026	USD	12.19				B+		NEG	B	B	STABLE
XS2346972263	ACKAF 3 26	05/2026	EUR	8.35				BB-		NEG	BB+	BB+	NEG

Moody's	S&P	Fitch	Açıklama
---------	-----	-------	----------

Aaa	AAA	AAA	Yatırım Yapılabilir	Minimal Kredi Riski
Aa1	AA+	AA+		Çok Düşük Kredi Riski
Aa2	AA	AA		
Aa3	AA-	AA-		
A1	A+	A+	Düşük Kredi Riski	
A2	A	A		
A3	A-	A-		
Baa1	BBB+	BBB-	Yönetilebilir Kredi Riski	
Baa2	BBB	BBB-		
Baa3	BBB-	BBB-		
Ba1	BB+	BB+	Önemli Kredi Riski	
Ba2	BB	BB		
Ba3	BB-	BB-		
B1	B+	B+	Yüksek Kredi Riski	
B2	B	B		
B3	B-	B-		
Caa1	CCC+	CCC+	Çok Yüksek Kredi Riski	
Caa2	CCC	CCC		
Caa3	CCC-	CCC-		
Ca	CC	CC	Geri döndürülebilir default	
C	C	C		
C	SD	DDD		
/	D	DD	Çok düşük ihtimal geri döndürülebilir iflas	
		D		
NR	NR	NR	Değerleme Yapılmıyor	

*Kaynak: Bloomberg, İş Yatırım.

Kredi Notları -Türk ve Yurtdışı Devlet ve Özel Sektör Eurotahvilleri

İŞ YATIRIM

[Rapor Terimlerini Açıklayıcı Doküman](#)

Ülke ve Şirket Görünüm & Notları					Moody's			Fitch			S&P			
İSİN	Ticker	Vade ↓	Kur	Getiri (%)	Rating	Uzun Dönem YP	Görünüm	Rating	Uzun Dönem YP	Görünüm	Rating	Uzun Dönem YP	Görünüm	
XS2346915890	ZOREN 9 26	06/2026	USD	20.67				B-		STABLE	CCC+	B-	STABLE	
XS2351109116	TURKSK 5.125 26	06/2026	USD	8.08	B2		NEG	B						
XS2332876106	EXCRTU 5.75 26	07/2026	USD	12.16	B2		NEG	B		NEG			NR	
XS2386558113	VAKBN 5.5 26	10/2026	USD	11.66			WR	NEG	B	NEG			NR	
US900123CK49	TURKEY 4.875 26	10/2026	USD	10.48	B2		B2	NEG	B	NEG		B+u	NEG	
XS2368781477	AYDEMT 7.75 27	02/2027	USD	17.60				B		NEG	B	B	STABLE	
XS2441287773	TURKSK 7.25 27	02/2027	USD	8.41	B2		NEG	B						
US900123CL22	TURKEY 6 27	03/2027	USD	10.72	B2		B2	NEG	B	NEG		B+u	NEG	
XS2468421248	ISTNBL 10.75 27	04/2027	USD	13.87	B2		NEG	B		NEG			NR	
XS1617531063	GARAN 7.177 27	05/2027	USD	11.71	Caa2		NEG	B-		NEG			NR	
XS2361850527	TURKEY 4.375 27	07/2027	EUR	8.41	B2		B2	NEG	B	NEG		B+u	NEG	
XS1655085485	ODEABK 7.625 27	08/2027	USD	18.40	Caa3		NEG	CCC+		NEG				
USM88269US88	TURKEY 8.6 27	09/2027	USD	10.57	B2		B2	NEG	B	NEG		B+u	NEG	
XS1551747733	VAKBN 8 27	11/2027	USD	9.72	Ca		WR	NEG	CCC+	NEG			NR	
XS1386178237	FCFIN 7.75 27	11/2027	USD	8.45				B-		NEG				
US900123CP36	TURKEY 5.125 28	02/2028	USD	10.82	B2		B2	NEG	B	NEG		B+u	NEG	
XS1803215869	TCELLT 5.8 28	04/2028	USD	11.53			NEG	B		NEG	B+	B+	NEG	
XS1772360803	AKBNK 6.797 28	04/2028	USD	9.81	Caa2		NEG	B-		NEG				
XS1623796072	ISCTR 7 28	06/2028	USD	10.30	Caa3		NEG	B-		NEG			NR	
XS2355105292	AEFES 3.375 28	06/2028	USD	10.60				BB+ *-			BBB- *-	BBB- *-		
US900123CQ19	TURKEY 6.125 28	10/2028	USD	10.88	B2		B2	NEG	B	NEG		B+u	NEG	
XS2434515313	CCOLAT 4.5 29	01/2029	USD	8.61				BBB-		POS	BBB- *-	BBB- *-		
US900123CT57	TURKEY 7.625 29	04/2029	USD	10.98	B2		B2	NEG	B	NEG		B+u	NEG	
US900123AL40	TURKEY 11.875 30	01/2030	USD	10.81	B2		B2	NEG	B	NEG	NR	B+u	NEG	
XS2106022754	ISCTR 7.75 30	01/2030	USD	10.63	Caa3		NEG	B-		NEG			NR	
US900123CY43	TURKEY 5.25 30	03/2030	USD	10.80	B2		B2	NEG	B	NEG		B+u	NEG	
US900123DA57	TURKEY 5.95 31	01/2031	USD	10.94	B2		B2	NEG	B	NEG		B+u	NEG	
XS2286436451	YKBNK 7.875 31	01/2031	USD	11.23	Caa2		NEG	B-		NEG			NR	
XS2355183091	AKBNK 6.8 31	06/2031	USD	10.94			NEG	B-		NEG				
US900123DC14	TURKEY 5.875 31	06/2031	USD	10.89	B2		B2	NEG	B	NEG		B+u	NEG	
US900123DD96	TURKEY 6.5 33	09/2033	USD	11.02	B2		B2	NEG	B	NEG		B+u	NEG	
US900123AT75	TURKEY 8 34	02/2034	USD	10.45	B2		B2	NEG	B	NEG	NR	B+u	NEG	
US900123AY60	TURKEY 6.875 36	03/2036	USD	10.74	B2		B2	NEG	B	NEG	NR	B+u	NEG	
XS2339789732	LIMISK 9.5 36	07/2036	USD	11.79	B3		STABLE	B						
US900123BB58	TURKEY 7.25 38	03/2038	USD	10.51	B2		B2	NEG	B	NEG	NR	B+u	NEG	
US900123BG46	TURKEY 6.75 40	05/2040	USD	10.65	B2		B2	NEG	B	NEG	NR	B+u	NEG	
US900123BJ84	TURKEY 6 41	01/2041	USD	10.53	B2		B2	NEG	B	NEG	NR	B+u	NEG	
US900123CB40	TURKEY 4.875 43	04/2043	USD	9.53	B2		B2	NEG	B	NEG		B+u	NEG	
US900123CG37	TURKEY 6.625 45	02/2045	USD	10.57	B2		B2	NEG	B	NEG		B+u	NEG	
US900123CM05	TURKEY 5.75 47	05/2047	USD	10.19	B2		B2	NEG	B	NEG		B+u	NEG	
XS1867595750	YKBNK 13.875 PERP	01/3000	USD	13.78	Caa3u		NEG						NR	
UAE														
XS0863524277	TAQAUH 3.625 23	01/2023	USD	2.23	Aa3		STABLE	AA-		STABLE	NR	NR		
CAYMAN ISLANDS														
US10553YAF25	BRASKM 6.45 24	02/2024	USD	4.18	Ba1		STABLE	BBB-			BBB-			
US31572UAE64	SUZANO 5.25 24	05/2024	USD	0.00	WR			WD			NR			
XS1075401726	EMAARM 4.564 24	06/2024	USD	4.32	Baa2		STABLE				BBB-			
XS2384355520	KFINKK 6.125 31	12/2031	USD	7.75				B-						
CHINA														
US06120TAA60	BCHINA 5 24	11/2024	USD	3.94	Baa2		A1	STABLE	BBB+		STABLE	BBB+	A	STABLE
MEXICO														
US71654QBG64	PEMEX 3.5 23	01/2023	USD	4.94	B1		Ba3	STABLE	BB-u		STABLE	BBB	BBB	STABLE
USP30179AM09	CFELEC 4.875 24	01/2024	USD	4.65	Baa2		STABLE	BBB-		STABLE	BBB	BBB	BBB	STABLE
USP16259AK29	BBVASM 4.375 24	04/2024	USD	4.54	Baa1		STABLE	BBB						

Moody's S&P Fitch Açıklama

Kredi Notları -Türk ve Yurtdışı Devlet ve Özel Sektör Eurotahvilleri

İŞ YATIRIM

Rapor Terimlerini Açıklayıcı Doküman

Ülke ve Şirket Görünüm & Notları					Moody's			Fitch			S&P		
ISIN	Ticker	Vade ↓	Kur	Getiri (%)	Rating	Uzun Dönem YP	Görünüm	Rating	Uzun Dönem YP	Görünüm	Rating	Uzun Dönem YP	Görünüm
XS1731106347	CEMEX 2.75 24	12/2024	EUR	0.00				WD		STABLE	NR		BB POS
US91087BAA89	MEX 3.6 25	01/2025	USD	3.57	Baa2	Baa2	STABLE	BBB-		STABLE	BBB		BBB STABLE
XS0213101073	PEMEX 5.5 25	02/2025	EUR	5.60	B1	Ba3	STABLE	BB-u		STABLE	BBB		BBB STABLE
XS1824425182	PEMEX 3.625 25	11/2025	EUR	7.24	B1	Ba3	STABLE	BB-u		STABLE	BBB		BBB STABLE
XS1172951508	PEMEX 2.75 27	04/2027	EUR	8.77	B1	Ba3	STABLE	BB-u		STABLE	BBB		BBB STABLE
XS1568888777	PEMEX 4.875 28	02/2028	EUR	9.07	B1	Ba3	STABLE	BB-u		STABLE	BBB		BBB STABLE
XS1824424706	PEMEX 4.75 29	02/2029	EUR	9.51	B1	Ba3	STABLE	BB-u		STABLE	BBB		BBB STABLE
US91086QBF46	MEX 4.6 46	01/2046	USD	5.92	Baa2	Baa2	STABLE	BBB-		STABLE	BBB		BBB STABLE
XS1218289103	MEX 4 2115	03/2115	EUR	5.47	Baa2	Baa2	STABLE	BBB-		STABLE	BBB		BBB STABLE
BRAZIL													
US105756AR10	BRAZIL 8.875 24	04/2024	USD	2.89	Ba2	Ba2	STABLE	BB-		STABLE	BB-		BB- STABLE
USP1905CAE05	BRFSBZ 4.75 24	05/2024	USD	5.49	Ba2		STABLE	BB		STABLE	BB		BB STABLE
US105756BV13	BRAZIL 4.25 25	01/2025	USD	4.14	Ba2	Ba2	STABLE	BB-		STABLE	BB-		BB- STABLE
US105756AE07	BRAZIL 10.125 27	05/2027	USD	4.60	Ba2	Ba2	STABLE	BB-		STABLE	BB-		BB- STABLE
US105756BB58	BRAZIL 8.25 34	01/2034	USD	6.62	Ba2	Ba2	STABLE	BB-		STABLE	BB-		BB- STABLE
UNITED STATES													
USU12763AD75	CEMEX 6 24	04/2024	USD	0.00				WD			NR		
GT2	T 3 24	06/2024	USD	3.02	pplicable		STABLE	pplicable		STABLE	pplicable		AA+u STABLE
GT3	T 3 25	07/2025	USD	2.97	pplicable		STABLE	pplicable		STABLE	pplicable		AA+u STABLE
GT5	T 3.25 27	06/2027	USD	2.88	pplicable		STABLE	pplicable		STABLE	pplicable		AA+u STABLE
GT10	T 2.875 32	05/2032	USD	2.80	pplicable		STABLE	pplicable		STABLE	pplicable		AA+u STABLE
GT30	T 2.875 52	05/2052	USD	3.02	pplicable		STABLE	pplicable		STABLE	pplicable		AA+u STABLE
BRITISH VIRGIN													
USG21895AC44	CNPCC 5.95 41	04/2041	USD	4.90	A2		STABLE	A+			A		
SOUTH AFRICA													
XS0809571739	SAFTRA 4 22	07/2022	USD	-15.13	Ba3 *-			WD			BB-		BB- NEG
US836205AQ75	SOAF 4.665 24	01/2024	USD	4.82	Ba2	Ba2	STABLE	BB-		STABLE	BB-		BB- POS
XS1187065443	ESKOM 7.125 25	02/2025	USD	12.89	Caa2	Caa2	NEG			STABLE	CCC+		CCC+ NEG
US836205AR58	SOAF 5.875 25	09/2025	USD	5.59	Ba2	Ba2	STABLE	BB-		STABLE	BB-		BB- POS
US836205AS32	SOAF 5.375 44	07/2044	USD	8.16	Ba2	Ba2	STABLE	BB-		STABLE	BB-		BB- POS
LUXEMBOURG													
USP98088AA83	VOTORA 7.25 41	04/2041	USD	6.63	Baa3		STABLE	BBB-			BBB-		
KAZAKHSTAN													
XS1120709669	KAZAKS 3.875 24	10/2024	USD	3.04	Baa2	(P)Baa2	STABLE	BBB		STABLE	BBB-		BBB- STABLE
XS1263054519	KAZAKS 5.125 25	07/2025	USD	3.56	Baa2	(P)Baa2	STABLE	BBB		STABLE	BBB-		BBB- STABLE
XS1120709826	KAZAKS 4.875 44	10/2044	USD	6.39	Baa2	(P)Baa2	STABLE	BBB		STABLE	BBB-		BBB- STABLE
XS1263139856	KAZAKS 6.5 45	07/2045	USD	6.69	Baa2	(P)Baa2	STABLE	BBB		STABLE	BBB-		BBB- STABLE
NETHERLANDS													
US71647NAF69	PETBRA 4.375 23	05/2023	USD	0.00	Ba1		STABLE	WD			NR		BB- STABLE
US71647NAM11	PETBRA 6.25 24	03/2024	USD	4.17	Ba1		STABLE	BB-			BB-		BB- STABLE
XS0982711714	PETBRA 4.75 25	01/2025	EUR	4.15	Ba1		STABLE	BB-			BB-		BB- STABLE
XS1813724603	TEVA 4.5 25	03/2025	EUR	4.98	Ba2		STABLE	BB-			BB-		
XS1211044075	TEVA 1.875 27	03/2027	EUR	5.97	Ba2		STABLE	BB-			BB-		
XS1706923148	FCFIN 7.25 27	11/2027	USD	9.27	B2		NEG	B-		NEG			
XS1439749364	TEVA 1.625 28	10/2028	EUR	6.52	Ba2		STABLE	BB-			BB-		
US71647NAN93	PETBRA 6.85 2115	06/2115	USD	7.78	Ba1		STABLE	BB-			BB-		BB- STABLE
ARGENTINA													
USP989MJBEO4	YPFDAR 8.5 25	07/2025	USD	26.52	Caa3		STABLE	CCC					CCC+ STABLE
US040114GK09	ARGENT 3.75 38	12/2038	USD	16.06	Ca	Ca	STABLE	WD			NR		CCC+ STABLE
AZERBAIJAN													
XS0903465127	SOIAZ 4.75 23	03/2023	USD	4.33	Ba2		POS	BB+		STABLE	BB-		BB- STABLE
XS1044540547	AZERBJ 4.75 24	03/2024	USD	4.01	Ba2u		POS	BB+		STABLE			BB+ STABLE

Moody's	S&P	Fitch	Açıklama
---------	-----	-------	----------

Kredi Notları -Türk ve Yurtdışı Devlet ve Özel Sektör Eurotahvilleri

İŞ YATIRIM



[Rapor Terimlerini Açıklayıcı Doküman](#)

Ülke ve Şirket Görünüm & Notları					Moody's			Fitch			S&P		
ISIN	Ticker	Vade ↓	Kur	Getiri (%)	Rating	Uzun Dönem YP	Görünüm	Rating	Uzun Dönem YP	Görünüm	Rating	Uzun Dönem YP	Görünüm
0													

Moody's S&P

Fitch

Açıklama

GOÜ Tahvil Perf.2Y Rates			
Ülke	25/07	22/07	1G Δ
Çek	6.41	6.40	▲ 0.00
Cin	2.13	2.12	▲ 0.00
G. Kore	3.14	3.21	▼ -0.02
G.Afrika	8.02	8.17	▼ -0.02
Hindistan	6.65	6.66	▲ 0.00
Macaristan	10.15	10.33	▼ -0.02
Meksika	9.45	9.50	▲ -0.01
Polonya	6.52	6.52	▲ 0.00
Singapur	2.80	2.85	▼ -0.02
Tayland	1.74	1.74	▲ 0.00

Gelişmiş Ülkeler 2y			
2Y Faiz(%)			
Ülke	25/07	22/07	Değişim BPS
ABD	3.00	3.13	▲ -13.64
Almanya	0.41	0.65	▲ -24.13
İngiltere	1.83	1.99	▲ -16.24
Fransa	0.40	0.62	▲ -21.97
İspanya	0.78	1.02	▼ -23.74
İtalya	1.66	1.97	▼ -31.70
Türkiye	22.12	22.26	▲ -14.00

Gelişmiş Ülkeler 10y			
10Y Faiz(%)			
Ülke	25/07	22/07	Değişim BPS
ABD	2.79	2.89	▲ -10.82
Almanya	1.03	1.22	▲ -19.17
İngiltere	1.94	2.04	▲ -10.73
Fransa	1.62	1.81	▲ -19.62
İspanya	2.25	2.48	▼ -23.36
İtalya	3.31	3.53	▼ -22.82
Türkiye	17.43	17.43	▲ 0.00



İletişim Bilgileri

SGMK Yurtiçi Piyasalar

Serhat Devecioğlu
sdevecioglu@isyatirim.com.tr

Evrin Erten Başar
ebasar@isyatirim.com.tr

Burak Seçkin
bseckin@isyatirim.com.tr

Araştırma

Emre Sezan, CFA
esezan@isyatirim.com.tr

Ahmet Toker
atoker@isyatirim.com.tr

Cenk Buğra Esen
cesen@isyatirim.com.tr

**Eurotahviller**

Pinar Ozyuksel
pozyuksel@isyatirim.com.tr

Tolga Murat
tmurat@isyatirim.com.tr

Ceyhun Erdel
cerdel@isyatirim.com.tr

Güngör Arslan
gaslan@isyatirim.com.tr

Oguzhan Avsaroglu
oavsaroglu@isyatirim.com.tr

Kağan Yeşilova
kyesilova@isyatirim.com.tr

[Rapor Terimlerini Açıklayıcı Doküman](#)

<https://www.isyatirim.com.tr/tr-tr/analiz/Sayfalar/sgmk.aspx>

Burada yer alan bilgiler İş Yatırım Menkul Değerler A.Ş. tarafından bilgilendirme amacı ile hazırlanmıştır. Yatırım bilgi, yorum ve tavsiyeleri yatırım danışmanlığı kapsamında değildir. Yatırım danışmanlığı hizmeti; aracı kurumlar, portföy yönetim şirketleri, mevduat kabul etmeyen bankalar ile müşteri arasında imzalanacak yatırım danışmanlığı sözleşmesi çerçevesinde sunulmaktadır. Burada yer alan yorum ve tavsiyeler, yorum ve tavsiyede bulunanların kişisel görüşlerine dayanmaktadır. Herhangi bir yatırım aracının alım-satım önerisi ya da getiri vaadi olarak yorumlanmamalıdır. Bu görüşler mali durumunuz ile risk ve getiri tercihlerinize uygun olmayabilir. Bu nedenle, sadece burada yer alan bilgilere dayanarak yatırım kararı verilmesi beklentilerinize uygun sonuçlar doğurmayabilir.

Burada yer alan fiyatlar, veriler ve bilgilerin tam ve doğru olduğu garanti edilemez; içerik, haber verilmeksizin değiştirilebilir. Tüm veriler, İş Yatırım Menkul Değerler A.Ş. tarafından güvenilir olduğuna inanılan kaynaklardan alınmıştır. Bu kaynakların kullanılması nedeni ile ortaya çıkabilecek hatalardan İş Yatırım Menkul Değerler A.Ş. sorumlu değildir.

Bu içeriğe ilişkin tüm telif hakları İş Yatırım Menkul Değerler A.Ş.'ye aittir. Bu içerik, açık iznimiz olmaksızın başkaları tarafından herhangi bir amaçla, kısmen veya tamamen çoğaltılamaz, dağıtılamaz, yayımlanamaz veya değiştirilemez.