

## Türk Eurotahvilleri

İŞ YATIRIM

[Rapor Terimlerini Açıklayıcı Doküman](#)

Tanım	Enstrüman	Kupon	Vade ↕	İhraç Büyüklüğü (milyar)	Son	Alış Fiyatı	Satış Fiyatı	Birikmiş Faiz	Alış Getiri (%)	Satış Getiri (%)	Minimum İşlem	Fiyat Performansı		Dur.	Payment Rank
												1A(Δ %)	1Y(Δ %)		

\*Vadelerine göre sıralanmıştır.

## USD Cinsinden

## Devlet Eurotahvilleri

XS1684378208	EXCRTU 4.25 22	4.25	18/09/22	500	99.62	99.17	100.07	1.52	9.92	3.70	200,000	0.29	-1.92	0.140	Sr Unsecured
US900123BZ27	TURKEY 6.25 22	6.25	26/09/22	2,500	100.10	99.81	100.39	2.10	7.23	3.79	200,000	0.12	-3.84	0.162	Sr Unsecured
US900123CA66	TURKEY 3.25 23	3.25	23/03/23	1,500	97.53	97.22	97.83	1.12	7.65	6.66	200,000	-0.17	-2.65	0.625	Sr Unsecured
XS1496463297	EXCRTU 5.375 23	5.38	24/10/23	500	92.77	92.25	93.29	1.39	12.26	11.29	200,000	-2.35	-10.17	1.134	Sr Unsecured
US900123CR91	TURKEY 7.25 23	7.25	23/12/23	2,000	98.87	98.45	99.28	0.68	8.43	7.80	200,000	0.45	-8.50	1.301	Sr Unsecured
XS1917720911	EXCRTU 8.25 24	8.25	24/01/24	500	95.51	95.28	95.75	0.07	11.79	11.43	200,000	-2.66	-12.42	1.353	Sr Unsecured
US900123CF53	TURKEY 5.75 24	5.75	22/03/24	2,500	93.65	93.23	94.07	2.00	10.30	9.71	200,000	-0.81	-9.95	1.492	Sr Unsecured
XS1814962582	EXCRTU 6.125 24	6.13	03/05/24	500	91.37	90.69	92.05	1.43	12.11	11.19	200,000	-2.00	-12.27	1.582	Sr Unsecured
US900123CV04	TURKEY 6.35 24	6.35	10/08/24	2,250	93.04	92.65	93.43	2.95	10.44	9.99	200,000	-1.34	-11.57	1.788	Sr Unsecured
US900123CW86	TURKEY 5.6 24	5.60	14/11/24	2,500	90.18	89.76	90.59	1.14	10.73	10.29	200,000	-1.76	-12.62	2.048	Sr Unsecured
US900123AW05	TURKEY 7.375 25	7.38	05/02/25	3,250	93.39	93.00	93.78	3.52	10.61	10.23	2,000	-2.13	-14.04	2.144	Sr Unsecured
US900123CX69	TURKEY 4.25 25	4.25	13/03/25	2,000	86.36	85.95	86.77	1.58	10.50	10.10	200,000	-1.98	-12.46	2.340	Sr Unsecured
US900123CZ18	TURKEY 6.375 25	6.38	14/10/25	2,500	89.18	88.75	89.60	1.82	10.58	10.24	200,000	-1.91	-15.18	2.740	Sr Unsecured
US900123DB31	TURKEY 4.75 26	4.75	26/01/26	1,750	83.44	83.14	83.75	0.01	10.65	10.41	200,000	-2.64	-15.46	3.074	Sr Unsecured
US900123CJ75	TURKEY 4.25 26	4.25	14/04/26	1,500	81.44	81.07	81.81	1.22	10.53	10.26	200,000	-2.11	-15.62	3.227	Sr Unsecured
XS2332876106	EXCRTU 5.75 26	5.75	06/07/26	750	80.67	80.19	81.15	0.34	12.23	11.87	200,000	-2.84	-19.22	3.320	Sr Unsecured
US900123CK49	TURKEY 4.875 26	4.88	09/10/26	3,000	81.32	80.98	81.67	1.46	10.60	10.36	200,000	-2.36	-17.31	3.551	Sr Unsecured
US900123CL22	TURKEY 6 27	6.00	25/03/27	3,250	82.96	82.53	83.40	2.03	10.87	10.60	200,000	-2.99	-19.28	3.775	Sr Unsecured
USM88269US88	TURKEY 8.6 27	8.60	24/09/27	2,000	92.19	91.71	92.67	2.94	10.73	10.47	200,000	-2.68		3.896	Sr Unsecured
US900123CP36	TURKEY 5.125 28	5.13	17/02/28	2,000	76.90	76.55	77.26	2.28	10.85	10.65	200,000	-3.89	-21.38	4.418	Sr Unsecured
US900123CQ19	TURKEY 6.125 28	6.13	24/10/28	2,750	78.89	78.53	79.24	1.58	10.96	10.77	200,000	-4.31	-23.09	4.777	Sr Unsecured
US900123CT57	TURKEY 7.625 29	7.63	26/04/29	3,000	84.31	83.87	84.75	1.93	11.08	10.87	200,000	-4.53	-23.48	4.876	Sr Unsecured
US900123AL40	TURKEY 11.875 30	11.88	15/01/30	1,500	105.11	104.54	105.69	0.40	10.97	10.75	1,000	-4.03	-24.50	4.928	Sr Unsecured
US900123CY43	TURKEY 5.25 30	5.25	13/03/30	2,000	71.51	71.04	71.98	1.95	10.94	10.72	200,000	-5.36	-25.35	5.639	Sr Unsecured
US900123DA57	TURKEY 5.95 31	5.95	15/01/31	2,250	72.89	72.40	73.37	0.20	11.05	10.83	200,000	-5.84	-26.21	6.075	Sr Unsecured
US900123DC14	TURKEY 5.875 31	5.88	26/06/31	1,750	71.76	71.30	72.22	0.51	11.01	10.80	200,000	-5.98	-26.70	6.278	Sr Unsecured
US900123DD96	TURKEY 6.5 33	6.50	20/09/33	1,500	71.35	70.89	71.80	2.29	11.11	10.94	200,000	-6.63		6.849	Sr Unsecured
US900123AT75	TURKEY 8 34	8.00	14/02/34	1,500	83.79	83.30	84.28	3.62	10.53	10.37	2,000	-6.27	-25.85	6.706	Sr Unsecured
US900123AY60	TURKEY 6.875 36	6.88	17/03/36	2,750	72.64	72.18	73.11	2.48	10.82	10.66	2,000	-6.48	-28.71	7.521	Sr Unsecured
US900123BB58	TURKEY 7.25 38	7.25	05/03/38	1,000	75.28	74.84	75.71	2.86	10.57	10.43	2,000	-5.73	-28.80	7.899	Sr Unsecured
US900123BG46	TURKEY 6.75 40	6.75	30/05/40	2,000	69.32	68.87	69.77	1.07	10.69	10.54	100,000	-6.72	-29.84	8.552	Sr Unsecured
US900123BJ84	TURKEY 6 41	6.00	14/01/41	3,000	63.76	63.33	64.19	0.22	10.55	10.40	200,000	-6.82	-30.01	9.029	Sr Unsecured
US900123CB40	TURKEY 4.875 43	4.88	16/04/43	3,000	58.71	58.37	59.05	1.37	9.51	9.40	200,000	-7.60	-27.01	10.098	Sr Unsecured
US900123CG37	TURKEY 6.625 45	6.63	17/02/45	3,000	66.71	66.27	67.15	2.94	10.58	10.44	200,000	-8.00	-30.42	8.889	Sr Unsecured
US900123CM05	TURKEY 5.75 47	5.75	11/05/47	3,500	60.62	60.25	60.99	1.21	10.17	10.05	200,000	-8.90	-29.80	9.745	Sr Unsecured

## Sukuk

## Türk Eurotahvilleri

İŞ YATIRIM

[Rapor Terimlerini Açıklayıcı Doküman](#)

Tanım	Enstrüman	Kupon	Vade ↕	İhraç Büyüklüğü (milyar)	Son	Alış Fiyatı	Satış Fiyatı	Birikmiş Faiz	Alış Getiri (%)	Satış Getiri (%)	Minimum İşlem	Fiyat Performansı		Dur.	Payment Rank
												1A(Δ %)	1Y(Δ %)		
*Vadelerine göre sıralanmıştır.															
XS1586385178	TURKSK 5.004 23	5.00	06/04/23	1,250	98.35	98.07	98.63	1.54	7.90	7.05	200,000	-0.40	-4.17	0.655	Sr Unsecured
XS1141043296	TURKSK 4.489 24	4.49	25/11/24	1,000	93.00	92.75	93.25	0.77	7.95	7.70	200,000	-0.66	-8.55	2.132	Sr Unsecured
XS2351109116	TURKSK 5.125 26	5.13	22/06/26	2,500	90.15	90.04	90.26	0.50	8.15	8.08	200,000	0.42	-10.19	3.410	Sr Unsecured
XS2441287773	TURKSK 7.25 27	7.25	24/02/27	3,000	95.18	94.73	95.62	3.08	8.67	8.42	200,000	0.13		3.677	Sr Unsecured
<b>Özel Sektör Eurotahvilleri</b>															
<b>Finansal Kuruluşlar</b>															
USM8931TAF68	GARAN 5.25 22	5.25	13/09/22	750	99.49	99.06	99.92	1.95	12.34	5.74	200,000	-0.13	-3.66	0.126	Sr Unsecured
XS0847042024	ISCTR 6 22	6.00	24/10/22	1,000	98.94	98.35	99.52	1.55	12.77	7.87	200,000	-0.58	-3.84	0.236	Subordinated
USM0375YAK49	AKBNK 5 22	5.00	24/10/22	500	99.24	98.89	99.59	1.29	9.53	6.63	150,000	-0.22	-3.53	0.237	Sr Unsecured
XS0849728190	VAKBN 6 22	6.00	01/11/22	672	99.17	98.58	99.76	1.43	11.38	6.83	200,000	-0.26	-3.50	0.255	Subordinated
XS0861979440	YKBNK 5.5 22	5.50	06/12/22	1,000	98.38	97.93	98.82	0.78	11.38	8.80	200,000	-0.32	-4.12	0.346	Subordinated
XS1750996206	TSKBTI 5.5 23	5.50	16/01/23	350	98.29	98.14	98.44	0.17	9.61	8.93	200,000	-0.64	-4.43	0.450	Sr Unsecured
XS1711581337	FCFIN 6 23	6.00	25/01/23	300	95.71	94.10	97.31	0.03	18.48	11.50	200,000			0.000	Sr Unsecured
XS1760780731	VAKBN 5.75 23	5.75	30/01/23	650	98.01	97.74	98.28	2.83	10.40	9.27	200,000	-1.01	-5.14	0.471	Sr Unsecured
XS1788516679	YKBNK 6.1 23	6.10	16/03/23	500	97.14	96.79	97.48	2.22	11.42	10.25	200,000	-1.35	-6.66	0.589	Sr Unsecured
XS1576037284	GARAN 5.875 23	5.88	16/03/23	500	98.31	97.93	98.70	2.14	9.26	7.99	200,000	-0.58	-6.25	0.596	Sr Unsecured
XS1691349010	TCZIRA 5.125 23	5.13	29/09/23	500	94.55	93.89	95.21	1.68	10.79	9.52	200,000	-1.00	-7.98	1.079	Sr Unsecured
XS1003016018	ISCTR 7.85 23	7.85	10/12/23	400	96.35	95.60	97.10	1.02	11.39	10.15	200,000	-1.80	-10.18	1.245	Subordinated
XS1970705528	VAKBN 8.125 24	8.13	28/03/24	600	94.92	94.75	95.09	2.69	11.65	11.42	200,000	-2.13	-13.05	1.467	Sr Unsecured
XS1578203462	ISCTR 6.125 24	6.13	25/04/24	1,250	91.76	90.92	92.60	1.57	12.03	10.88	200,000	-1.04	-12.11	1.563	Sr Unsecured
XS1634372954	YKBNK 5.85 24	5.85	21/06/24	500	91.30	90.49	92.10	0.59	11.55	10.53	200,000	-0.86	-11.47	1.717	Sr Unsecured
XS1959391019	QNBFB 6.875 24	6.88	07/09/24	650	99.28	99.02	99.54	2.67	7.38	7.11	200,000	-1.18	-9.17	1.881	Sr Unsecured
XS1958649854	YKBNK 8.25 24	8.25	15/10/24	500	94.36	94.12	94.60	2.34	11.31	11.04	200,000	-1.67	-13.95	1.912	Sr Unsecured
XS2100270508	TSKBTI 6 25	6.00	23/01/25	400	88.04	87.55	88.53	0.07	11.92	11.42	200,000	-1.33	-13.81	2.208	Sr Unsecured
XS2112797290	VAKBN 5.25 25	5.25	05/02/25	750	85.40	84.81	85.98	2.51	12.44	11.84	200,000	-2.45	-14.55	2.183	Sr Unsecured
XS1210422074	AKBNK 5.125 25	5.13	31/03/25	500	86.45	85.77	87.12	1.67	11.44	10.78	200,000	-2.74	-14.48	2.345	Sr Unsecured
XS2266963003	VAKBN 6.5 26	6.50	08/01/26	750	84.18	83.36	84.99	0.34	12.59	11.93	200,000	-3.49	-18.16	2.920	Sr Unsecured
XS2281369301	TSKBTI 5.875 26	5.88	14/01/26	350	83.30	82.76	83.85	0.21	12.11	11.67	200,000	-2.87	-17.58	2.968	Sr Unsecured
XS2131335270	AKBNK 6.8 26	6.80	06/02/26	500	86.66	86.15	87.16	3.23	11.70	11.31	200,000	-3.33	-18.34	2.885	Sr Unsecured
XS2274089288	TCZIRA 5.375 26	5.38	02/03/26	600	81.21	80.76	81.66	2.16	12.13	11.77	200,000	-3.21	-17.84	3.018	Sr Unsecured
XS2386558113	VAKBN 5.5 26	5.50	01/10/26	500	79.57	79.16	79.98	1.77	11.97	11.68	200,000	-3.57		3.449	Sr Unsecured
XS1617531063	GARAN 7.177 27	7.18	24/05/27	750	82.78	82.12	83.44	1.26	12.18	11.77	200,000	-4.42	-17.86	3.799	Subordinated
XS1655085485	ODEABK 7.625 27	7.63	01/08/27	300	63.09	57.18	69.00	3.73	23.59	18.29	200,000	-5.06	-23.72	0.007	Subordinated
XS1551747733	VAKBN 8 27	8.00	01/11/27	228	94.60	93.50	95.70	1.91	10.30	9.74	200,000	-3.35	-7.72	0.242	Subordinated
XS1706923148	FCFIN 7.25 27	7.25	09/11/27	150	93.29	91.83	94.75	1.57	10.02	9.27	200,000	-2.73	-7.22	0.259	Subordinated
XS1386178237	FCFIN 7.75 27	7.75	24/11/27	300	95.69	92.72	98.65	2.65	9.93	8.45	200,000			0.000	Subordinated
XS1772360803	AKBNK 6.797 28	6.80	27/04/28	400	87.06	86.73	87.39	1.70	9.97	9.80	200,000	-6.33	-13.99	0.645	Subordinated
XS1623796072	ISCTR 7 28	7.00	29/06/28	500	88.48	87.65	89.31	0.54	10.66	10.25	200,000	-4.25	-13.14	0.817	Subordinated



## Türk Eurotahvilleri

İŞ YATIRIM

[Rapor Terimlerini Açıklayıcı Doküman](#)

Tanım	Enstrüman	Kupon	Vade ↕	İhraç Büyüklüğü (milyar)	Son	Alış Fiyatı	Satış Fiyatı	Birikmiş Faiz	Alış Getiri (%)	Satış Getiri (%)	Minimum İşlem	Fiyat Performansı		Dur.	Payment Rank
												1A(Δ %)	1Y(Δ %)		
*Vadelerine göre sıralanmıştır.															
<b>EUR Cinsinden</b>															
<b>Devlet Eurotahvilleri</b>															
XS1057340009	TURKEY 4.125 23	4.13	11/04/23	1,000	99.81	99.31	100.30	1.21	5.07	3.65	100,000	-0.05	-3.82	0.686	Sr Unsecured
XS1843443356	TURKEY 4.625 25	4.63	31/03/25	1,250	93.06	92.70	93.42	1.50	7.73	7.41	100,000	-1.24	-10.31	2.362	Sr Unsecured
XS1629918415	TURKEY 3.25 25	3.25	14/06/25	1,000	89.10	88.66	89.54	0.38	7.79	7.40	100,000	-1.57	-10.06	2.586	Sr Unsecured
XS1909184753	TURKEY 5.2 26	5.20	16/02/26	1,500	91.86	91.42	92.30	2.29	8.05	7.74	100,000	-1.20	-12.62	3.018	Sr Unsecured
XS2361850527	TURKEY 4.375 27	4.38	08/07/27	1,500	83.79	83.31	84.26	0.23	8.66	8.39	100,000	-1.76	-16.45	4.149	
<b>Özel Sektör Eurotahvilleri</b>															
<b>Finansal Kuruluşlar</b>															
<b>Finans Dışı</b>															
XS2346972263	ACKAF 3 26	3.00	27/05/26	350	82.60	82.32	82.88	0.50	8.60	8.40	100,000	-3.52	-18.34	3.356	Sr Unsecured
<b>Yen Cinsinden</b>															
<b>Devlet Eurotahvilleri</b>															
JP579200AEM8	TURKEY 1.05 24	1.05	25/09/24	100,000	99.24	99.22	99.26	0.36	1.42	1.40	100,000,000	0.13		2.093	Sr Unsecured









## Devlet İç Borçlanma Senetleri

İŞ YATIRIM



Rapor Terimleri

Tanım	Kpn%	Vade Tarihi ↕	İhraç Tarihi	Vadeye kalan	İhrac (mn TL)	Hacim (mnTL)		Aynı Gün Valörlü Son İşlem Tarihi	Son Temiz Fiyat	Birikmiş Faiz	Basit Faiz	Bileşik Faiz (%)	Faiz Değ.(Δbp)			3ay Bant				Dur.	Konv.	PVBP * 100
						1G	Toplam						3A St.dev	1G	1H	3A	Min(%)	Mak(%)	Ort(%)			

## TÜFE'ye Endekli Tahviller

TRT261022T10	1.00	26/10/22	07/11/12	3 m	10.35	2.59	22.51	12.78	29/06/22	118.000	0.35	-44.96	-38.50				-44.46	4.55	-4.61	-2.65	0.29	0.00	0.96
TRT030523T13	0.50	03/05/23	15/05/13	9 m	15.33	2.59	34.63	10.45	14/07/22	123.000	0.21	-23.28	-21.93				-27.10	3.08	-5.42	-1.58	0.75	0.01	2.26
TRT020823T11	1.50	02/08/23	14/08/13	12 m	8.48	1.53	28.94	7.15	15/06/22	123.000	1.10	-16.39	-15.72				-18.38	3.44	-1.46	-2.00	0.74	0.01	3.21
TRT081123T10	1.40	08/11/23	20/11/13	16 m	8.50	0.00	41.15	8.14	30/06/22		0.39						-17.49	4.24	-2.43		0.95	0.02	3.57
TRT100124T17	2.10	10/01/24	16/01/19	18 m	13.04	11.16	15.35	5.97	31/03/22	133.000	0.91	-13.07	-12.64				-12.64	4.14	-0.32	-2.07	1.36	0.03	2.40
TRT080524T17	1.20	08/05/24	21/05/14	22 m	5.74	2.44	20.14	5.00	31/05/22	137.000	0.14	-13.57	-13.11				-13.11	4.27	0.53	-2.73	1.38	0.03	4.98
TRT050624T35	2.05	05/06/24	12/06/19	23 m	9.22	18.20	50.24	5.83	24/05/22	143.000	1.89	-13.71	-13.24				-13.24	4.05	-0.96	-2.11	1.45	0.03	3.01
TRT180924T11	1.00	18/09/24	01/10/14	26 m	8.05	2.24	20.60	6.35	05/07/22	119.000	0.58	-5.92	-5.83				-12.72	3.61	-3.50	-0.37	2.03	0.05	5.53
TRT061124T11	1.60	06/11/24	13/11/19	28 m	7.14	0.73	38.54	5.60	19/07/22	121.000	0.62	-5.29	-5.22				-11.58	3.28	-2.66	-0.46	2.09	0.05	3.24
TRT290125T15	1.18	29/01/25	05/02/20	31 m	12.02	1.24	160.30	4.50	07/07/22	118.000	1.01	-4.19	-4.15				-11.88	2.88	-0.76	-0.75	2.31	0.06	3.11
TRT160425T17	1.00	16/04/25	29/04/15	33 m	8.82	2.07	27.86	5.35	07/07/22	114.500	0.43	-2.95	-2.93				-11.32	4.44	-2.07	-0.16	2.51	0.07	5.73
TRT180625T13	0.75	18/06/25	24/06/20	35 m	24.99	352.6	6333.34	2.32	22/07/22	121.200	0.14	-5.16	-5.09				-12.80	-3.50	-9.22	1.78	2.65	0.08	3.61
TRT140126T11	1.35	14/01/26	27/01/16	42 m	20.25	2.11	26.83	4.56	08/07/22	122.500	1.30	-3.28	-3.25				-10.19	4.18	-3.40	0.03	3.04	0.10	7.35
TRT070727T13	1.45	07/07/27	19/07/17	60 m	22.07	0.73	28.37	2.01	07/07/22	123.100	1.41	-1.51	-1.50				-4.94	4.28	2.63	-2.05	4.09	0.19	8.92
TRT120128T11	1.45	12/01/28	24/01/18	67 m	21.75	1.07	34.22	2.83	13/07/22	124.000	1.40	-1.29	-1.29				-4.38	4.73	-0.97	-0.11	4.31	0.21	9.13
TRT280628T18	1.65	28/06/28	11/07/18	72 m	19.04	0.34	107.47	2.82	05/07/22	129.500		-1.40	-1.40				-4.38	4.21	0.99	-0.85	4.65	0.25	10.50
TRT080530T19		08/05/30	20/05/20	95 m	25.60																		
TRT280531T14	1.50	28/05/31	09/06/21	108 m	29.99	0.71	23.50	1.63	07/07/22	135.000		-0.79	-0.79				-3.00	3.29	-0.07	-0.44			
TRT110232T15		11/02/32	23/02/22	116 m	30.31	1.47	22.80	0.71	20/07/22	107.000		-0.70	-0.70				-3.06	0.00	-2.30	2.24			
TRT230233T10		23/02/33	09/03/22	129 m	16.70																		
TRT210235T10		21/02/35	09/03/22	153 m	16.70																		
TRT180237T13		18/02/37	09/03/22	177 m	16.70																		

## Kamu Kira Sertifikası

TRD100822T10	5.38	10/08/22	16/08/17	1 m	1.18	0.08	25.04	1.28	22/07/22	99.760	4.91	14.73	15.81				14.85	21.00	16.61	-0.63			
TRD080223T19	6.95	08/02/23	10/02/21	7 m	1.47	0.12	0.54	1.56	22/07/22	97.656	6.34	18.50	19.36				16.52	21.00	18.03	0.86			
TRD120723T18	9.04	12/07/23	14/07/21	12 m	1.14	0.00	32.63	1.18	20/07/22		0.40						16.66	24.32	18.24		0.86	0.01	0.88
TRD160823T13	8.90	16/08/23	18/08/21	13 m	0.92	7.51	11.27	1.13	19/07/22	99.759	7.53	18.00	18.81	0			16.65	21.65	18.74	0.06	0.87	0.01	0.94
TRD181023T17	9.05	18/10/23	20/10/21	15 m	1.91	0.00	6.46	1.31	29/06/22		3.53						16.67	21.53	18.58		1.08	0.02	1.13
TRD131223T10	10.16	13/12/23	15/12/21	17 m	2.99	0.00	3.98	1.19	22/07/22		2.23						19.09	24.34	20.84		1.13	0.02	1.16
TRD140224T10	10.10	14/02/24	16/02/22	19 m	5.56	0.00	6.35	1.14	18/07/22		8.49						20.34	24.00	22.28		1.21	0.02	1.34
TRD200324T29	12.15	20/03/24	23/03/22	20 m	4.10	0.00	9.56	1.08	22/07/22		8.28						21.44	25.04	23.79		1.23	0.02	1.42
TRD080524T15	11.35	08/05/24	11/05/22	22 m	2.27	0.00	12.72	0.61	22/07/22								22.35	23.99	23.46				
TRD210824T15	6.80	21/08/24	26/08/20	25 m	0.55	0.00	19.03	2.29	23/06/22		4.52						12.69	20.00	15.29		1.69	0.04	1.65
TRD031225T10	6.60	03/12/25	09/12/20	41 m	0.52	0.00	0.01	2.06	22/07/22		1.70						13.64	20.00	17.00		2.43	0.08	2.15







## Özel Sektör Tahvilleri (TL)

Kodu	Enstrüman	Kpn	Vade ↕	İhraç T.	Kpn Sıklık	Bir son. kupon t.	Toplam İhrac	Aynı Gün Valörlü Son İşlem Tarihi	Temiz Fiyat	Birikmiş Faiz	Getiri (%)	FaizΔ Son İki İşgünü Arası			Fiyat Değ.			Hacim Ort.		Dur.	Konv.	PVBP * 100
												1G(Δ)	1H(Δ)	3A(Δ)	1G(Δ)	1H(Δ)	3A(Δ)	1H	3A			
TRDEMVK72317	Emlak Varlık Kiralama A		11/07/23	15/04/22			70.00	05/05/22	101.000		23						0.15	0.01				
TRDEMVK82316	Emlak Varlık Kiralama A		02/08/23	30/03/22			200.00	20/05/22									0.11	0.01				
TRDEMVK92315	Emlak Varlık Kiralama A		19/09/23	22/03/22			140.00	20/06/22									3.99	0.31				
TRDEMVK2313	Emlak Varlık Kiralama A		26/10/23	27/04/22			70.00	24/05/22	100.000		25	0		0			0.80	0.06				
TRDEMVKK2315	Emlak Varlık Kiralama A		01/11/23	27/04/22			50.00															
TRDEMVKA2317	Emlak Varlık Kiralama A		22/12/23	24/12/21			600.00	07/07/22									1.03	2.11				
TRDEMVK22411	Emlak Varlık Kiralama A		22/02/24	24/02/22			50.00															
TRDABVK43012	Aktif Bank Sukuk Varlık	15.95	25/04/30	07/05/20	4.00	04/08/22	420.00	27/06/22		2.34							0.00	0.00	-0.437	-0.007	4.594	

### Finansman Bonoları (Kot içi)

TRFFINF72249	Qnb Finans Faktoring A		25/07/22	06/04/22			101.63	05/07/22	99.006		20						0.07	0.01	0.047	0.000	0.051
TRFYKYM72223	Yapı Kredi Yatırım Men		25/07/22	27/04/22			160.10	06/07/22									0.00	0.00			
TRFTCMD72232	Tacirler Yatırım Menku		26/07/22	28/04/22			50.00	30/06/22	98.662		25	186		0			2.11	0.16			
TRFISFN72218	İş Finansal Kiralama A.Ş.		26/07/22	24/02/22			250.00	29/06/22									0.00	0.00	0.065	0.000	0.069
TRFBVYS72217	Birikim Varlık Yönetim		26/07/22	11/04/22			27.00	06/05/22									0.00	0.00	0.190	0.001	0.193
TRFISMD72264	İş Yatırım Menkul Değ		26/07/22	27/05/22			348.20	31/05/22									0.00	0.00			
TRFNURL72247	Nurol Yatırım Bankası A		26/07/22	27/05/22			150.00														
TRFFFKR72212	Qnb Finans Finansal Kir		27/07/22	31/03/22			56.00														
TRFSKMD72229	Şeker Yatırım Menkul D		27/07/22	27/04/22			16.32	28/06/22									0.00	0.00			
TRFYTFM72215	Yatırım Finansman Men		27/07/22	27/04/22			169.80	20/07/22									0.00	0.00			
TRFDNFK72216	Deniz Finansal Kiralama		27/07/22	06/04/22			100.00														
TRFULFK72214	Ulusal Faktoring A.Ş.		27/07/22	19/04/22			30.00	28/06/22									0.03	0.00			
TRFSUMF72215	Sümer Faktoring A.Ş.		27/07/22	09/03/22			21.00														
TRFHSBC72212	Hsbc Bank A.Ş.		27/07/22	14/04/22			128.13	29/06/22									0.00	0.00	0.068	0.000	0.072
TRFALNF72228	Alternatifbank A.Ş.		28/07/22	21/04/22			175.00	21/07/22									0.00	0.00			
TRFTCMD72216	Tacirler Yatırım Menku		28/07/22	07/04/22			50.00	30/06/22	98.542		25	187		0			0.43	0.03			
TRFEMIR72215	Emir Varlık Yönetim A.Ş.		28/07/22	28/04/22			30.00	18/07/22									0.17	0.01			
TRFAKBK72217	Akbank T.A.Ş.		28/07/22	02/06/22			452.34										0.00	0.00			
TRFDBNK72223	D Yatırım Bankası A.Ş.		28/07/22	19/04/22			100.00														
TRFYKBK72225	Yapı Ve Kredi Bankası A		29/07/22	15/04/22			443.25	22/07/22									1.36	0.11	0.010	0.000	0.011
TRFTHAL72247	Türkiye Halk Bankası A.		29/07/22	13/05/22			207.00														
TRFAKYB72226	Aktif Yatırım Bankası A.		29/07/22	22/04/22			75.00	06/07/22	98.884		19						0.55	0.04			
TRFTHAL72239	Türkiye Halk Bankası A.		29/07/22	22/04/22			82.50														
TRFTEBK72210	Türk Ekonomi Bankası		29/07/22	29/04/22			632.00	14/07/22									0.00	0.80			
TRFDZFK72210	Deniz Faktoring A.Ş.		29/07/22	08/04/22			165.00	07/07/22									0.00	0.00			

## Özel Sektör Tahvilleri (TL)

Kodu	Enstrüman	Kpn	Vade ↕	İhraç T.	Kpn Sıklık	Bir son. kupon t.	Toplam İhrac	Aynı Gün Valörlü Son İşlem Tarihi	Temiz Fiyat	Birikmiş Faiz	Getiri (%)	FaizΔ Son İki İşgünü Arası			Fiyat Değ.			Hacim Ort.		Dur.	Konv.	PVBP * 100
												1G(Δ)	1H(Δ)	3A(Δ)	1G(Δ)	1H(Δ)	3A(Δ)	1H	3A			
TRFSRMD72232	Alnus Yatırım Menkul D		29/07/22	11/04/22			15.00	19/07/22	99.306		29	46			3			0.72	0.06	0.022	0.000	0.024
TRFOSMK72218	Osmanlı Yatırım Menku		29/07/22	29/04/22			60.00	22/07/22										0.00	0.00			
TRFVKFB72239	Türkiye Vakıflar Bankas		29/07/22	22/04/22			355.22	21/07/22	99.626		19							5.82	0.45			
TRFCGDF82216	Çağdaş Faktoring A.Ş.		01/08/22	18/05/22			20.10															
TRFFINF82222	Qnb Finans Faktoring A		01/08/22	18/04/22			113.65															
TRFKNTF82229	Kent Faktoring A.Ş.		01/08/22	07/06/22			22.70	15/06/22	96.710		30							0.03	0.00			
TRFLDFK82219	Lider Faktoring A.Ş.		02/08/22	13/05/22			20.00	07/07/22										0.18	0.01			
TRFISMD82230	İş Yatırım Menkul Değ		02/08/22	31/05/22			317.95	22/07/22										0.00	0.00			
TRFFNYM82217	Qnb Finans Yatırım Me		02/08/22	26/04/22			80.00															
TRFAKBK82216	Akbank T.A.Ş.		02/08/22	26/04/22			715.75	01/07/22										0.00	0.32			
TRFOYMD82210	Oyak Yatırım Menkul D		02/08/22	25/04/22			154.00	22/07/22										0.00	0.00			
TRFVFAS82217	Vakıf Faktoring A.Ş.		02/08/22	07/03/22			320.06	06/07/22										0.00	0.00	0.065	0.000	0.069
TRFISMD82214	İş Yatırım Menkul Değ		02/08/22	09/05/22			742.20	07/07/22										0.00	0.00			
TRFGRFA82210	Garanti Faktoring A.Ş.		02/08/22	15/04/22			170.60	29/06/22										1.90	0.15	0.083	0.000	0.088
TRFISMD82248	İş Yatırım Menkul Değ		02/08/22	02/06/22			230.00															
TRFISFA82214	İş Faktoring A.Ş.		02/08/22	03/03/22			164.00															
TRFTCMD82223	Tacirler Yatırım Menku		02/08/22	29/03/22			25.00	30/06/22	98.137		23							0.00	0.00			
TRFISKM82219	Işık Yatırım Menkul Değ		03/08/22	16/05/22			50.00	30/06/22	97.993		25							0.07	0.01			
TRFAKFT82218	Ak Faktoring A.Ş.		03/08/22	27/04/22			16.00	07/07/22										0.00	0.00			
TRFTAMF82214	Tam Finans Faktoring A		03/08/22	11/05/22			100.00	18/07/22										0.66	0.05			
TRFHZRF82215	Huzur Faktoring A.Ş.		03/08/22	11/05/22			10.00	23/05/22										0.00	0.00			
TRFATAM82215	Ata Yatırım Menkul Kıy		03/08/22	18/05/22			30.00															
TRFERTT82216	Ereğli Tekstil Turizm Sa		03/08/22	18/05/22			130.45		99.641		30	5		3				0.29	0.02			
TRFDZBK82218	Denizbank A.Ş.		03/08/22	13/04/22			100.00	30/06/22										5.65	0.44	0.083	0.000	0.088
TRFDZBK82226	Denizbank A.Ş.		03/08/22	15/04/22			100.00															
TRFISMD82263	İş Yatırım Menkul Değ		03/08/22	04/07/22			1000.00	06/07/22										0.00	0.00			
TRFDZBK82234	Denizbank A.Ş.		03/08/22	27/04/22			105.00															
TRFFNYM82233	Qnb Finans Yatırım Me		04/08/22	30/06/22			111.50	22/07/22	99.158		27							0.42	0.03			
TRFAKFK82225	Ak Finansal Kiralama A.		04/08/22	14/03/22			99.00															
TRFALNF82219	Alternatifbank A.Ş.		04/08/22	28/04/22			95.50															
TRFFNBK82219	Qnb Finansbank A.Ş.		05/08/22	29/04/22			103.00	09/05/22										2.74	0.21			
TRDFKT82212	Doruk Faktoring A.Ş.		05/08/22	29/04/22			90.00	20/07/22										0.00	0.00			
TRFSKMD82236	Şeker Yatırım Menkul D		05/08/22	01/06/22			18.05															
TRFAREN82219	Arena Finans Faktoring		05/08/22	06/05/22			14.00	05/07/22	99.045		38							0.42	0.03			
TRFSKMD82228	Şeker Yatırım Menkul D		05/08/22	20/05/22			13.26															
TRFGLMK82226	Global Menkul Değerle		05/08/22	07/06/22			19.06															
TRFGLMK82218	Global Menkul Değerle		05/08/22	24/05/22			40.00	22/07/22										0.00	0.00			
TRFEKOF82211	Eko Faktoring A.Ş.		05/08/22	12/05/22			31.90	18/07/22										0.00	0.00			
TRFDZBK82242	Denizbank A.Ş.		05/08/22	29/04/22			150.00	23/06/22										0.00	0.00			
TRFDZBK82267	Denizbank A.Ş.		05/08/22	11/05/22			80.00															
TRFDZBK82259	Denizbank A.Ş.		05/08/22	06/05/22			100.00															
TRFTHAL82212	Türkiye Halk Bankası A.		05/08/22	17/06/22			311.50															
TRFYKBK82216	Yapı Ve Kredi Bankası A		05/08/22	29/04/22			200.00	06/07/22										0.00	0.00			
TRFYKBK82232	Yapı Ve Kredi Bankası A		05/08/22	10/05/22			574.40	06/07/22										2.59	0.20			
TRFFFKR82211	Qnb Finans Finansal Kir		09/08/22	09/03/22			87.00	16/05/22										0.00	0.00	0.210	0.001	0.212



# Özel Sektör Tahvilleri (TL)

Kodu	Enstrüman	Kpn	Vade ↕	İhraç T.	Kpn Sıklık	Bir son. kupon t.	Toplam İhrac	Aynı Gün Valörlü Son İşlem Tarihi	Temiz Fiyat	Birikmiş Faiz	Getiri (%)	FaizΔ Son İki İşgünü Arası			Fiyat Değ.			Hacim Ort.		Dur.	Konv.	PVBP * 100
												1G(Δ)	1H(Δ)	3A(Δ)	1G(Δ)	1H(Δ)	3A(Δ)	1H	3A			
TRFFFKR82229	Qnb Finans Finansal Kir		09/08/22	19/04/22			167.50	06/07/22										0.00	0.00			
TRFAKYB82217	Aktif Yatırım Bankası A.		09/08/22	15/02/22			76.26															
TRFPHCM82222	Phillipcapital Menkul D		09/08/22	09/06/22			47.50															
TRFFNYM82225	Qnb Finans Yatırım Me		09/08/22	24/06/22			118.80															
TRFISKM82227	Işık Yatırım Menkul Değ		09/08/22	07/06/22			54.17	20/07/22										0.00	0.00			
TRFISMD82255	İş Yatırım Menkul Değ		09/08/22	10/06/22			195.91	06/07/22										0.00	0.00			
TRFYAKF82218	Yapı Kredi Faktoring A.		09/08/22	12/05/22			100.00											0.00	0.00			
TRFTEBF82219	Teb Faktoring A.Ş.		09/08/22	21/04/22			100.00															
TRFAKBK82232	Akbank T.A.Ş.		09/08/22	20/05/22			820.95	27/05/22										5.49	0.43			
TRFYKYM82214	Yapı Kredi Yatırım Men		10/08/22	11/05/22			280.20											4.12	0.32			
TRFINFM82210	İnfo Yatırım Menkul De		10/08/22	11/05/22			174.50	21/07/22	98.715		28	3		0				2.97	0.27			
TRFTCMD82231	Tacirler Yatırım Menku		11/08/22	31/03/22			25.00	30/06/22	97.661		26	65		0				1.40	0.30	0.100	0.001	0.107
TRFAKBK82265	Akbank T.A.Ş.		11/08/22	27/05/22			702.70	06/07/22	97.993		23							0.00	0.00			
TRFAKBK82257	Akbank T.A.Ş.		11/08/22	25/05/22			212.00	21/06/22										0.00	0.00			
TRFVKFB82212	Türkiye Vakıflar Bankası		12/08/22	13/05/22			114.78															
TRFSKMD82210	Şeker Yatırım Menkul D		12/08/22	13/05/22			27.17	06/07/22	98.041		22	-1		1				0.01	0.00			
TRFYKBK82240	Yapı Ve Kredi Bankası A		12/08/22	20/05/22			422.04															
TRFYKBK82257	Yapı Ve Kredi Bankası A		12/08/22	03/06/22			449.50	07/07/22										5.51	0.43			
TRFFNBK82235	Qnb Finansbank A.Ş.		12/08/22	20/05/22			682.08	14/06/22										0.00	0.00			
TRFDNFK82223	Deniz Finansal Kiralama		12/08/22	18/05/22			200.00															
TRFSUVY82216	Sümer Varlık Yönetim A		12/08/22	22/04/22			25.50	20/07/22										0.30	0.02			
TRFTISB82221	Türkiye İş Bankası A.Ş.		12/08/22	26/04/22			750.00	22/07/22										2.06	0.16			
TRFTISB82213	Türkiye İş Bankası A.Ş.		15/08/22	14/04/22			636.86															
TRFYAKF82226	Yapı Kredi Faktoring A.		15/08/22	23/05/22			111.00															
TRFHEKT82216	Hektaş Ticaret A.Ş.		16/08/22	12/05/22			165.00	07/07/22										0.00	0.00			
TRFAKFK82241	Ak Finansal Kiralama A.		16/08/22	18/05/22			103.00	24/06/22										0.00	0.00			
TRFA1CP82211	A1 Capital Yatırım Men		16/08/22	17/05/22			100.00		98.880		26	-1		2				0.91	0.07			
TRFAKFK82233	Ak Finansal Kiralama A.		16/08/22	11/05/22			155.00	06/07/22										0.00	0.00			
TRFTCMD82249	Tacirler Yatırım Menku		17/08/22	25/05/22			39.00	04/07/22										0.00	0.00			
TRFSUMF82214	Sümer Faktoring A.Ş.		17/08/22	23/03/22			12.08															
TRFERTT82224	Ereğli Tekstil Turizm Sa		17/08/22	24/06/22			75.00	18/07/22										0.00	0.00			
TRFKNTF82237	Kent Faktoring A.Ş.		17/08/22	23/06/22			16.00	22/07/22										0.00	0.00			
TRFDBNK82214	D Yatırım Bankası A.Ş.		18/08/22	14/06/22			60.00															
TRFNURL82220	Nurol Yatırım Bankası A		19/08/22	13/05/22			200.00	30/06/22	97.790		31							3.33	0.26			
TRFFNBK82250	Qnb Finansbank A.Ş.		19/08/22	03/06/22			528.70	22/07/22										0.00	0.00			
TRFTEBK82227	Türk Ekonomi Bankası		19/08/22	03/06/22			781.28	19/07/22										0.00	0.00			
TRFINGB82211	İng Bank A.Ş.		19/08/22	20/05/22			220.00		95.618		21							9.56	0.74			
TRFISFN82217	İş Finansal Kiralama A.Ş		19/08/22	21/02/22			20.00	06/07/22										0.00	0.00	0.108	0.001	0.113
TRFISFN82241	İş Finansal Kiralama A.Ş		19/08/22	20/05/22			200.00															
TRFISFN82233	İş Finansal Kiralama A.Ş		22/08/22	22/04/22			200.00	09/05/22										2.30	0.18			
TRFGVYO82214	Gelecek Varlık Yönetim		22/08/22	13/05/22			34.00															
TRFGVYO82222	Gelecek Varlık Yönetim		22/08/22	06/06/22			54.00	20/06/22										0.00	0.00			
TRFTPFC82213	Creditwest Faktoring A		22/08/22	27/05/22			13.00		98.192		27							0.28	0.02			
TRFPHCM82214	Phillipcapital Menkul D		23/08/22	24/05/22			50.00	06/06/22										0.00	0.00			
TRFVDTF82219	Volkswagen Doğuş Fina		23/08/22	13/05/22			402.58	21/07/22										0.14	0.01			



# Özel Sektör Tahvilleri (TL)

Kodu	Enstrüman	Kpn	Vade ↕	İhraç T.	Kpn Sıklık	Bir son. kupon t.	Toplam İhrac	Aynı Gün Valörlü Son İşlem Tarihi	Temiz Fiyat	Birikmiş Faiz	Getiri (%)	FaizΔ Son İki İşgünü Arası			Fiyat Değ.			Hacim Ort.		Dur.	Konv.	PVBP * 100	
												1G(Δ)	1H(Δ)	3A(Δ)	1G(Δ)	1H(Δ)	3A(Δ)	1H	3A				
TRFAKFT82226	Ak Faktoring A.Ş.		23/08/22	18/05/22			18.60																
TRFFFKR82245	Qnb Finans Finansal Kir		23/08/22	01/06/22			143.00																
TRFSKFH82215	Şeker Faktoring A.Ş.		24/08/22	01/06/22			17.75																
TRFYTFM82214	Yatırım Finansman Men		24/08/22	18/05/22			163.75	07/07/22										0.00	0.00				
TRFCGDF82224	Çağdaş Faktoring A.Ş.		24/08/22	17/06/22			12.50																
TRFHLLK82210	Halk Finansal Kiralama		24/08/22	18/05/22			150.00	22/07/22										0.00	0.00				
TRFTCMD82215	Tacirler Yatırım Menku		24/08/22	09/03/22			50.00	30/06/22	96.560		28	431		0			1.04	0.08					
TRFYKYM82222	Yapı Kredi Yatırım Men		24/08/22	25/05/22			100.00																
TRFINFM82228	İnfo Yatırım Menkul De		24/08/22	25/05/22			250.00	05/07/22									1.65	0.13					
TRFULFK82213	Ulusal Faktoring A.Ş.		24/08/22	09/06/22			15.00	07/07/22									0.00	0.00					
TRFNURL82212	Nurol Yatırım Bankası A		24/08/22	01/03/22			50.00																
TRFOYMD82228	Oyak Yatırım Menkul D		24/08/22	06/06/22			90.00	24/06/22									0.00	0.00					
TRFDNFK82249	Deniz Finansal Kiralama		24/08/22	10/06/22			200.00																
TRFSKFH82223	Şeker Faktoring A.Ş.		24/08/22	03/06/22			11.00	07/06/22	95.121		26						0.00	0.00					
TRFDNFK82231	Deniz Finansal Kiralama		24/08/22	25/05/22			17.00																
TRFHSSBC82211	Hsbc Bank A.Ş.		24/08/22	23/05/22			137.06																
TRFISMD82222	İş Yatırım Menkul Değ		25/08/22	26/05/22			108.01																
TRFAKDN82216	Akdeniz Faktoring A.Ş.		25/08/22	24/06/22			13.00		97.126		34						0.56	0.04					
TRFEKOF82229	Eko Faktoring A.Ş.		25/08/22	17/06/22			12.50																
TRFVSTL82215	Vestel Elektronik Sanay		25/08/22	09/03/22			109.57																
TRFSKFK82219	Şeker Finansal Kiralama		26/08/22	10/06/22			13.50	14/06/22	95.511		26						0.00	0.00					
TRFAKFK82217	Ak Finansal Kiralama A.		26/08/22	04/03/22			99.00																
TRFFNBK82243	Qnb Finansbank A.Ş.		26/08/22	27/05/22			102.33	01/06/22	95.264		23						2.99	0.23					
TRFYAKF82234	Yapı Kredi Faktoring A.		26/08/22	31/05/22			205.40	22/07/22									2.73	0.21					
TRFDZFK82219	Deniz Faktoring A.Ş.		26/08/22	30/05/22			100.00																
TRFSKFK82227	Şeker Finansal Kiralama		26/08/22	28/06/22			41.00	30/06/22	97.336		31	25		1			0.42	0.03					
TRFISFN82258	İş Finansal Kiralama A.Ş		29/08/22	15/06/22			300.00	08/07/22									0.00	0.00					
TRFVDTF82227	Volkswagen Doğu Fin		31/08/22	24/05/22			197.42	03/06/22	95.032		23						0.54	0.04					
TRFDZBK82283	Denizbank A.Ş.		31/08/22	01/06/22			101.00																
TRFDZBK82291	Denizbank A.Ş.		31/08/22	17/06/22			334.00	23/06/22									5.47	0.43					
TRFDZBK822A2	Denizbank A.Ş.		31/08/22	01/07/22			133.05																
TRFSUMF82222	Sümer Faktoring A.Ş.		31/08/22	28/04/22			17.80	14/07/22									0.01	0.00					
TRFATAM82223	Ata Yatırım Menkul Kıy		31/08/22	10/06/22			30.00										0.00	0.00					
TRFOSMK92216	Osmanlı Yatırım Menku		01/09/22	01/06/22			50.00	19/07/22									0.00	0.00					
TRFDBNK92213	D Yatırım Bankası A.Ş.		01/09/22	02/06/22			60.00																
TRFALNF92226	Alternatifbank A.Ş.		01/09/22	01/06/22			100.15	07/07/22									0.00	0.00					
TRFPHCM92221	Phillipcapital Menkul D		01/09/22	06/06/22			48.00	06/07/22									0.00	0.00					
TRFNURL92237	Nurol Yatırım Bankası A		01/09/22	23/06/22			100.00																
TRFCGDF92215	Çağdaş Faktoring A.Ş.		01/09/22	03/06/22			13.00																
TRFTAMF92213	Tam Finans Faktoring A		01/09/22	02/06/22			75.00	13/06/22									0.00	0.00					
TRFPHCM92213	Phillipcapital Menkul D		01/09/22	02/06/22			15.00	01/07/22									0.00	0.00					
TRFGRFA92219	Garanti Faktoring A.Ş.		01/09/22	31/05/22			339.90		95.223		24						4.08	0.32					
TRFINFM92227	İnfo Yatırım Menkul De		02/09/22	01/07/22			150.00	13/07/22	96.426		35						0.69	0.05					
TRFLDFK92218	Lider Faktoring A.Ş.		02/09/22	03/06/22			17.20	04/07/22									0.00	0.00					
TRFEKOF92210	Eko Faktoring A.Ş.		02/09/22	06/06/22			15.00	04/07/22									0.00	0.00					



## Özel Sektör Tahvilleri (TL)

Kodu	Enstrüman	Kpn	Vade ↕	İhraç T.	Kpn Sıklık	Bir son. kupon t.	Toplam İhrac	Aynı Gün Valörlü Son İşlem Tarihi	Temiz Fiyat	Birikmiş Faiz	Getiri (%)	FaizΔ Son İki İşgünü Arası			Fiyat Değ.			Hacim Ort.		Dur.	Konv.	PVBP * 100	
												1G(Δ)	1H(Δ)	3A(Δ)	1G(Δ)	1H(Δ)	3A(Δ)	1H	3A				
TRFGLMK92225	Global Menkul Değerle		13/09/22	01/07/22			19.52																
TRFNURL92229	Nurol Yatırım Bankası A		13/09/22	08/06/22			100.00	27/06/22	95.843		24	0			0			4.04	0.31				
TRDHVKA92230	Halk Varlık Kiralama A.Ş.		13/09/22	16/06/22			200.00	19/07/22										0.04	0.00				
TRFDNFK92255	Deniz Finansal Kiralama		14/09/22	15/06/22			100.00																
TRFYKYM92221	Yapı Kredi Yatırım Men		14/09/22	15/06/22			258.00																
TRFTEBF92226	Teb Faktoring A.Ş.		14/09/22	15/06/22			100.00	20/06/22										0.00	0.00				
TRFAKFT92225	Ak Faktoring A.Ş.		14/09/22	14/06/22			10.10																
TRFDNFK92263	Deniz Finansal Kiralama		14/09/22	24/06/22			112.00																
TRFAKDN92223	Akdeniz Faktoring A.Ş.		14/09/22	10/06/22			26.00	14/06/22	96.365		30	50			3			0.41	0.03				
TRFAKFT92217	Ak Faktoring A.Ş.		14/09/22	02/06/22			15.00											0.00	0.00				
TRFOSMK92224	Osmanlı Yatırım Menku		14/09/22	30/06/22			50.00																
TRFKORT92213	Korteks Mensucat San		14/09/22	24/03/22			71.87	14/04/22										0.00	0.00				
TRFTISB92212	Türkiye İş Bankası A.Ş.		14/09/22	09/05/22			1100.00	06/07/22										2.20	0.17				
TRFOTKO92210	Otokoç Otomotiv Tic V		15/09/22	28/03/22			500.00	28/06/22										0.00	0.00	0.192	0.001	0.195	
TRFALNF92242	Alternatifbank A.Ş.		15/09/22	30/06/22			55.50																
TRFFBFK92214	Fiba Faktoring A.Ş.		15/09/22	16/06/22			100.00	13/07/22										0.00	0.00				
TRFSUMF92239	Sümer Faktoring A.Ş.		15/09/22	01/07/22			20.20																
TRFDBNK92221	D Yatırım Bankası A.Ş.		15/09/22	14/06/22			25.00	07/07/22	95.077		30	354	360		-1	0		2.84	0.22				
TRFYKKBK92249	Yapı Ve Kredi Bankası A		16/09/22	01/07/22			1000.00																
TRFFNBK92242	Qnb Finansbank A.Ş.		16/09/22	24/06/22			162.10																
TRFYKKBK92231	Yapı Ve Kredi Bankası A		16/09/22	27/06/22			129.50																
TRFTAMF92221	Tam Finans Faktoring A		16/09/22	14/06/22			51.00	06/07/22	94.623		32							0.10	0.01				
TRFSKFH92222	Şeker Faktoring A.Ş.		16/09/22	17/06/22			9.78																
TRFSUVY92215	Sümer Varlık Yönetim A		16/09/22	13/04/22			17.77																
TRFTCMD92214	Tacirler Yatırım Menku		19/09/22	20/06/22			50.00	04/07/22										0.00	0.00				
TRFISFA92213	İş Faktoring A.Ş.		19/09/22	21/06/22			450.00	08/07/22										0.00	0.00				
TRFAKKBK92231	Akbank T.A.Ş.		19/09/22	01/07/22			1834.19	21/07/22										0.00	0.00				
TRFVFAS92216	Vakıf Faktoring A.Ş.		20/09/22	22/06/22			281.00		94.560		28							6.75	0.53				
TRFGRFA92235	Garanti Faktoring A.Ş.		21/09/22	17/06/22			172.80	29/06/22										0.00	0.00				
TRFHBC92228	Hsbc Bank A.Ş.		21/09/22	22/06/22			145.00	19/07/22	95.962		27							0.69	0.05				
TRFFFKR92236	Qnb Finans Finansal Kir		21/09/22	28/06/22			131.10																
TRFPHCM92239	Phillipcapital Menkul D		22/09/22	29/06/22			33.06	21/07/22										0.00	0.00				
TRFTEBF92234	Teb Faktoring A.Ş.		23/09/22	24/06/22			59.97																
TRFSKFH92230	Şeker Faktoring A.Ş.		23/09/22	01/07/22			42.50	05/07/22	94.218		31							0.00	0.00				
TRFAREN92218	Arena Finans Faktoring		26/09/22	27/06/22			30.00																
TRFISFN92232	İş Finansal Kiralama A.Ş.		27/09/22	27/06/22			250.00																
TRFAKYM92213	Ak Yatırım Menkul Değ		27/09/22	22/04/22			316.12	05/07/22										7.54	0.59				
TRFDNFK92271	Deniz Finansal Kiralama		28/09/22	29/06/22			250.00																
TRFZORN92222	Zorlu Enerji Elektrik Ür		29/09/22	24/02/22			107.39	27/04/22										0.25	0.02				
TRFSUMF92213	Sümer Faktoring A.Ş.		29/09/22	27/05/22			10.50																
TRFSUMF92221	Sümer Faktoring A.Ş.		29/09/22	08/06/22			10.92																
TRFHFK92219	Halk Finansal Kiralama		29/09/22	29/06/22			100.20																
TRFNURL92252	Nurol Yatırım Bankası A		30/09/22	01/07/22			50.00																
TRFTAMFE2217	Tam Finans Faktoring A		03/10/22	04/07/22			60.40	18/07/22										0.00	0.00				
TRFA1CPE2211	A1 Capital Yatırım Men	0.00	03/10/22	07/04/22		03/10/22	50.00	08/06/22	95.184	0.00	27	3			2			4.38	0.34	0.282	0.002	0.273	





## Özel Sektör Tahvilleri (TL)

Kodu	Enstrüman	Kpn	Vade ↕	İhraç T.	Kpn Sıklık	Bir son. kupon t.	Toplam İhrac	Aynı Gün Valörlü Son İşlem Tarihi	Temiz Fiyat	Birikmiş Faiz	Getiri (%)	FaizΔ Son İki İşgünü Arası			Fiyat Değ.			Hacim Ort.		Dur.	Konv.	PVBP * 100	
												1G(Δ)	1H(Δ)	3A(Δ)	1G(Δ)	1H(Δ)	3A(Δ)	1H	3A				
TRFTERA52318	Tera Yatırım Menkul De		29/05/23	30/05/22			25.00	22/07/22	100.000							0			3.31	0.26			
TRFMARB62318	Marbaş Menkul Değerl		13/06/23	15/06/22			50.00																

### Özel Sektör Tahvilleri

### Özel Sektör Tahvilleri (Kot içi)

TRSENSA72211	Enerjisa Enerji A.Ş.	5.00	26/07/22	01/08/17	2.00	26/07/22	335.00	08/07/22		2.32								0.00	0.28	0.035	0.000	0.054	
TRSVSTL82218	Vestel Elektronik Sanay	22.01	01/08/22	30/07/21	4.00	01/08/22	165.00	02/06/22		2.23								2.64	0.35			0.166	
TRSORFN82210	Orfin Finansman A.Ş.	10.20	02/08/22	24/07/20	4.00	02/08/22	75.00																
TRSNHOL82219	Nurol Holding A.Ş.	22.00	04/08/22	06/05/21	4.00	03/08/22	150.00	28/06/22		3.38								3.78	0.35	0.086	0.000	0.097	
TRSZORN92217	Zorlu Enerji Elektrik Ür	24.50	02/09/22	09/07/21	4.00	02/09/22	38.14	09/06/22	101.000	4.36					-1			0.46	0.04			0.076	
TRSKFTF92219	Koç Fiat Kredi Finansm	17.95	09/09/22	12/03/21	2.00	09/09/22	75.00																
TRSNURL92222	Nurol Yatırım Bankası A		13/09/22	11/09/20			50.00																
TRSAKBK92218	Akbank T.A.Ş.		14/09/22	14/07/21			54.52	20/07/22										0.00	0.03				
TRSGRAN92216	Türkiye Garanti Bankas		14/09/22	09/09/21			279.07																
TRSKORT92216	Korteks Mensucat Sana	25.00	14/09/22	29/06/21	4.00	14/09/22	72.91	04/07/22		0.48								0.58	0.15				
TRSNHOL92218	Nurol Holding A.Ş.	16.75	23/09/22	25/09/20	4.00	23/09/22	250.00																
TRSKRSNE2216	Karsan Otomotiv Sanay	25.76	03/10/22	05/10/20	4.00	03/10/22	22.65	13/10/20										0.41	0.03				
TRSZORNE2213	Zorlu Enerji Elektrik Ür	25.50	13/10/22	19/08/21	4.00	16/08/22	111.37	18/07/22		4.40								0.07	0.04	-0.053	0.002	0.079	
TRSKCTFE2212	Koç Finansman A.Ş.	20.30	13/10/22	14/07/21		13/10/22	150.00	18/07/22		20.58								0.00	0.00				
TRSYKBKE2219	Yapı Ve Kredi Bankası A	14.33	14/10/22	20/08/21	12.00	02/09/22	181.05	05/07/22	100.172	1.03					0			1.74	0.25	0.009	0.000	0.269	
TRSTHALE2211	Türkiye Halk Bankası A.		21/10/22	10/09/21	6.00	24/08/22	180.00	18/11/21	103.875						2			0.74	0.06			0.133	
TRSKORTE2214	Korteks Mensucat Sana	24.00	27/10/22	07/10/21	4.00	27/10/22	169.20	30/06/22	100.000	5.59								1.90	0.15	0.061	0.000	0.017	
TRSKCTFK2222	Koç Finansman A.Ş.	18.50	03/11/22	18/10/21		03/11/22	70.00	24/01/22		5.02								1.44	0.11	0.703	0.008	0.688	
TRSORFNK2219	Orfin Finansman A.Ş.	16.00	03/11/22	22/04/21	4.00	26/07/22	106.00	16/05/22	101.200	0.90								2.77	0.22			0.451	
TRSAKBK2219	Akbank T.A.Ş.		14/11/22	22/09/21			183.62	20/07/22										0.00	0.10				
TRSDZBKK2219	Denizbank A.Ş.		15/11/22	13/10/21			64.23	21/07/22	94.473		19		1		-4	0	4.06	0.49	0.25	0.291	0.002	0.284	
TRSERYPK2216	Eryap Mühendislik İnşa	29.44	17/11/22	21/11/19	2.00	17/11/22	125.00																
TRSMCBFK2212	Mercedes-Benz Finans	20.75	18/11/22	21/05/21	2.00	18/11/22	200.00																
TRSZORNK2215	Zorlu Enerji Elektrik Ür	25.00	24/11/22	23/09/21	4.00	20/09/22	110.27	13/12/21	101.500	5.68					0			2.09	0.16	0.020	0.005	0.021	
TRSTPRSK2217	Tüpraş-Türkiye Petrol F	15.90	28/11/22	30/11/20	4.00	29/08/22	500.00	07/07/22		1.69								0.00	0.12				
TRSNURLK2213	Nurol Yatırım Bankası A		28/11/22	26/11/20			50.00	07/04/22										0.07	0.01				
TRSERYPK2224	Eryap Mühendislik İnşa	29.08	30/11/22	04/12/19	2.00	30/11/22	125.00																
TRSKFTFK2211	Koç Fiat Kredi Finansm	17.90	30/11/22	05/11/21		30/11/22	150.00	20/06/22		11.18								0.00	0.00	0.409	0.004	0.457	
TRSKCTFA2216	Koç Finansman A.Ş.	17.80	01/12/22	09/11/21		01/12/22	200.00	26/01/22	99.740	3.85	18		0		0			0.50	0.04				
TRSIGYA2214	İş Gayrimenkul Yatırım	0.00	09/12/22	15/11/21		09/12/22	78.65	15/02/22	96.888		21		1		0			7.85	0.61				
TRSKORTA2218	Korteks Mensucat Sana		14/12/22	02/12/21			59.74	13/05/22	90.487		19							7.49	0.58	0.533	0.005	0.476	
TRSARENA2218	Arena Finans Faktoring	28.37	26/12/22	28/12/20	4.00	26/09/22	15.50	23/06/22	100.000	6.86					0			0.05	0.00			0.009	



## Özel Sektör Tahvilleri (TL)

Kodu	Enstrüman	Kpn	Vade ↕	İhraç T.	Kpn Sıklık	Bir son. kupon t.	Toplam İhrac	Aynı Gün Valörlü Son İşlem Tarihi	Temiz Fiyat	Birikmiş Faiz	Getiri (%)	FaizΔ Son İki İşgünü Arası			Fiyat Değ.			Hacim Ort.		Dur.	Konv.	PVBP * 100	
												1G(Δ)	1H(Δ)	3A(Δ)	1G(Δ)	1H(Δ)	3A(Δ)	1H	3A				
TRSERYP12313	Eryap Mühendislik İnş	26.53	11/01/23	15/01/20	2.00	11/01/23	75.00																
TRSZORN12314	Zorlu Enerji Elektrik Ür	31.50	13/01/23	12/01/22	12.00	15/08/22	54.30	25/03/22		1.21								0.00	0.00				
TRSTPRS12313	Tüpraş-Türkiye Petrol F	15.99	20/01/23	22/01/21	4.00	24/10/22	290.00	14/07/22		3.65								0.14	0.04				0.506
TRSNURL12311	Nurol Yatırım Bankası A		20/01/23	28/07/21			155.00	15/09/21	81.374		19					2		0.46	0.04	1.232	0.021		0.844
TRSPLDG12315	Palgaz Doğalgaz Dağıtır	19.50	25/01/23	27/01/21	4.00	27/07/22	200.00	10/06/22	104.165	2.47						2	0.73	1.20	0.96				0.588
TRSKFTF12316	Koç Fiat Kredi Finansm	20.35	26/01/23	29/07/21		26/01/23	65.00	01/06/22		17.17								0.26	0.02	0.597	0.006		0.675
TRSAKBK12315	Akbank T.A.Ş.		30/01/23	07/12/21			51.35	20/07/22										0.00	0.03				
TRSKFTF22315	Koç Fiat Kredi Finansm	24.50	01/02/23	26/01/22		01/02/23	140.00	29/03/22		4.23								0.50	0.04				
TRSZORN22313	Zorlu Enerji Elektrik Ür	24.00	02/02/23	11/11/21	4.00	09/08/22	243.32	29/06/22	100.182	3.29								2.66	1.02				0.111
TRSORFN22323	Orfin Finansman A.Ş.	15.82	03/02/23	06/08/21	4.00	09/08/22	121.00	07/07/22		2.54								0.26	0.10				0.567
TRSTPRS22312	Tüpraş-Türkiye Petrol F	15.86	03/02/23	05/02/21	4.00	05/08/22	1100.00	14/07/22		3.16								0.19	0.69				
TRSAYGZ22312	Aygaz A.Ş.	24.00	03/02/23	31/01/22		03/02/23	150.00																
TRSARCL22323	Arçelik A.Ş.	0.00	07/02/23	02/02/22		07/02/23	700.00	30/03/22										0.00	0.00	0.857	0.012		0.852
TRSORFN22315	Orfin Finansman A.Ş.	15.97	07/02/23	11/02/21	4.00	09/08/22	43.00	28/06/22	102.100	2.17								0.00	0.07				
TRSARCL22315	Arçelik A.Ş.	15.88	10/02/23	12/02/21	4.00	12/08/22	1200.00	13/07/22		2.69								0.12	0.37				
TRSYAZI22318	Ag Anadolu Grubu Hold	0.00	14/02/23	04/02/22		14/02/23	250.00	07/04/22										0.00	0.00				
TRSOPAS22319	Opet Petrolcülük A.Ş.	16.00	17/02/23	19/02/21	4.00	19/08/22	500.00	14/07/22		2.58								0.59	0.12				0.563
TRSENSA22315	Enerjisa Enerji A.Ş.	15.90	21/02/23	23/02/21	4.00	23/08/22	400.00	20/07/22		2.52								0.00	0.24				0.567
TRSKCTF22312	Koç Finansman A.Ş.		24/02/23	26/02/21	4.00	26/08/22	125.00	19/07/22										0.00	0.00				
TRSKORT32311	Korteks Mensucat Sana	31.00	02/03/23	02/02/22	12.00	19/08/22	77.05																
TRSIGY32319	İş Gayrimenkul Yatırım	21.49	02/03/23	25/02/22		02/03/23	90.00																
TRSKCTF32311	Koç Finansman A.Ş.	30.03	03/03/23	01/09/21		03/03/23	80.00	31/03/22		17.44								0.02	0.01	0.819	0.010		0.861
TRSKCTF32329	Koç Finansman A.Ş.	21.00	10/03/23	28/02/22		10/03/23	50.00																
TRSZORN32312	Zorlu Enerji Elektrik Ür	31.00	16/03/23	24/02/22	12.00	27/07/22	99.75	12/04/22	100.000	1.36						0		0.03	0.00	-0.122	0.001		0.038
TRSKORT32329	Korteks Mensucat Sana	31.00	16/03/23	24/02/22	12.00	27/07/22	23.54																
TRSGRFK32316	Garanti Finansal Kirala		17/03/23	10/03/22			101.30	14/03/22										0.00	0.00				
TRSENSA32314	Enerjisa Enerji A.Ş.	5.00	30/03/23	05/04/18	2.00	29/09/22	162.00	17/06/22		1.11								3.14	0.83	0.554	0.007		1.013
TRSVSTL42311	Vestel Elektronik Sana	24.62	12/04/23	09/03/22	4.00	05/09/22	160.86	25/05/22	99.501	5.26								0.19	0.02	-0.059	-0.002		0.034
TRSEVA42318	Deva Holding A.Ş.	16.56	13/04/23	14/04/21	4.00	13/10/22	100.00	13/07/22										0.00	0.02				0.727
TRSTATK42315	Tat Gıda Sanayi A.Ş.	19.00	18/04/23	20/10/21		18/04/23	50.00	03/02/22	99.424	5.57	18				0			1.82	0.14	1.107	0.017		1.030
TRSARCL42313	Arçelik A.Ş.	15.80	27/04/23	29/04/21	4.00	28/07/22	300.00	28/06/22		2.66								0.50	0.11				
TRSINGB52316	Ing Bank A.Ş.		02/05/23	29/04/22			280.00																
TRSYAZI52315	Ag Anadolu Grubu Hold	16.20	04/05/23	06/05/21	4.00	04/08/22	300.00	14/07/22		3.28								0.06	0.16				
TRSTHAL52317	Türkiye Halk Bankası A		04/05/23	05/05/20			300.00	31/05/22	135.000		-26					17		0.48	0.04				
TRSKORT52319	Korteks Mensucat Sana		04/05/23	24/03/22			49.46																
TRSALJF52312	Alj Finansman A.Ş.		05/05/23	28/04/22			100.00	06/05/22										0.00	0.00				
TRSGRFK52314	Garanti Finansal Kirala		05/05/23	29/04/22			300.90																
TRSTATK52314	Tat Gıda Sanayi A.Ş.		15/05/23	12/05/22			100.00																
TRSKORT52327	Korteks Mensucat Sana		18/05/23	27/04/22			25.00																
TRSZORN52328	Zorlu Enerji Elektrik Ür		18/05/23	27/04/22			38.46																
TRSZORN52310	Zorlu Enerji Elektrik Ür		18/05/23	07/04/22			42.81																
TRSYAZI52323	Ag Anadolu Grubu Hold		24/05/23	11/05/22			200.00	27/05/22										0.00	0.00				
TRSINGB52324	Ing Bank A.Ş.		30/05/23	27/05/22			148.03																
TRSVEST62314	Vestel Beyaz Eşya Sana		07/06/23	09/06/21			265.00	14/06/22										3.62	0.38				
TRSAKBK62310	Akbank T.A.Ş.		14/06/23	20/04/22			87.10	20/07/22										0.02	0.00				

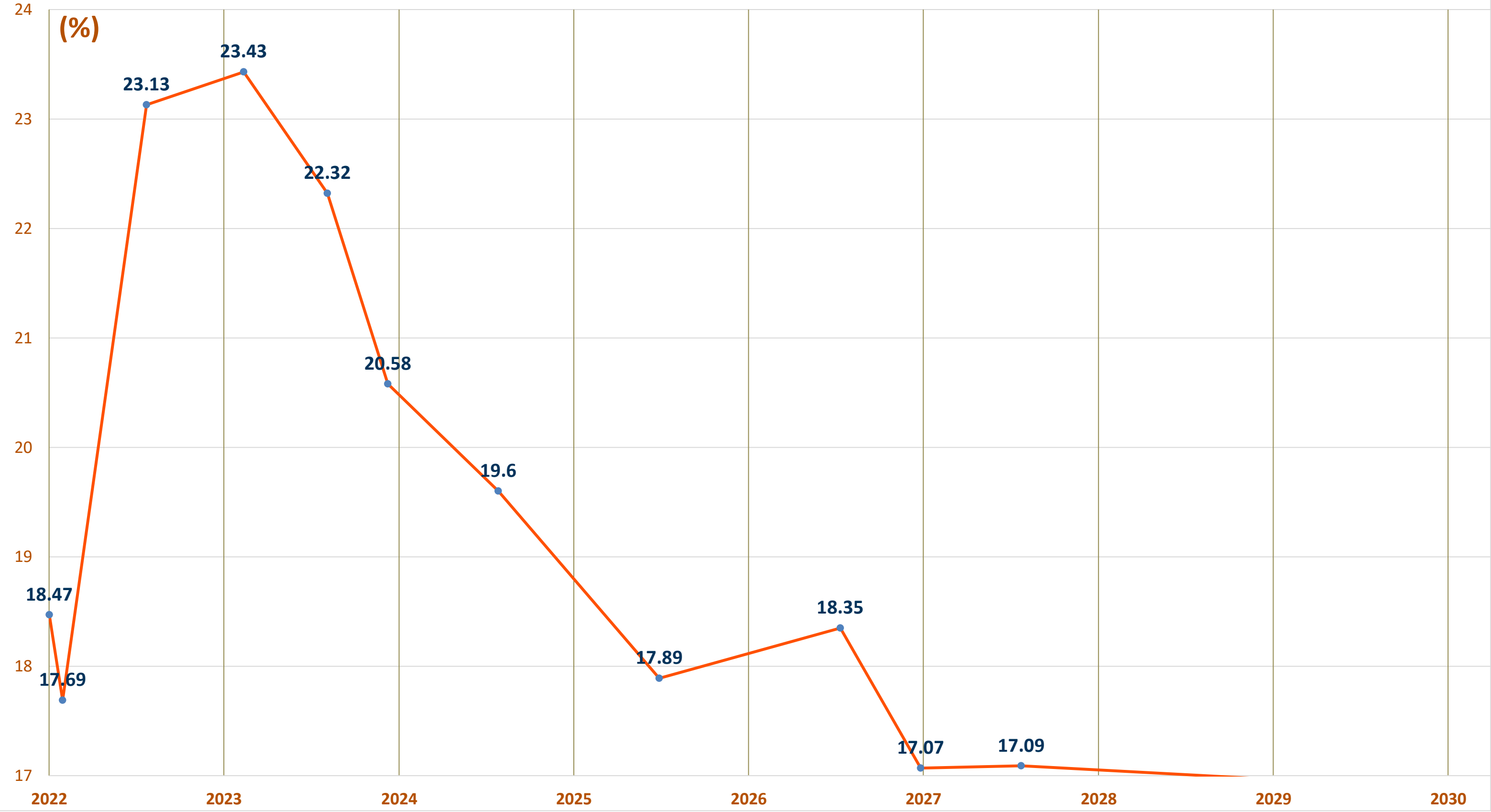






## Devlet İ Borlanma Senetleri Verim Eđrisi

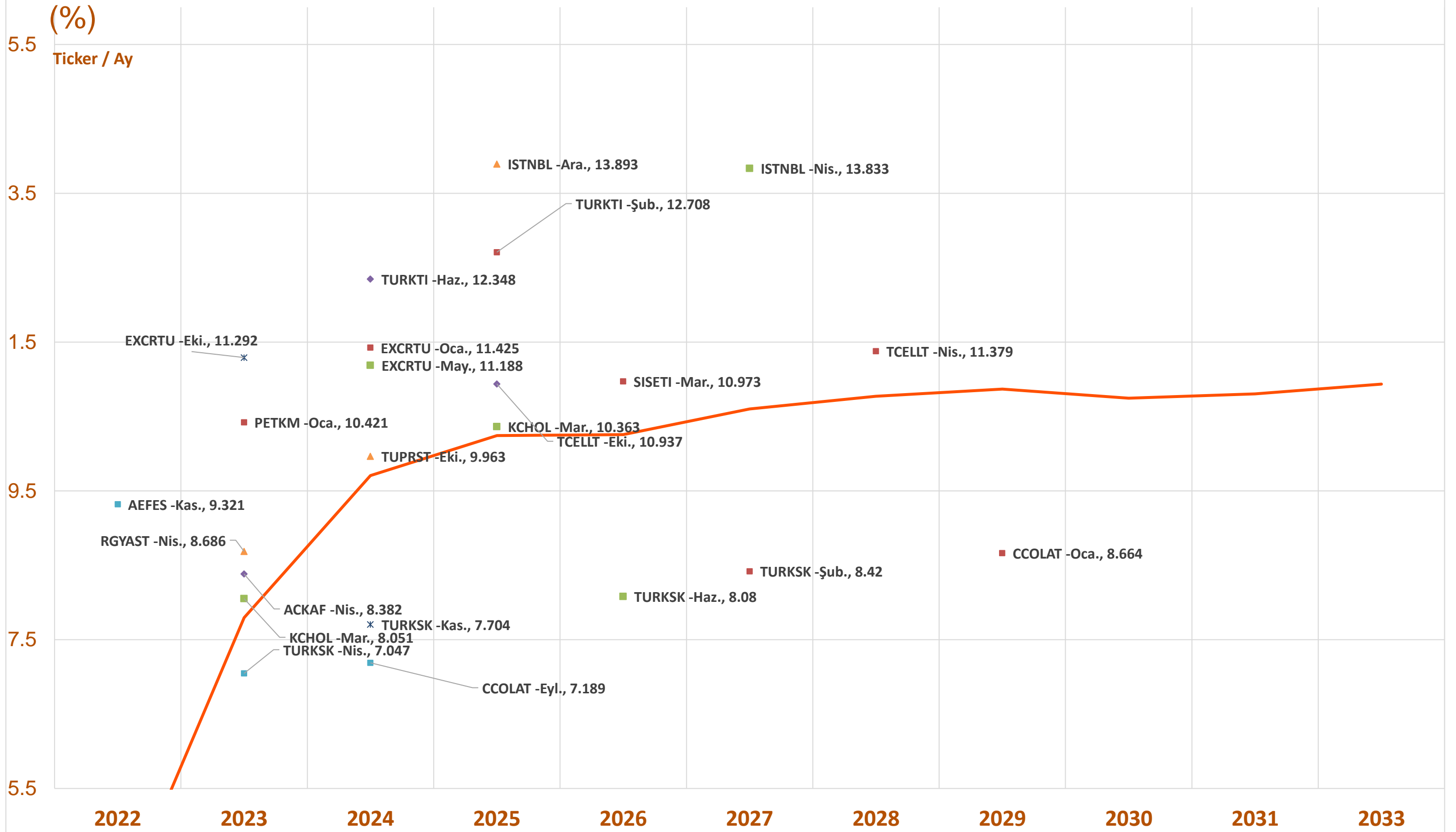
İŐ YATIRIM ₺



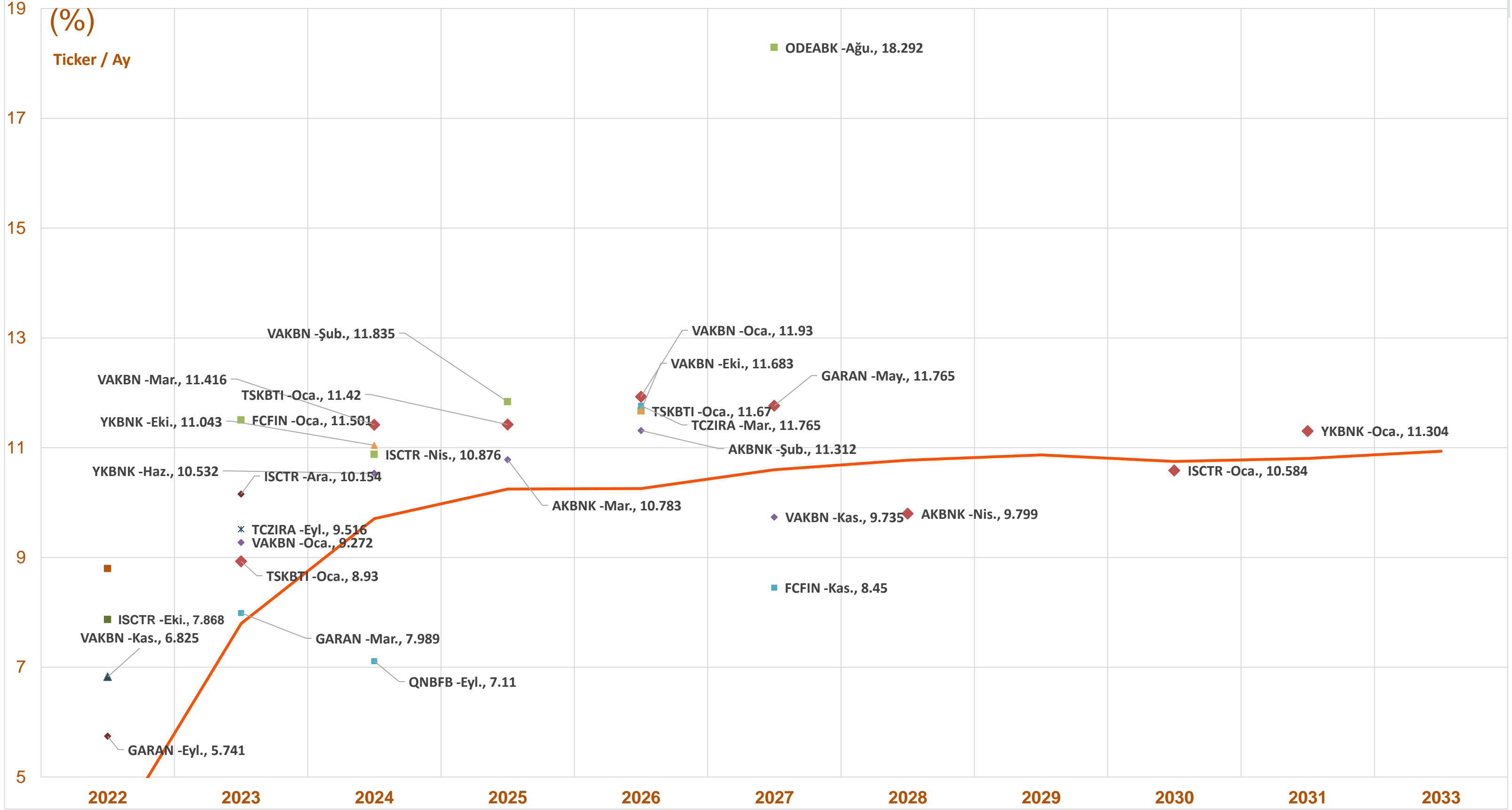


## Devlet ve Özel Sektör Finans Dışı Türk Eurobondları Verim Eğrisi

İŞ YATIRIM \$



## Devlet ve Özel Sektör Finans Sektörü Türk Eurobondları Verim Eğrisi



## Kredi Notları -Türk ve Yurtdışı Devlet ve Özel Sektör Eurotahvilleri

İŞ YATIRIM

[Rapor Terimlerini Açıklayıcı Doküman](#)

Ülke ve Şirket Görünüm & Notları					Moody's			Fitch			S&P		
ISIN	Ticker	Vade ↕	Kur	Getiri (%)	Rating	Uzun Dönem YP	Görünüm	Rating	Uzun Dönem YP	Görünüm	Rating	Uzun Dönem YP	Görünüm
<b>TURKEY</b>													
USM8931TAF68	GARAN 5.25 22	09/2022	USD	5.74	B2		NEG	B		NEG			NR
XS1684378208	EXCRTU 4.25 22	09/2022	USD	3.70	B2	B2	NEG	B		NEG			NR
US900123BZ27	TURKEY 6.25 22	09/2022	USD	3.79	B2	B2	NEG	B		NEG	NR	B+u	NEG
XS0847042024	ISCTR 6 22	10/2022	USD	7.87	Caa2		NEG	B-		NEG			NR
USM0375YAK49	AKBNK 5 22	10/2022	USD	6.63	B2		NEG	B		NEG			
XS0848940523	AEFES 3.375 22	11/2022	USD	9.32	WR						BBB- *-	BBB- *-	
XS0849728190	VAKBN 6 22	11/2022	USD	6.83	Caa3	WR	NEG	CCC+		NEG			NR
XS0861979440	YKBNK 5.5 22	12/2022	USD	8.80	Caa1		NEG	B-					NR
XS1750996206	TSKBTI 5.5 23	01/2023	USD	8.93	B3		NEG	B					
XS1711581337	FCFIN 6 23	01/2023	USD	11.50									
XS1747548532	PETKM 5.875 23	01/2023	USD	10.42	B2 *-			B					B+ NEG
XS1760780731	VAKBN 5.75 23	01/2023	USD	9.27	B2	WR	NEG	B		NEG			NR
XS1379145656	KCHOL 5.25 23	03/2023	USD	8.05	B2		NEG				B+	B+	NEG
XS1576037284	GARAN 5.875 23	03/2023	USD	7.99	B2		NEG	B		NEG			NR
XS1788516679	YKBNK 6.1 23	03/2023	USD	10.25	B2		NEG	B					NR
US900123CA66	TURKEY 3.25 23	03/2023	USD	6.66	B2	B2	NEG	B		NEG		B+u	NEG
XS0910932788	ACKAF 5 23	04/2023	USD	8.38				BB-		NEG	BB+	BB+	NEG
XS1586385178	TURKSK 5.004 23	04/2023	USD	7.05	B2		NEG	B					
XS1057340009	TURKEY 4.125 23	04/2023	EUR	3.65	B2	B2	NEG	BB-		NEG		B+u	NEG
XS1807502668	RGYAST 7.25 23	04/2023	USD	8.69	Caa2		NEG	B		NEG			
XS1691349010	TCZIRA 5.125 23	09/2023	USD	9.52	B2		NEG	B					NR
XS1496463297	EXCRTU 5.375 23	10/2023	USD	11.29	B2	B2	NEG	B		NEG			NR
XS1003016018	ISCTR 7.85 23	12/2023	USD	10.15	Caa3		NEG	B-		NEG			NR
US900123CR91	TURKEY 7.25 23	12/2023	USD	7.80	B2	B2	NEG	B		NEG		B+u	NEG
XS1917720911	EXCRTU 8.25 24	01/2024	USD	11.43	B2	B2	NEG	B		NEG			NR
US900123CF53	TURKEY 5.75 24	03/2024	USD	9.71	B2	B2	NEG	B		NEG		B+u	NEG
XS1970705528	VAKBN 8.125 24	03/2024	USD	11.42	B2	WR	NEG	B		NEG			NR
XS1578203462	ISCTR 6.125 24	04/2024	USD	10.88	B3		NEG	B		NEG			NR
XS1814962582	EXCRTU 6.125 24	05/2024	USD	11.19	B2	B2	NEG	B		NEG			NR
XS1028951264	TURKI 4.875 24	06/2024	USD	12.35				B		NEG	B+	B+	NEG
XS1634372954	YKBNK 5.85 24	06/2024	USD	10.53	B2		NEG	B					NR
US900123CV04	TURKEY 6.35 24	08/2024	USD	9.99	B2	B2	NEG	B		NEG		B+u	NEG
XS1959391019	QNBFB 6.875 24	09/2024	USD	7.11	B2		NEG	B		NEG			
XS1577950402	CCOLAT 4.215 24	09/2024	USD	7.19	WR			BBB-		POS		BBB- *-	
JP579200AEM8	TURKEY 1.05 24	09/2024	JPY	1.40		B2	NEG			NEG		B+u	NEG
XS1958649854	YKBNK 8.25 24	10/2024	USD	11.04	B2		NEG	B					NR
XS1686704948	TUPRST 4.5 24	10/2024	USD	9.96	B2		NEG	B		NEG			
US900123CW86	TURKEY 5.6 24	11/2024	USD	10.29	B2	B2	NEG	B		NEG		B+u	NEG
XS2071397850	MERSIN 5.375 24	11/2024	USD	9.74							B+	B+	NEG
XS1141043296	TURKSK 4.489 24	11/2024	USD	7.70	B2		NEG	B					
XS2100270508	TSKBTI 6 25	01/2025	USD	11.42	B3		NEG	B		NEG			
XS2112797290	VAKBN 5.25 25	02/2025	USD	11.84	B2	WR	NEG	B		NEG			NR
US900123AW05	TURKEY 7.375 25	02/2025	USD	10.23	B2	B2	NEG	B		NEG	NR	B+u	NEG
XS1955059420	TURKI 6.875 25	02/2025	USD	12.71				B		NEG	B+	B+	NEG
XS1961766596	KCHOL 6.5 25	03/2025	USD	10.36	B2		NEG				B+	B+	NEG
US900123CX69	TURKEY 4.25 25	03/2025	USD	10.10	B2	B2	NEG	B		NEG		B+u	NEG
XS1210422074	AKBNK 5.125 25	03/2025	USD	10.78	B2		NEG	B		NEG			
XS1843443356	TURKEY 4.625 25	03/2025	EUR	7.41	B2	B2	NEG	B		NEG		B+u	NEG
XS1629918415	TURKEY 3.25 25	06/2025	EUR	7.40	B2	B2	NEG	B		NEG		B+u	NEG
US900123CZ18	TURKEY 6.375 25	10/2025	USD	10.24	B2	B2	NEG	B		NEG		B+u	NEG
XS1298711729	TCELLT 5.75 25	10/2025	USD	10.94	B2u		NEG	B		NEG	B+	B+	NEG
XS2241387500	ULKER 6.95 25	10/2025	USD	17.43				B *-			B		B NEG
XS2010029234	ISTNBL 6.375 25	12/2025	USD	13.89	B2		NEG	B		NEG			NR
XS2266963003	VAKBN 6.5 26	01/2026	USD	11.93	B2	WR	NEG	B		NEG			NR
XS2281369301	TSKBTI 5.875 26	01/2026	USD	11.67	B3		NEG	B		NEG			
US900123DB31	TURKEY 4.75 26	01/2026	USD	10.41	B2	B2	NEG	B		NEG		B+u	NEG
XS2131335270	AKBNK 6.8 26	02/2026	USD	11.31	B2		NEG	B		NEG			
XS1909184753	TURKEY 5.2 26	02/2026	EUR	7.74	B2	B2	NEG	B		NEG		B+u	NEG
XS2274089288	TCZIRA 5.375 26	03/2026	USD	11.77	B2		NEG	B		NEG			NR
XS1961010987	SİSETI 6.95 26	03/2026	USD	10.97	B2		NEG	B		NEG			NR
US900123CJ75	TURKEY 4.25 26	04/2026	USD	10.26	B2	B2	NEG	B		NEG		B+u	NEG
XS2337336445	PGSUST 9.25 26	04/2026	USD	12.19				B+		NEG	B	B	STABLE
XS2346972263	ACKAF 3 26	05/2026	EUR	8.40				BB-		NEG	BB+	BB+	NEG

Moody's	S&P	Fitch	Açıklama
---------	-----	-------	----------

Moody's	S&P	Fitch	Açıklama
Aaa	AAA	AAA	Minimal Kredi Riski
Aa1	AA+	AA+	
Aa2	AA	AA	
Aa3	AA-	AA-	Çok Düşük Kredi Riski
A1	A+	A+	
A2	A	A	Düşük Kredi Riski
A3	A-	A-	
Baa1	BBB+	BBB-	Yönetilebilir Kredi Riski
Baa2	BBB	BBB-	
Baa3	BBB-	BBB-	
Ba1	BB+	BB+	Önemli Kredi Riski
Ba2	BB	BB	
Ba3	BB-	BB-	
B1	B+	B+	Yüksek Kredi Riski
B2	B	B	
B3	B-	B-	Çok Yüksek Kredi Riski
Caa1	CCC+	CCC+	
Caa2	CCC	CCC	
Caa3	CCC-	CCC-	Geri döndürülebilir default
Ca	CC	CC	
C	C	C	Çok düşük ihtimal geri döndürülebilir iflas
/	D	DD	
		D	
NR	NR	NR	Değerleme Yapılmıyor

\*Kaynak: Bloomberg, İş Yatırım.

## Kredi Notları -Türk ve Yurtdışı Devlet ve Özel Sektör Eurotahvilleri

İŞ YATIRIM

[Rapor Terimlerini Açıklayıcı Doküman](#)

Ülke ve Şirket Görünüm & Notları					Moody's			Fitch			S&P		
İSİN	Ticker	Vade ↓	Kur	Getiri (%)	Rating	Uzun Dönem YP	Görünüm	Rating	Uzun Dönem YP	Görünüm	Rating	Uzun Dönem YP	Görünüm
XS2346915890	ZOREN 9 26	06/2026	USD	20.79				B-		STABLE	CCC+		B- STABLE
XS2351109116	TURKSK 5.125 26	06/2026	USD	8.08	B2		NEG	B					
XS2332876106	EXCRTU 5.75 26	07/2026	USD	11.87	B2		NEG	B		NEG			NR
XS2386558113	VAKBN 5.5 26	10/2026	USD	11.68			WR	NEG	B	NEG			NR
US900123CK49	TURKEY 4.875 26	10/2026	USD	10.36	B2		B2	NEG	B	NEG			B+u NEG
XS2368781477	AYDEMT 7.75 27	02/2027	USD	17.58				B		NEG	B		B STABLE
XS2441287773	TURKSK 7.25 27	02/2027	USD	8.42	B2		NEG	B					
US900123CL22	TURKEY 6 27	03/2027	USD	10.60	B2		B2	NEG	B	NEG			B+u NEG
XS2468421248	ISTNBL 10.75 27	04/2027	USD	13.83	B2		NEG	B		NEG			NR
XS1617531063	GARAN 7.177 27	05/2027	USD	11.77	Caa2		NEG	B-		NEG			NR
XS2361850527	TURKEY 4.375 27	07/2027	EUR	8.39	B2		B2	NEG	B	NEG			B+u NEG
XS1655085485	ODEABK 7.625 27	08/2027	USD	18.29	Caa3		NEG	CCC+		NEG			
USM88269US88	TURKEY 8.6 27	09/2027	USD	10.47	B2		B2	NEG	B	NEG			B+u NEG
XS1551747733	VAKBN 8 27	11/2027	USD	9.74	Ca		WR	NEG	CCC+	NEG			NR
XS1386178237	FCFIN 7.75 27	11/2027	USD	8.45				B-		NEG			
US900123CP36	TURKEY 5.125 28	02/2028	USD	10.65	B2		B2	NEG	B	NEG			B+u NEG
XS1803215869	TCELLT 5.8 28	04/2028	USD	11.38			NEG	B		NEG	B+		B+u NEG
XS1772360803	AKBNK 6.797 28	04/2028	USD	9.80	Caa2		NEG	B-		NEG			
XS1623796072	ISCTR 7 28	06/2028	USD	10.25	Caa3		NEG	B-		NEG			NR
XS2355105292	AEFES 3.375 28	06/2028	USD	10.50				BB+ *-			BBB- *-		BBB- *-
US900123CQ19	TURKEY 6.125 28	10/2028	USD	10.77	B2		B2	NEG	B	NEG			B+u NEG
XS2434515313	CCOLAT 4.5 29	01/2029	USD	8.66				BBB-		POS	BBB- *-		BBB- *-
US900123CT57	TURKEY 7.625 29	04/2029	USD	10.87	B2		B2	NEG	B	NEG			B+u NEG
US900123AL40	TURKEY 11.875 30	01/2030	USD	10.75	B2		B2	NEG	B	NEG	NR		B+u NEG
XS2106022754	ISCTR 7.75 30	01/2030	USD	10.58	Caa3		NEG	B-		NEG			NR
US900123CY43	TURKEY 5.25 30	03/2030	USD	10.72	B2		B2	NEG	B	NEG			B+u NEG
US900123DA57	TURKEY 5.95 31	01/2031	USD	10.83	B2		B2	NEG	B	NEG			B+u NEG
XS2286436451	YKBNK 7.875 31	01/2031	USD	11.30	Caa2		NEG	B-					NR
XS2355183091	AKBNK 6.8 31	06/2031	USD	10.80			NEG	B-		NEG			
US900123DC14	TURKEY 5.875 31	06/2031	USD	10.80	B2		B2	NEG	B	NEG			B+u NEG
US900123DD96	TURKEY 6.5 33	09/2033	USD	10.94	B2		B2	NEG	B	NEG			B+u NEG
US900123AT75	TURKEY 8 34	02/2034	USD	10.37	B2		B2	NEG	B	NEG	NR		B+u NEG
US900123AY60	TURKEY 6.875 36	03/2036	USD	10.66	B2		B2	NEG	B	NEG	NR		B+u NEG
XS2339789732	LIMISK 9.5 36	07/2036	USD	11.81	B3		STABLE	B					
US900123BB58	TURKEY 7.25 38	03/2038	USD	10.43	B2		B2	NEG	B	NEG	NR		B+u NEG
US900123BG46	TURKEY 6.75 40	05/2040	USD	10.54	B2		B2	NEG	B	NEG	NR		B+u NEG
US900123BJ84	TURKEY 6 41	01/2041	USD	10.40	B2		B2	NEG	B	NEG	NR		B+u NEG
US900123CB40	TURKEY 4.875 43	04/2043	USD	9.40	B2		B2	NEG	B	NEG			B+u NEG
US900123CG37	TURKEY 6.625 45	02/2045	USD	10.44	B2		B2	NEG	B	NEG			B+u NEG
US900123CM05	TURKEY 5.75 47	05/2047	USD	10.05	B2		B2	NEG	B	NEG			B+u NEG
XS1867595750	YKBNK 13.875 PERP	01/3000	USD	13.81	Caa3u		NEG						NR
<b>UAE</b>													
XS0863524277	TAQAUH 3.625 23	01/2023	USD	2.17	Aa3		STABLE	AA-		STABLE	NR		NR
<b>CAYMAN ISLANDS</b>													
US10553YAF25	BRASKM 6.45 24	02/2024	USD	4.18	Ba1		STABLE	BBB-			BBB-		
US31572UAE64	SUZANO 5.25 24	05/2024	USD	0.00	WR			WD			NR		
XS1075401726	EMAARM 4.564 24	06/2024	USD	4.29	Baa2		STABLE				BBB-		
XS2384355520	KFINKK 6.125 31	12/2031	USD	7.80				B-					
<b>CHINA</b>													
US06120TAA60	BCHINA 5 24	11/2024	USD	3.95	Baa2		A1	STABLE	BBB+		STABLE	BBB+	A STABLE
<b>MEXICO</b>													
US71654QBG64	PEMEX 3.5 23	01/2023	USD	5.18	B1		Ba3	STABLE	BB-u		STABLE	BBB	BBB STABLE
USP30179AM09	CFELEC 4.875 24	01/2024	USD	4.67	Baa2		STABLE	BBB-		STABLE	BBB		BBB STABLE
USP16259AK29	BBVASM 4.375 24	04/2024	USD	4.56	Baa1		STABLE	BBB					

Moody's	S&P	Fitch	Açıklama
---------	-----	-------	----------

## Kredi Notları -Türk ve Yurtdışı Devlet ve Özel Sektör Eurotahvilleri

İŞ YATIRIM

Rapor Terimlerini Açıklayıcı Doküman

Ülke ve Şirket Görünüm & Notları					Moody's			Fitch			S&P		
ISIN	Ticker	Vade ↓	Kur	Getiri (%)	Rating	Uzun Dönem YP	Görünüm	Rating	Uzun Dönem YP	Görünüm	Rating	Uzun Dönem YP	Görünüm
XS1731106347	CEMEX 2.75 24	12/2024	EUR	0.00				WD		STABLE	NR		BB POS
US91087BAA89	MEX 3.6 25	01/2025	USD	3.56	Baa2	Baa2	STABLE	BBB-		STABLE	BBB		BBB STABLE
XS0213101073	PEMEX 5.5 25	02/2025	EUR	5.60	B1	Ba3	STABLE	BB-u		STABLE	BBB		BBB STABLE
XS1824425182	PEMEX 3.625 25	11/2025	EUR	7.27	B1	Ba3	STABLE	BB-u		STABLE	BBB		BBB STABLE
XS1172951508	PEMEX 2.75 27	04/2027	EUR	8.87	B1	Ba3	STABLE	BB-u		STABLE	BBB		BBB STABLE
XS1568888777	PEMEX 4.875 28	02/2028	EUR	9.16	B1	Ba3	STABLE	BB-u		STABLE	BBB		BBB STABLE
XS1824424706	PEMEX 4.75 29	02/2029	EUR	9.61	B1	Ba3	STABLE	BB-u		STABLE	BBB		BBB STABLE
US91086QBF46	MEX 4.6 46	01/2046	USD	5.90	Baa2	Baa2	STABLE	BBB-		STABLE	BBB		BBB STABLE
XS1218289103	MEX 4 2115	03/2115	EUR	5.52	Baa2	Baa2	STABLE	BBB-		STABLE	BBB		BBB STABLE
<b>BRAZIL</b>													
US105756AR10	BRAZIL 8.875 24	04/2024	USD	2.96	Ba2	Ba2	STABLE	BB-		STABLE	BB-		BB- STABLE
USP1905CAE05	BRFSBZ 4.75 24	05/2024	USD	5.65	Ba2		STABLE	BB		STABLE	BB		BB STABLE
US105756BV13	BRAZIL 4.25 25	01/2025	USD	4.15	Ba2	Ba2	STABLE	BB-		STABLE	BB-		BB- STABLE
US105756AE07	BRAZIL 10.125 27	05/2027	USD	4.63	Ba2	Ba2	STABLE	BB-		STABLE	BB-		BB- STABLE
US105756BB58	BRAZIL 8.25 34	01/2034	USD	6.65	Ba2	Ba2	STABLE	BB-		STABLE	BB-		BB- STABLE
<b>UNITED STATES</b>													
USU12763AD75	CEMEX 6 24	04/2024	USD	0.00				WD			NR		
GT2	T 3 24	06/2024	USD	2.97	pplicable		STABLE	pplicable		STABLE	pplicable		AA+u STABLE
GT3	T 3 25	07/2025	USD	2.91	pplicable		STABLE	pplicable		STABLE	pplicable		AA+u STABLE
GT5	T 3.25 27	06/2027	USD	2.84	pplicable		STABLE	pplicable		STABLE	pplicable		AA+u STABLE
GT10	T 2.875 32	05/2032	USD	2.75	pplicable		STABLE	pplicable		STABLE	pplicable		AA+u STABLE
GT30	T 2.875 52	05/2052	USD	2.97	pplicable		STABLE	pplicable		STABLE	pplicable		AA+u STABLE
<b>BRITISH VIRGIN</b>													
USG21895AC44	CNPCCH 5.95 41	04/2041	USD	4.85	A2		STABLE	A+			A		
<b>SOUTH AFRICA</b>													
XS0809571739	SAFTRA 4 22	07/2022	USD	-31.70	Ba3 *-			WD			BB- *-		BB- *-
US836205AQ75	SOAF 4.665 24	01/2024	USD	4.77	Ba2	Ba2	STABLE	BB-		STABLE	BB-		BB- POS
XS1187065443	ESKOM 7.125 25	02/2025	USD	13.15	Caa2	Caa2	NEG			STABLE	CCC+		CCC+ NEG
US836205AR58	SOAF 5.875 25	09/2025	USD	5.60	Ba2	Ba2	STABLE	BB-		STABLE	BB-		BB- POS
US836205AS32	SOAF 5.375 44	07/2044	USD	8.13	Ba2	Ba2	STABLE	BB-		STABLE	BB-		BB- POS
<b>LUXEMBOURG</b>													
USP98088AA83	VOTORA 7.25 41	04/2041	USD	6.63	Baa3		STABLE	BBB-			BBB-		
<b>KAZAKHSTAN</b>													
XS1120709669	KAZAKS 3.875 24	10/2024	USD	3.19	Baa2	(P)Baa2	STABLE	BBB		STABLE	BBB-		BBB- STABLE
XS1263054519	KAZAKS 5.125 25	07/2025	USD	3.65	Baa2	(P)Baa2	STABLE	BBB		STABLE	BBB-		BBB- STABLE
XS1120709826	KAZAKS 4.875 44	10/2044	USD	6.48	Baa2	(P)Baa2	STABLE	BBB		STABLE	BBB-		BBB- STABLE
XS1263139856	KAZAKS 6.5 45	07/2045	USD	6.81	Baa2	(P)Baa2	STABLE	BBB		STABLE	BBB-		BBB- STABLE
<b>NETHERLANDS</b>													
US71647NAF69	PETBRA 4.375 23	05/2023	USD	0.00	Ba1		STABLE	WD			NR		BB- STABLE
US71647NAM11	PETBRA 6.25 24	03/2024	USD	4.24	Ba1		STABLE	BB-			BB-		BB- STABLE
XS0982711714	PETBRA 4.75 25	01/2025	EUR	4.17	Ba1		STABLE	BB-			BB-		BB- STABLE
XS1813724603	TEVA 4.5 25	03/2025	EUR	5.07	Ba2		STABLE	BB-			BB-		
XS1211044075	TEVA 1.875 27	03/2027	EUR	6.05	Ba2		STABLE	BB-			BB-		
XS1706923148	FCFIN 7.25 27	11/2027	USD	9.27	B2		NEG	B-		NEG			
XS1439749364	TEVA 1.625 28	10/2028	EUR	6.63	Ba2		STABLE	BB-			BB-		
US71647NAN93	PETBRA 6.85 2115	06/2115	USD	7.82	Ba1		STABLE	BB-			BB-		BB- STABLE
<b>ARGENTINA</b>													
USP989MJBEO4	YPFDAR 8.5 25	07/2025	USD	25.95	Caa3		STABLE	CCC					CCC+ STABLE
US040114GK09	ARGENT 3.75 38	12/2038	USD	16.05	Ca	Ca	STABLE	WD			NR		CCC+ STABLE
<b>AZERBAIJAN</b>													
XS0903465127	SOIAZ 4.75 23	03/2023	USD	4.34	Ba2		POS	BB+		STABLE	BB-		BB- STABLE
XS1044540547	AZERBJ 4.75 24	03/2024	USD	4.12	Ba2u		POS	BB+		STABLE			BB+ STABLE

Moody's	S&P	Fitch	Açıklama
---------	-----	-------	----------





## Kredi Notları -Türk ve Yurtdışı Devlet ve Özel Sektör Eurotahvilleri

İŞ YATIRIM



[Rapor Terimlerini Açıklayıcı Doküman](#)

Ülke ve Şirket Görünüm & Notları					Moody's			Fitch			S&P		
ISIN	Ticker	Vade ↕	Kur	Getiri (%)	Rating	Uzun Dönem YP	Görünüm	Rating	Uzun Dönem YP	Görünüm	Rating	Uzun Dönem YP	Görünüm
0													

Moody's S&P

Fitch

Açıklama



GOÜ Tahvil Perf.2Y Rates			
Ülke	22/07	21/07	1G Δ
Çek	6.40	6.55	▼ -0.02
Cin	2.12	2.13	▲ 0.00
G. Kore	3.21	3.27	▼ -0.02
G.Afrika	8.17	8.15	▲ 0.00
Hindistan	6.66	6.66	▲ 0.00
Macaristan	10.33	10.51	▼ -0.02
Meksika	9.50	9.67	▼ -0.02
Polonya	6.52	6.75	▼ -0.03
Singapur	2.85	2.86	▲ 0.00
Tayland	1.74	1.73	▲ 0.01

Gelişmiş Ülkeler 2y			
2Y Faiz(%)			
Ülke	22/07	21/07	Değişim BPS
ABD	3.13	3.24	▼ -10.82
Almanya	0.65	0.59	▼ 5.53
İngiltere	1.99	2.05	▼ -6.05
Fransa	0.62	0.55	▼ 6.94
İspanya	1.02	0.95	▲ 7.27
İtalya	1.97	1.76	▲ 21.52
Türkiye	22.26	22.20	▲ 6.00

Gelişmiş Ülkeler 10y			
10Y Faiz(%)			
Ülke	22/07	21/07	Değişim BPS
ABD	2.89	3.03	▼ -13.71
Almanya	1.22	1.25	▼ -3.53
İngiltere	2.04	2.14	▼ -9.49
Fransa	1.81	1.83	▼ -1.64
İspanya	2.48	2.48	▲ 0.43
İtalya	3.53	3.38	▲ 15.08
Türkiye	17.43	17.53	▲ -10.00



## İletişim Bilgileri

**SGMK Yurtiçi Piyasalar**

Serhat Devecioğlu  
sdevecioglu@isyatirim.com.tr

Evrin Erten Başar  
ebasar@isyatirim.com.tr

Burak Seçkin  
bseckin@isyatirim.com.tr

**Araştırma**

Emre Sezan, CFA  
esezan@isyatirim.com.tr

Ahmet Toker  
atoker@isyatirim.com.tr

Cenk Buğra Esen  
cesen@isyatirim.com.tr

**Eurotahviller**

Pinar Ozyuksel  
pozyuksel@isyatirim.com.tr

Tolga Murat  
tmurat@isyatirim.com.tr

Ceyhun Erdel  
cerdel@isyatirim.com.tr

Güngör Arslan  
gaslan@isyatirim.com.tr

Oguzhan Avsaroglu  
oavsaroglu@isyatirim.com.tr

Kağan Yeşilova  
kyesilova@isyatirim.com.tr

[Rapor Terimlerini Açıklayıcı Doküman](#)

<https://www.isyatirim.com.tr/tr-tr/analiz/Sayfalar/sgmk.aspx>

Burada yer alan bilgiler İş Yatırım Menkul Değerler A.Ş. tarafından bilgilendirme amacı ile hazırlanmıştır. Yatırım bilgi, yorum ve tavsiyeleri yatırım danışmanlığı kapsamında değildir. Yatırım danışmanlığı hizmeti; aracı kurumlar, portföy yönetim şirketleri, mevduat kabul etmeyen bankalar ile müşteri arasında imzalanacak yatırım danışmanlığı sözleşmesi çerçevesinde sunulmaktadır. Burada yer alan yorum ve tavsiyeler, yorum ve tavsiyede bulunanların kişisel görüşlerine dayanmaktadır. Herhangi bir yatırım aracının alım-satım önerisi ya da getiri vaadi olarak yorumlanmamalıdır. Bu görüşler mali durumunuz ile risk ve getiri tercihlerinize uygun olmayabilir. Bu nedenle, sadece burada yer alan bilgilere dayanarak yatırım kararı verilmesi beklentilerinize uygun sonuçlar doğurmayabilir.

Burada yer alan fiyatlar, veriler ve bilgilerin tam ve doğru olduğu garanti edilemez; içerik, haber verilmeksizin değiştirilebilir. Tüm veriler, İş Yatırım Menkul Değerler A.Ş. tarafından güvenilir olduğuna inanılan kaynaklardan alınmıştır. Bu kaynakların kullanılması nedeni ile ortaya çıkabilecek hatalardan İş Yatırım Menkul Değerler A.Ş. sorumlu değildir.

Bu içeriğe ilişkin tüm telif hakları İş Yatırım Menkul Değerler A.Ş.'ye aittir. Bu içerik, açık iznimiz olmaksızın başkaları tarafından herhangi bir amaçla, kısmen veya tamamen çoğaltılamaz, dağıtılamaz, yayımlanamaz veya değiştirilemez.