

## Türk Eurotahvilleri

İŞ YATIRIM

Rapor Terimlerini Açıklayıcı Doküman

Tanım	Enstrüman	Kupon	Vade ↓	İhraç Büyüklüğü (milyar)	Son	Alış Fiyatı	Satış Fiyatı	Birikmiş Faiz	Alış Getiri (%)	Satış Getiri (%)	Minimum İşlem	Fiyat Performansı		Dur.	Payment Rank
												1A(Δ %)	1Y(Δ %)		
<b>USD Cinsinden</b>															
<b>Devlet Eurotahvilleri</b>															
XS1345632811	EXCRTU 5.375 21	5.38	08/02/21	500	100.523	100.209	100.837	1.72	4.16	0.79	200,000	0.29	-0.77	0.180	Sr Unsecured
US900123BH29	TURKEY 5.625 21	5.63	30/03/21	2,000	100.904	100.601	101.207	0.98	3.73	1.90	100,000	0.44	-2.00	0.322	Sr Unsecured
XS1028943089	EXCRTU 5 21	7.50	23/09/21	500	100.548	100.169	100.928	0.97	4.78	3.82	200,000	1.10	-0.64	0.777	Sr Unsecured
US900123BY51	TURKEY 5.125 22	5.13	25/03/22	1,000	101.688	101.350	102.025	0.97	4.06	3.53	200,000	2.09	-0.44	1.251	Sr Unsecured
XS1684378208	EXCRTU 4.25 22	4.25	18/09/22	500	98.468	98.006	98.930	0.89	5.43	4.88	200,000	3.20	1.31	1.686	Sr Unsecured
US900123BZ27	TURKEY 6.25 22	6.25	26/09/22	2,500	103.375	103.006	103.744	1.16	4.50	4.09	200,000	2.74	-0.79	1.690	Sr Unsecured
US900123CA66	TURKEY 3.25 23	3.25	23/03/23	1,500	97.918	97.709	98.126	0.63	4.30	4.11	200,000	3.46	2.75	2.180	Sr Unsecured
XS1496463297	EXCRTU 5.375 23	5.38	24/10/23	500	99.567	98.992	100.141	0.58	5.76	5.32	200,000	4.96	0.71	2.629	Sr Unsecured
US900123CR91	TURKEY 4.25 23	7.25	23/12/23	2,000	107.238	106.991	107.484	3.22	4.77	4.60	200,000	4.83	-0.70	2.662	Sr Unsecured
XS1917720911	EXCRTU 8.25 24	8.25	24/01/24	500	107.176	106.933	107.419	2.96	5.80	5.64	200,000	5.51	-0.82	2.692	Sr Unsecured
US900123CF53	TURKEY 5.75 24	5.75	22/03/24	2,500	102.664	102.265	103.062	1.13	5.00	4.74	200,000	5.15	0.96	2.955	Sr Unsecured
XS1814962582	EXCRTU 6.125 24	6.13	03/05/24	500	101.000	100.799	101.202	0.51	5.86	5.73	200,000	5.20	1.06	3.034	Sr Unsecured
US900123CV04	TURKEY 6.35 24	6.35	10/08/24	2,250	104.616	104.193	105.038	1.99	5.09	4.84	200,000	5.81	0.75	3.213	Sr Unsecured
US900123CW86	TURKEY 5.6 24	5.60	14/11/24	2,500	102.398	102.120	102.677	0.30	5.00	4.85	200,000	6.23	1.79	3.505	Sr Unsecured
US900123AW05	TURKEY 7.375 25	7.38	05/02/25	3,250	108.789	108.548	109.030	2.42	5.07	4.95	2,000	6.17	0.70	3.525	Sr Unsecured
US900123CX69	TURKEY 4.25 25	4.25	13/03/25	2,000	97.290	96.887	97.693	0.94	5.07	4.85	200,000	6.19	0.70	3.820	Sr Unsecured
US900123CZ18	TURKEY 6.375 25	6.38	14/10/25	2,500	105.034	104.694	105.374	0.87	5.27	5.11	200,000	7.29	0.70	4.135	Sr Unsecured
US900123CJ75	TURKEY 4.25 26	4.25	14/04/26	1,500	96.348	95.897	96.799	0.58	5.13	4.94	200,000	8.04	4.71	4.695	Sr Unsecured
US900123CK49	TURKEY 4.875 26	4.88	09/10/26	3,000	97.967	97.553	98.381	0.73	5.37	5.20	200,000	8.20	3.88	4.983	Sr Unsecured
US900123CL22	TURKEY 6 27	6.00	25/03/27	3,250	102.829	102.391	103.266	1.13	5.54	5.38	200,000	8.57	3.10	5.164	Sr Unsecured
US900123CP36	TURKEY 5.125 28	5.13	17/02/28	2,000	97.756	97.591	97.920	1.51	5.53	5.48	200,000	9.78	4.01	5.848	Sr Unsecured
US900123CQ19	TURKEY 6.125 28	6.13	24/10/28	2,000	102.798	102.598	102.998	0.66	5.71	5.65	200,000	9.99	3.20	6.184	Sr Unsecured
US900123CT57	TURKEY 7.625 29	7.63	26/04/29	3,000	111.166	110.748	111.584	0.78	5.98	5.86	200,000	10.00	2.46	6.244	Sr Unsecured
US900123AL40	TURKEY 11.875 30	11.88	15/01/30	1,500	140.824	140.514	141.134	4.55	6.03	5.96	1,000	8.93	0.00	5.980	Sr Unsecured
US900123CY43	TURKEY 5.25 30	5.25	13/03/30	2,000	96.873	96.474	97.271	1.17	5.74	5.63	200,000	10.84	0.00	7.138	Sr Unsecured
US900123DA57	TURKEY 5.95 31	5.95	15/01/31	2,250	100.090	99.836	100.343	0.02	5.97	5.90	200,000	7.523	0.00	7.523	Sr Unsecured
US900123AT75	TURKEY 8 34	8.00	14/02/34	1,500	114.761	114.460	115.062	2.42	6.36	6.30	2,000	11.28	2.77	8.287	Sr Unsecured
US900123AY60	TURKEY 6.875 36	6.88	17/03/36	2,750	104.064	103.776	104.351	1.45	6.48	6.42	2,000	12.57	3.72	9.378	Sr Unsecured
US900123BB58	TURKEY 7.25 38	7.25	05/03/38	1,000	107.564	107.237	107.891	1.77	6.54	6.48	2,000	13.40	3.64	9.890	Sr Unsecured
US900123BG46	TURKEY 6.75 40	6.75	30/05/40	2,000	101.950	101.372	102.527	0.06	6.62	6.52	100,000	14.72	4.14	10.836	Sr Unsecured
US900123BJ84	TURKEY 6 41	6.00	14/01/41	3,000	94.149	93.647	94.651	2.32	6.57	6.48	200,000	15.52	4.63	11.040	Sr Unsecured
US900123CB40	TURKEY 4.875 43	4.88	16/04/43	3,000	83.471	83.127	83.816	0.64	6.29	6.22	200,000	13.84	5.35	12.510	Sr Unsecured
US900123CG37	TURKEY 6.625 45	6.63	17/02/45	3,000	99.875	99.573	100.178	1.95	6.66	6.61	200,000	15.68	4.85	11.745	Sr Unsecured
US900123CM05	TURKEY 5.75 47	5.75	11/05/47	3,500	90.248	89.906	90.590	0.35	6.56	6.50	200,000	15.73	5.12	12.783	Sr Unsecured
<b>Sukuk</b>															
XS1303467077	TURKSK 4.251 21	4.25	08/06/21	1,000	100.408	100.287	100.529	2.07	3.68	3.21	200,000	0.54	-0.08	0.495	Sr Unsecured
XS1816199373	TURKSK 5.8 22	5.80	21/02/22	2,000	101.530	101.074	101.987	1.64	4.88	4.11	200,000	1.47	-1.43	1.149	Sr Unsecured
XS1586385178	TURKSK 5.004 23	5.00	06/04/23	1,250	100.919	100.501	101.336	0.79	4.77	4.40	200,000	3.03	-0.06	2.173	Sr Unsecured
XS1141043296	TURKSK 4.489 24	4.49	25/11/24	1,000	98.659	98.175	99.143	0.10	5.00	4.73	200,000	3.97	1.03	3.594	Sr Unsecured
<b>Özel Sektör Eurotahvilleri</b>															
<b>Finansal Kuruluşlar</b>															
XS1188073081	HALKBK 4.75 21	4.75	11/02/21	500	99.889	99.351	100.426	1.48	8.07	2.48	200,000	0.43	5.40	0.187	Sr Unsecured
USM8931TAA71	GARAN 6.25 21	6.25	20/04/21	500	101.316	100.922	101.710	0.75	3.78	1.75	200,000	0.46	-1.69	0.377	Sr Unsecured
XS1223394914	TCZIRA 4.75 21	4.75	29/04/21	500	100.298	99.848	100.749	0.45	5.11	2.88	200,000	0.63	0.18	0.399	Sr Unsecured
XS1412393172	TSKBTI 4.875 21	4.88	18/05/21	300	100.315	99.788	100.842	0.20	5.34	3.02	200,000	0.48	-0.20	0.450	Sr Unsecured
XS1079527211	ISCTR 5 21	5.00	25/06/21	750	100.428	99.971	100.884	2.19	5.05	3.40	200,000	0.64	0.20	0.538	Sr Unsecured
XS1439838548	HALKBK 5 21	5.00	13/07/21	500	99.510	98.981	100.039	1.94	6.71	4.93	200,000	0.49	5.61	0.582	Sr Unsecured
XS1390320981	ISCTR 5.375 21	5.38	06/10/21	750	100.710	100.241	101.179	0.85	5.07	3.94	200,000	0.94	-0.13	0.810	Sr Unsecured
XS1508914691	VAKBN 5.5 21	5.50	27/10/21	500	100.595	100.146	101.044	0.55	5.33	4.30	200,000	1.03	0.25	0.866	Sr Unsecured
XS1571399754	YKBNK 5.75 22	5.75	24/02/22	600	101.123	100.597	101.648	1.58	5.23	4.35	200,000	1.67	0.14	1.156	Sr Unsecured
XS1508390090	ISCTR 5.5 22	5.50	21/04/22	600	100.660	100.121	101.198	0.64	5.40	4.59	200,000	1.60	-0.09	1.311	Sr Unsecured
XS1605397394	TCZIRA 5.125 22	5.13	03/05/22	600	99.848	99.340	100.356	0.43	5.61	4.86	200,000	2.52	0.51	1.344	Sr Unsecured
XS1613091500	QNBFB 4.875 22	4.88	19/05/22	750	101.563	101.096	102.029	0.19	4.10	3.44	200,000	2.05	1.41	1.400	Sr Unsecured
XS1622626379	VAKBN 5.625 22	5.63	30/05/22	500	100.286	99.783	100.789	0.05	5.78	5.07	200,000	2.19	0.94	1.413	Sr Unsecured
USM8931TAF68	GARAN 5.25 22	5.25	13/09/22	750	101.088	100.581	101.595	1.17	4.90	4.31	200,000	2.29	0.10	1.665	Sr Unsecured
USM0375YAK49	AKBNK 5 22	5.00	24/10/22	500	100.634	100.114	101.154	0.54	4.93	4.36	150,000	2.53	0.67	1.779	Sr Unsecured
XS0847042024	ISCTR 6 22	6.00	24/10/22	1,000	100.034	98.999	101.068	0.65	6.57	5.40	200,000	3.15	1.16	1.754	Subordinated
XS0849728190	VAKBN 6 22	6.00	01/11/22	672	99.610	98.707	100.513	0.53	6.73	5.71	200,000	2.83	1.86	1.770	Subordinated
XS0861979440	YKBNK 5.5 22	5.50	06/12/22	1,000	99.869	99.091	100.647	2.70	5.99	5.16	200,000	2.66	1.20	1.827	Subordinated
XS1750996206	TSKBTI 5.5 23	5.50	16/01/23	350	99.542	99.015	100.070	2.09	6.00	5.46	200,000	3.77	0.67	1.933	Sr Unsecured
XS1711581337	FCFIN 6 23	6.00	25/01/23	300	98.713	97.977	99.449	2.13	7.03	6.27	200,000	2.78	0.66	1.937	Sr Unsecured
XS1760780731	VAKBN 5.75 23	5.75	30/01/23	650	100.062	99.522	100.602	1.96	5.98	5.45	200,000	3.87	1.91	1.966	Sr Unsecured
XS1576037284	GARAN 5.875 23	5.88	16/03/23	500	102.264	101.699	102.828	1.26	5.08	4.56	200,000	3.29	0.07	2.099	Sr Unsecured
XS1788516679	YKBNK 6.1 23	6.10	16/03/23	500	101.528	100.									

## Türk Eurotahvilleri

Tanım	Enstrüman	Kupon	Vade ↓	İhraç Büyüklüğü (milyar)	Son	Alış Fiyatı	Satış Fiyatı	Birikmiş Faiz	Alış Getiri (%)	Satış Getiri (%)	Minimum İşlem	Fiyat Performansı		Dur.	Payment Rank
												1A(Δ %)	1Y(Δ %)		
*Vadelerine göre sıralanmıştır.															
XS1961010987	SİSETİ 6.95 26	6.95	14/03/26	700	108.262	107.693	108.831	1.53	5.26	5.02	200,000	6.81	2.87	4.196	Sr Unsecured
XS1803215869	TCELLT 5.8 28	5.80	11/04/28	500	104.574	104.330	104.818	0.84	5.09	5.01	200,000	7.99	5.39	5.763	Sr Unsecured

## EUR Cinsinden

## Devlet Eurotahvilleri

XS0993155398	TURKEY 4.35 21	4.35	12/11/21	1,250	102.406	102.137	102.674	0.25	2.04	1.48	100,000	0.87	-2.96	0.927	Sr Unsecured
XS1057340009	TURKEY 4.125 23	4.13	11/04/23	1,000	103.095	102.599	103.591	2.67	2.96	2.53	100,000	2.55	-2.27	2.179	Sr Unsecured
XS1843443356	TURKEY 4.625 25	4.63	31/03/25	1,250	103.325	102.973	103.676	3.13	3.86	3.69	100,000	4.79	-1.88	3.767	Sr Unsecured
XS1629918415	TURKEY 3.25 25	3.25	14/06/25	1,000	98.343	97.956	98.729	1.53	3.75	3.56	100,000	5.94	-0.17	4.072	Sr Unsecured
XS1909184753	TURKEY 5.2 26	5.20	16/02/26	1,500	104.982	104.711	105.252	4.13	4.17	4.06	100,000	4.70	-1.83	4.353	Sr Unsecured

## Özel Sektör Eurotahvilleri

## Finansal Kuruluşlar

XS1403416222	VAKBN 2.375 21	2.38	04/05/21	500	99.635	99.267	100.003	1.39	4.10	2.34	100,000	0.45	-1.34	0.411	Secured
--------------	----------------	------	----------	-----	--------	--------	---------	------	------	------	---------	------	-------	-------	---------

## Finans Dışı

XS1109959467	ACKAF 3.875 21	3.88	16/09/21	350	101.642	101.241	102.043	0.83	2.26	1.25	100,000	0.94	-2.68	0.776	Sr Unsecured
--------------	----------------	------	----------	-----	---------	---------	---------	------	------	------	---------	------	-------	-------	--------------



# Yurtdışı Devlet ve Özel Sektör Eurotahvilleri

İŞ YATIRIM

\*Vadelerine göre sıralanmıştır.

Rapor Terimleri

Kodu	Enstrüman	Ülke	Kpn	Vade ↓	İhraç Büyüklüğü (milyar)	Alış Fiyatı	Satış Fiyatı	Birikmiş Faiz	Alış Getiri (%)	Satış Getiri (%)	Minimum İşlem	Fiyat Performansı		Dur.	Payment Rank
												1A(Δ %)	1Y(Δ %)		
<b>USD Cinsi</b>															
USG8600UAA19	SUZANO 5.875 21	CAYMAN ISLANDS	5.88	23/01/21	0	0.000	0.000	1.09	0.00	0.00	100,000				Sr Unsecured
XS0579851949	ESKOM 5.75 21	SOUTH AFRICA	5.75	26/01/21	1,750	99.247	99.979	2.03	10.64	5.78	200,000	1.37	-0.43	0.14	Sr Unsecured
US71645WAR25	PETBRA 5.375 21	NETHERLANDS	5.38	27/01/21	961	100.505	100.856	1.88	2.02	-0.22	2,000	-0.27	-2.52	0.15	Sr Unsecured
USP16259AB20	BBVASM 6.5 21	MEXICO	6.50	10/03/21	750	101.430	101.929	1.50	1.21	-0.57	150,000	-0.12	-2.77	0.27	Subordinated
US71647NAP42	PETBRA 8.375 21	NETHERLANDS	8.38	23/05/21	463	103.500	103.850	0.23	0.97	0.26	2,000	-0.09	-4.80	0.47	Sr Unsecured
USY7138AAA89	PERTIJ 5.25 21	INDONESIA	5.25	23/05/21	391	102.136	102.545	0.15	0.74	-0.11	200,000	-0.34	-1.80	0.47	Sr Unsecured
XS1678622090	AZERBJ 2.82 21	AZERBAIJAN	2.82	01/09/21	174	100.344	101.277	0.72	2.35	1.10	150,000	-0.07	0.74	0.73	
US91911TAM53	VALEBZ 4.375 22	CAYMAN ISLANDS	4.38	11/01/22	0	0.000	0.000	1.92	0.00	0.00	2,000				Sr Unsecured
US46556MAF95	ITAU 5.65 22	BRAZIL	5.65	19/03/22	1,250	104.389	105.011	1.16	2.20	1.73	200,000	0.31	-0.52	1.24	Subordinated
USG1315RAG66	BRASKM 5.375 22	CAYMAN ISLANDS	5.38	02/05/22	289	103.985	104.784	0.46	2.49	1.93	200,000	0.98	-1.40	1.36	Sr Unsecured
XS0800346362	GRAIL 7.75 22	GEORGIA	7.75	11/07/22	500	104.303	105.689	3.06	4.93	4.06	200,000	0.71	-4.45	1.47	Sr Unsecured
XS0809571739	SAFTRA 4 22	SOUTH AFRICA	4.00	26/07/22	1,000	99.882	100.670	1.41	4.07	3.58	200,000	0.71	-1.65	1.56	Sr Unsecured
US03512TAC53	ANGSJ 5.125 22	ISLE OF MAN	5.13	01/08/22	750	105.303	105.972	1.74	1.87	1.48	1,000	-0.22	0.27	1.58	Sr Unsecured
XS0867478124	HSBKKZ 5.5 22	KAZAKHSTAN	5.50	21/12/22	548	100.198	101.217	2.34	5.40	4.87	1	0.39	-0.23	0.04	Sr Unsecured
XS0863524277	TAQAUH 3.625 23	UAE	3.63	12/01/23	1,250	105.434	106.078	1.42	1.02	0.72	200,000	0.04	2.89	2.02	Sr Unsecured
US71654QBG64	PEMEX 3.5 23	MEXICO	3.50	30/01/23	1,144	99.568	100.407	1.20	3.71	3.30	10,000	1.97	-0.56	2.04	Sr Unsecured
XS0903465127	SOIAZ 4.75 23	AZERBAIJAN	4.75	13/03/23	1,000	106.314	107.143	1.06	1.91	1.55	200,000	2.23	1.46	2.15	Sr Unsecured
US71647NAF69	PETBRA 4.375 23	NETHERLANDS	4.38	20/05/23	985	106.721	107.381	0.16	1.59	1.32	2,000	0.50	2.95	2.34	Sr Unsecured
USP30179AM09	CFELEC 4.875 24	MEXICO	4.88	15/01/24	1,250	109.944	110.815	1.87	1.59	1.32	200,000	1.12	3.22	2.87	Sr Unsecured
US836205AQ75	SOAF 4.665 24	SOUTH AFRICA	4.67	17/01/24	1,500	105.918	106.482	1.76	2.68	2.50	100,000	1.75	2.12	2.87	Sr Unsecured
US10553YAF25	BRASKM 6.45 24	CAYMAN ISLANDS	6.45	03/02/24	750	109.514	110.300	2.15	3.26	3.02	200,000	2.58	-1.00	2.83	Sr Unsecured
US71647NAM11	PETBRA 6.25 24	NETHERLANDS	6.25	17/03/24	908	113.968	114.696	1.32	1.86	1.64	2,000	1.23	2.62	2.99	Sr Unsecured
XS1044540547	AZERBJ 4.75 24	AZERBAIJAN	4.75	18/03/24	1,250	108.812	109.607	0.99	1.97	1.74	200,000	3.04	1.92	3.04	Sr Unsecured
USP16259AK29	BBVASM 4.375 24	MEXICO	4.38	10/04/24	750	108.657	109.433	0.64	1.71	1.48	150,000	0.75	2.67	3.13	Sr Unsecured
US105756AR10	BRAZIL 8.875 24	BRAZIL	8.88	15/04/24	1,029	124.308	125.451	1.18	1.46	1.15	1,000	0.47	-1.70	2.99	Sr Unsecured
US31572UAE64	FIBRBZ 5.25 24	CAYMAN ISLANDS	5.25	12/05/24	353	109.947	110.835	0.31	2.23	1.98	2,000	0.59	2.20	3.17	Sr Unsecured
USP1905CAE05	BRFSBZ 4.75 24	BRAZIL	4.75	22/05/24	295	106.619	107.559	0.15	2.74	2.47	200,000	1.28	2.91	3.21	Sr Unsecured
XS1075401726	EMAARM 4.564 24	CAYMAN ISLANDS	4.56	18/06/24	750	104.257	105.543	2.09	3.28	2.91	200,000	0.59	-0.04	3.21	Sr Unsecured
XS1120709669	KAZAKS 3.875 24	KAZAKHSTAN	3.88	14/10/24	1,500	110.547	111.357	0.53	1.08	0.88	200,000	1.11	3.71	3.61	Sr Unsecured
US06120TAA60	BCHINA 5 24	CHINA	5.00	13/11/24	3,000	111.417	111.728	0.28	1.98	1.90	200,000	0.45	2.12	3.61	Subordinated
US105756BV13	BRAZIL 4.25 25	BRAZIL	4.25	07/01/25	4,300	109.154	109.683	1.72	1.92	1.79	200,000	0.85	3.40	3.73	Sr Unsecured
USP2253TJE03	CEMEX 5.7 25	MEXICO	5.70	11/01/25	1,071	102.228	102.682	2.25	5.09	4.97	200,000	-0.09	-0.39	0.06	1st lien
US91087BAA89	MEX 3.6 25	MEXICO	3.60	30/01/25	1,826	109.499	109.842	1.23	1.25	1.17	200,000	1.58	4.72	3.86	Sr Unsecured
XS1187065443	ESKOM 7.125 25	SOUTH AFRICA	7.13	11/02/25	1,250	102.151	103.106	2.22	6.53	6.27	200,000	9.31	1.71	3.53	Sr Unsecured
XS1263054519	KAZAKS 5.125 25	KAZAKHSTAN	5.13	21/07/25	2,500	117.533	118.229	1.88	1.22	1.08	200,000	1.37	2.91	4.14	Sr Unsecured
USP989MJBEO4	YPFDAR 8.5 25	ARGENTINA	8.50	28/07/25	1,500	72.121	73.374	2.95	17.49	16.99	1,000	23.92	-12.28	3.37	Sr Unsecured
US836205AR58	SOAF 5.875 25	SOUTH AFRICA	5.88	16/09/25	2,000	111.524	112.088	1.26	3.26	3.14	200,000	2.16	2.46	4.17	Sr Unsecured
XS1301525207	ALBRK 10.5 25	CAYMAN ISLANDS	10.50	30/11/25	250	95.969	98.854	0.08	10.39	9.63	200,000	1.09	-5.53	4.12	Subordinated
XS1323608635	KFINKK 7.9 26	CAYMAN ISLANDS	7.90	17/02/26	350	97.748	98.988	2.33	7.75	7.45	200,000				
XS1319820897	SGCAZE 6.875 26	AZERBAIJAN	6.88	24/03/26	2,000	120.014	120.863	1.32	2.79	2.64	200,000	5.41	1.72	4.52	
US105756AE07	BRAZIL 10.125 27	BRAZIL	10.13	15/05/27	765	141.173	141.751	0.51	3.05	2.97	1,000	1.41	-0.75	5.10	Sr Unsecured
XS1706923148	FCFIN 7.25 27	NETHERLANDS	7.25	09/11/27	150	92.375	94.469	0.48	7.58	7.17	200,000	0.23	0.71	1.79	Subordinated
XS1196496688	SOIAZ 6.95 30	AZERBAIJAN	6.95	18/03/30	750	125.434	126.582	1.45	3.69	3.56	200,000	6.07	3.26	7.14	Sr Unsecured
US040114GL81	ARGENT 8.28 33	ARGENTINA	8.28	31/12/33	0	52.503	53.555	0.00	12.28	12.00	1	0.37	6.81		Sr Unsecured
US105756BB58	BRAZIL 8.25 34	BRAZIL	8.25	20/01/34	1,369	143.938	144.832	3.05	3.93	3.86	1,000	6.21	5.49	8.87	Sr Unsecured
US040114GK09	ARGENT 3.75 38	ARGENTINA	3.75	31/12/38	290	43.125	44.000	0.00	11.65	11.45	1	0.08	10.33	8.04	Sr Unsecured
USP98088AA83	VOTORA 7.25 41	LUXEMBOURG	7.25	05/04/41	610	132.855	133.318	1.17	4.72	4.69	200,000	3.93	5.57	11.99	Sr Unsecured
USG21895AC44	CNPCCCH 5.95 41	BRITISH VIRGIN	5.95	28/04/41	500	145.309	147.494	0.58	2.97	2.86	200,000	1.61	5.54	13.64	Sr Unsecured
US836205AS32	SOAF 5.375 44	SOUTH AFRICA	5.38	24/07/44	1,000	93.851	94.665	1.93	5.86	5.79	200,000	5.98	-0.26	12.89	Sr Unsecured
XS1120709826	KAZAKS 4.875 44	KAZAKHSTAN	4.88	14/10/44	1,000	135.026	136.424	0.66	2.84	2.78	200,000	1.95	11.75	15.84	Sr Unsecured
XS1263139856	KAZAKS 6.5 45	KAZAKHSTAN	6.50	21/07/45	1,500	161.193	162.402	2.38	2.98	2.93	200,000	2.22	11.06	15.00	Sr Unsecured
US91086QBF46	MEX 4.6 46	MEXICO	4.60	23/01/46	2,541	113.383	114.279	1.66	3.77	3.72	200,000	4.66	6.38	15.62	Sr Unsecured
US71647NAN93	PETBRA 6.85 2115	NETHERLANDS	6.85	05/06/15	2,449	116.825	117.757	3.39	5.86	5.81	2,000	8.98	4.94	16.36	Sr Unsecured

## Euro Cinsinden

XS1731106347	CEMEX 2.75 24	MEXICO	2.75	05/12/24	650	100.933	101.732	1.36	2.50	2.30	100,000	1.86	-0.40	0.00	1st lien
XS0982711714	PETBRA 4.75 25	NETHERLANDS	4.75	14/01/25	446	112.620	113.859	4.20	1.56	1.27	100,000	1.83	-2.09	3.70	Sr Unsecured
XS0213101073	PEMEX 5.5 25	MEXICO	5.50	24/02/25	1,000	105.809	106.766	4.25	3.98	3.74	10,000	3.41	-6.24	3.69	Sr Unsecured
XS1813724603	TEVA 4.5 25	NETHERLANDS	4.50	01/03/25	898	103.127	104.191	1.15	3.70	3.43	100,000	4.76	5.29	0.00	Sr Unsecured
XS1824425182	PEMEX 3.625 25	MEXICO	3.63	24/11/25	650	96.213	97.065	0.09	4.49	4.29	100,000	6.46	-5.66	4.54	Sr Unsecured
XS1211044075	TEVA 1.875 27	NETHERLANDS	1.88	31/03/27	700	89.872	90.938	1.27	3.70	3.50	100,000	5.96	10.22	0.00	Sr Unsecured
XS1172951508	PEMEX 2.75 27	MEXICO	2.75	21/04/27	1,250	89.398	90.450	1.70	4.71	4.50	100,000	10.12	-3.53	5.69	Sr Unsecured
XS1568888777	PEMEX 4.875 28	MEXICO	4.88	21/02/28	1,250	97.855	98.824	3.81	5.24	5.07	100,000	10.30	-5.96	5.89	Sr Unsecured
XS1439749364	TEVA 1.625 28	NETHERLANDS	1.63	15/10/28	750	86.521	87.632	0.22	3.62	3.45	100,000	7.58	13.52	7.30	Sr Unsecured
XS1824424706	PEMEX 4.75 29	MEXICO	4.7												

## Devlet İç Borçlanma Senetleri

İŞ YATIRIM



Rapor Terimleri

Tanım	Kpn%	Vade Tarihi ↓	İhraç Tarihi	Vadeye kalan (ay/yıl)	İhraç (mn TL)	Hacim (mnTL)			Aynı Gün Valörlü Son İşlem Tarihi	Son Temiz Fiyat	Birikmiş Faiz	Basit Faiz (%)	Bileşik Faiz (%)	Faiz Değ.(Δbp)			3ay Bant				Dur.	Konv.	PVBP * 100
						1G	1H	3A St.dev						1G	1H	3A	Min(%)	Mak(%)	Ort(%)	Z-skor			
<b>İskontolu Tahviller</b>																							
TRT140421T13		14/04/21	15/01/20	4 m	12.334	1.9	128.9	2.01	30/11/20	94.943		14.40	15.06	16	23	226	8.58	15.63	12.30	1.38	0.34	0.00	0.33
TRT090621T18		09/06/21	11/03/20	6 m	27.331	0.0	31.5	2.33	30/11/20								8.17	15.67	11.07		0.49	0.00	0.45
TRT180821T15		18/08/21	22/07/20	9 m	1.705	1.8	15.0	1.62	06/11/20	89.516		15.00	15.24	1			9.57	15.24	11.74	2.17			

<b>Sabit Kuponlu Tahviller</b>																							
TRT170221T12	5.35	17/02/21	24/02/16	3 m	15.689	143.1	208.4	1.61	30/11/20	99.200	3.06	14.15	14.96	19	60	246	9.29	15.48	12.34	1.63	0.20	0.00	0.21
TRT210421T14	10.45	21/04/21	24/04/19	5 m	19.928	0.0	113.4	2.28	30/11/20		2.35						8.36	15.64	12.04		0.36	0.00	0.38
TRT220921T18	4.6	22/09/21	28/09/16	10 m	17.910	53.3	511.2	1.37	30/11/20	96.075	1.74	14.45	14.97	-2	1	169	9.63	15.87	13.31	1.22	0.73	0.01	0.72
TRT201021T25	6.9	20/10/21	23/10/19	11 m	27.160	0.0	59.8	2.40	30/11/20		1.55						8.14	15.82	11.47		0.79	0.01	0.80
TRT120122T17	4.75	12/01/22	25/01/12	14 m	10.586	22.3	50.4	2.15	26/11/20	95.350	3.52	14.10	14.60	16			8.84	15.72	12.26	1.09	0.99	0.01	0.98
TRT020322T17	5.5	02/03/22	08/03/17	15 m	16.836	4.5	57.5	1.96	25/11/20	96.701	2.57	13.88	14.36	19		68	8.91	15.84	12.80	0.80	1.11	0.02	1.11
TRT040522T13	4.5	04/05/22	06/05/20	17 m	20.609	9.0	227.5	1.60	30/11/20	93.800	0.67	13.92	14.40	3	13	103	8.94	15.52	13.16	0.77	1.26	0.02	1.20
TRT170822T15	5.35	17/08/22	23/08/17	21 m	15.300	3.0	27.6	1.61	30/11/20	95.500	3.06	13.70	14.17	1	18	67	9.01	15.66	13.23	0.59	1.45	0.03	1.44
TRT140922T17	4.25	14/09/22	26/09/12	22 m	10.771	11.8	182.7	1.09	30/11/20	92.550	1.77	13.29	13.73	6	21	41	10.20	15.37	13.38	0.32	1.55	0.03	1.48
TRT091122T10	6.95	09/11/22	11/11/20	24 m	1.848	6.1	112.3	0.31	27/11/20	100.900	0.73	13.35	13.80	7	22		13.43	14.68	13.79	0.02	1.64	0.04	1.68
TRT180123T10	6.1	18/01/23	24/01/18	26 m	19.629	1.5	655.5	0.87	26/11/20	98.550	4.29	12.98	13.40	-9	9	-13	10.82	15.47	13.67	-0.31	1.75	0.04	1.81
TRT080323T10	3.55	08/03/23	20/03/13	28 m	16.985	1.8	120.8	1.59	27/11/20	88.500	1.60	13.10	13.53	13	24	14	9.75	15.55	13.04	0.31	1.95	0.05	1.78
TRT140623T19	8.1	14/06/23	20/06/18	31 m	10.660	1.1	54.3	1.67	23/11/20	107.050	7.12	12.85	13.26	-5	0		9.56	15.42	12.49	0.46	1.93	0.05	2.23
TRT270923T11	4.4	27/09/23	09/10/13	34 m	12.935	0.5	14.3	1.65	30/11/20	90.725	1.50	12.79	13.20	-9	3	-61	9.70	15.38	12.46	0.45	2.34	0.07	2.18
TRT181023T19	10.05	18/10/23	24/10/18	35 m	2.601	0.6	14.9	1.29	20/11/20	118.000	1.82	12.53	12.92	-11			9.90	15.22	12.56	0.28			
TRT200324T13	5.2	20/03/24	02/04/14	40 m	7.586	0.5	122.5	1.40	26/11/20	94.500	1.86	12.46	12.85	15	32	-150	10.20	15.17	12.69	0.12	2.63	0.09	2.58
TRT240724T15	4.5	24/07/24	06/08/14	44 m	19.469	2.3	80.0	0.93	26/11/20	90.850	2.99	12.16	12.53	-4	17	-121	11.26	15.01	13.25	-0.78	2.86	0.11	2.72
TRT120325T12	4	12/03/25	25/03/15	52 m	18.868	0.4	93.5	1.15	26/11/20	85.950	1.58	12.29	12.67	13	28	-109	10.61	14.97	13.13	-0.40	3.35	0.14	2.97
TRT011025T16	6.3	01/10/25	07/10/20	59 m	5.364	8.3	55.1	0.76	30/11/20	102.000	1.90	12.03	12.39	0	10		12.05	14.68	13.29	-1.19	3.45	0.16	3.65
TRT110226T13	5.3	11/02/26	24/02/16	63 m	24.876	62.8	1,467.1	0.74	27/11/20	95.650	3.00	11.73	12.07	-3	10	-149	11.55	14.59	13.31	-1.67	3.71	0.18	3.71
TRT240227T17	5.5	24/02/27	08/03/17	76 m	16.108	5.9	119.9	0.80	27/11/20	96.150	2.69	11.88	12.23	4	8	-159	11.87	14.89	13.47	-1.55	4.20	0.24	4.23
TRT110827T16	5.25	11/08/27	23/08/17	81 m	18.789	33.9	538.0	0.75	30/11/20	93.700	3.00	11.88	12.23	2	3	-154	11.82	14.84	13.53	-1.73	4.42	0.26	4.36
TRT080328T15	6.2	08/03/28	21/03/18	88 m	10.587	11.5	47.0	0.76	27/11/20	102.300	2.55	11.91	12.26	-5	41	-172	11.85	14.82	13.54	-1.68	4.56	0.29	4.86
TRT131130T14	5.85	13/11/30	25/11/20	121 m	3.688	8.4	145.0	0.03	27/11/20	98.700	0.16	11.93	12.29	4			12.25	12.36	12.31	-0.63	5.70	0.46	5.70

<b>Değişken Faizli Tahviller</b>																							
TRT190521T17	5.18	19/05/21	28/05/14	6 m	12.869	2.0	13.9	1.11	10/11/20	97.500	4.70						9.22	11.86	10.55				
TRT200422T14	4.44	20/04/22	29/04/15	17 m	12.604	9.8	116.3		23/10/20	97.875	0.12										0.02	0.00	0.45
TRT050624T19	4.86	05/06/24	14/06/17	43 m	12.739	1.0	5.0		31/12/19	100.600	1.05										0.65	0.01	0.42
TRT020725T10	4.71	02/07/25	11/07/18	56 m	2.833	0.6	0.7		31/12/19	100.000	10.00										0.40	0.01	0.02
TRT060825T15	4.36	06/08/25	15/08/18	57 m	18.085	25.3	140.9		08/06/20	98.550	3.51										0.41	0.01	0.18
TRT041126T11	6.67	04/11/26	13/11/19	72 m	17.499	4.5	60.3		24/11/20	99.900	0.51										0.09	0.00	0.44
TRT050527T17	6.67	05/05/27	13/05/20	78 m	20.009	1.0	2.3		30/09/20	99.000	3.68										0.33	0.01	0.11
TRT171127T15	6.77	17/11/27	25/11/20	85 m	2.080																		

<b>TÜFE'ye Endeksli Tahviller</b>																							
TRT060121T16	1.5	06/01/21	19/01/11	1 m	7.509	5.3	19.6	1.71	02/11/20	101.000	0.97	-2.56	-2.53				-2.53	4.90	2.20	-2.76	0.17	0.00	0.23

## Devlet İç Borçlanma Senetleri

İŞ YATIRIM



Rapor Terimleri

Tanım	Kpn%	Vade Tarihi ↓	İhraç Tarihi	Vadeye kalan (ay/yıl)	İhrac (mn TL)	Hacim (mnTL)			Aynı Gün Valörlü Son İşlem Tarihi	Son Temiz Fiyat	Birikmiş Faiz	Basit Faiz (%)	Bileşik Faiz (%)	Faiz Değ.(Δbp)			3ay Bant				Dur.	Konv.	PVBP * 100
						1G	1H	3A St.dev						1G	1H	3A	Min(%)	Mak(%)	Ort(%)	Z-skor			
TRT210721T11	1.5	21/07/21	03/08/11	8 m	9.304	51.7	707.3	1.15	09/11/20	102.300	0.91	-0.60	-0.60			-0.92	3.39	0.83	-1.24	0.62	0.01	0.86	
TRT230222T13	1.5	23/02/22	07/03/12	15 m	9.800	0.0	39.1	0.96	01/10/20	101.900	0.30	1.62	1.63	-78	55	-0.01	4.76	2.78	-1.20	1.52	0.04	1.62	
TRT261022T10	1.0	26/10/22	07/11/12	23 m	10.355	4.6	69.1	0.83	10/11/20	99.500	0.08	2.26	2.27	2		0.43	4.55	2.82	-0.66	1.97	0.06	2.17	
TRT030523T13	0.5	03/05/23	15/05/13	29 m	15.328	1.1	27.5	0.81	24/11/20	98.000	0.06	1.84	1.85	-16	10	0.65	4.36	2.52	-0.83	2.37	0.08	2.55	
TRT020823T11	1.5	02/08/23	14/08/13	32 m	8.477	1.1	15.5	0.70	20/08/20	103.000	0.13	1.92	1.93	14		1.03	4.42	2.91	-1.40	2.86	0.11	3.06	
TRT081123T10	1.4	08/11/23	20/11/13	36 m	8.497	2.2	33.8	0.71	30/09/20	102.700	1.08	1.90	1.91	33		1.28	4.24	3.02	-1.57	2.90	0.11	3.25	
TRT100124T17	2.1	10/01/24	16/01/19	38 m	13.041	0.6	8.1	0.86	30/06/20	109.300	1.94	1.49	1.50	-50		1.50	4.14	3.27	-2.07	3.26	0.14	2.06	
TRT080524T17	1.2	08/05/24	21/05/14	42 m	5.745	2.0	84.4	0.57	24/11/20	101.400	0.09	1.98	1.99	-2		1.48	4.27	2.85	-1.51	3.17	0.13	3.37	
TRT050624T35	2.1	05/06/24	12/06/19	43 m	9.221	0.6	37.3	0.79	30/06/20	100.600	0.24	3.92	3.96	0		1.54	4.05	2.99	1.23				
TRT180924T11	1.0	18/09/24	01/10/14	46 m	8.054	1.0	5.4	0.70	24/11/20	100.000	0.35	2.00	2.01	-13		1.51	4.44	2.96	-1.36	3.47	0.15	3.58	
TRT061124T11	1.6	06/11/24	13/11/19	48 m	7.137	1.2	22.9	0.48	11/11/20	102.800	0.01	2.46	2.48	-58	6	1.56	3.28	2.65	-0.35	3.63	0.17	2.11	
TRT290125T15	1.2	29/01/25	05/02/20	51 m	12.020	5.0	19.1	0.26	19/11/20	100.900	0.69	2.13	2.14			1.61	2.52	2.11	0.10	3.86	0.19	2.17	
TRT160425T17	1.0	16/04/25	29/04/15	53 m	8.822	0.2	15.8	0.63	18/11/20	98.016		2.48	2.50	0		1.60	4.44	2.99	-0.79				
TRT180625T13	0.8	18/06/25	24/06/20	55 m	10.939	0.0	33.8	0.30	19/11/20							1.58	2.66	2.14					
TRT140126T11	1.4	14/01/26	27/01/16	62 m	11.401	0.0	16.5	0.45	27/08/20		0.27					1.70	4.23	2.91					
TRT070727T13	1.5	07/07/27	19/07/17	80 m	13.623	1.5	5.4	0.68	29/07/20	102.500	0.12	2.50	2.52	16		1.85	4.60	3.49	-1.43				
TRT120128T11	1.5	12/01/28	24/01/18	87 m	7.585	0.8	4.8	0.99	30/06/20	107.100	1.28	1.89	1.90	-131		1.90	5.93	3.67	-1.79				
TRT280628T18		28/06/28	11/07/18		17.559	22.0	43.5	0.65	19/11/20	105.000	1.12	2.57	2.59	-1		1.94	4.21	3.01	-0.65	6.12	0.46	4.87	
TRT080530T19																							

## Kamu Kira Sertifikası

TRD100221T17	8.8	10/02/21	13/02/19	2 m	1.479	0.3	15.8	1.58	30/11/20	100.959	5.37	12.03	12.63	0	-7	-58	8.16	14.27	11.82	0.51	0.18	0.00	0.20
TRD160621T17	10.6	16/06/21	19/06/19	7 m	1.606	1.1	20.3	2.23	30/11/20	103.775	9.68	13.61	14.07	4	7	157	7.77	14.07	11.10	1.33	0.47	0.00	0.53
TRD140721T18	4.7	14/07/21	20/07/16	8 m	0.908	1.0	4.6	2.17	30/11/20	97.550	3.59	13.60	14.06	5	6	145	7.80	14.06	10.87	1.47	0.56	0.01	0.57
TRD180821T13	7.4	18/08/21	21/08/19	9 m	0.847	1.9	14.6	1.81	30/11/20	100.750	4.23	13.58	14.04	4	4		8.21	14.04	11.62	1.34	0.64	0.01	0.68
TRD151221T10	5.8	15/12/21	18/12/19	13 m	1.948	0.0	11.4	2.19	30/11/20		5.28					8.05	13.33	11.28		0.90	0.01	0.94	
TRD260122T19	4.9	26/01/22	29/01/20	14 m	2.926	0.2	22.0	2.42	30/11/20	96.631	3.35	12.95	13.37	39	63		7.95	13.96	11.42	0.80	1.02	0.02	1.02
TRD090222T19	4.9	09/02/22	12/02/20	15 m	2.205	0.4	15.8	2.21	30/11/20	97.160	2.98	12.37	12.75				7.90	13.99	10.70	0.93	1.05	0.02	1.06
TRD230322T10	5.3	23/03/22	25/03/20	16 m	0.600	0.5	7.2	2.10	13/11/20	97.282	1.58	12.87	13.28				8.36	13.35	10.65	1.25	1.19	0.02	1.18
TRD110522T12	4.7	11/05/22	13/05/20	18 m	6.457	0.1	15.9	2.26	19/11/20	95.000	0.23	13.23	13.67				8.16	13.67	11.25	1.07	1.32	0.02	1.28
TRD060722T17	4.8	06/07/22	08/07/20	19 m	1.096	0.0	7.0	1.80	26/11/20		3.71						9.13	13.37	10.64		1.38	0.03	1.37
TRD100822T10	5.4	10/08/22	16/08/17	21 m	1.184	1.0	2.6	2.13	27/11/20	97.000	3.25	12.74	13.15		3		8.37	14.23	11.09	0.97	1.44	0.03	1.46



# Özel Sektör Tahvilleri (TL)

İŞ YATIRIM

Rapor Terimleri

Kodu	Enstrüman	Kpn	Vade ↑	İhraç T.	Kpn Sıklık	Bir son. kupon t.	Toplam İhrac	Aynı Gün Valörlü Son İşlem Tarihi	Temiz Fiyat	Birikmiş Faiz	Getiri (%)	FaizΔ Son İki İşgünü			Fiyat Değ.			Hacim Ort.		Dur.	Konv.	PVBP * 100
												1G(Δ)	1H(Δ)	3A(Δ)	1G(Δ)	1H(Δ)	3A(Δ)	1H	3A			
<b>Özkaynak Hes.Dahil Borç.Araçları</b>																						
TRSTISB72712	Türkiye İş Bankası A.Ş.		27/07/27	08/08/17			1,100.00	18/11/20	100.300								0		1.09	2.65		
TRSVKFB92719	Türkiye Vakıflar Bankası		06/09/27	18/09/17			525.00	11/06/20											1.30	1.07		
TRSTHALE2716	Türkiye Halk Bankası		22/10/27	20/10/17			1,000.00	22/09/20											8.53	1.46		
TRSSKBKA2716	Şekerbank T.A.Ş.		10/12/27	22/12/17			300.00	01/10/20											0.13	1.58		
TRSSKBK52818	Şekerbank T.A.Ş.		11/05/28	24/05/18			150.00	07/07/20											0.04	0.78		
TRSTHAL62811	Türkiye Halk Bankası		04/07/28	03/07/18			1,950.00	17/02/20	99.957	1.85	14.6								0.15	0.01		
TRSTHAL92826	Türkiye Halk Bankası		13/09/28	26/09/18			2,979.80															
TRSEXIM92818	Türkiye İhracat Kredi		14/09/28	27/09/18			2,901.76															
TRSFIBA10016	Fibabanka A.Ş.		12/03/29	20/03/19			100.00															
TRSTISB62911	Türkiye İş Bankası A.Ş.		06/06/29	19/06/19			800.00	19/11/20											0.59	0.58		
TRSYKKB62914	Yapı Ve Kredi Bankası		20/06/29	03/07/19			500.00	19/11/20											0.00	0.25		
TRSTISB92918	Türkiye İş Bankası A.Ş.		13/09/29	26/09/19			350.00	29/09/20											0.82	0.06		
TRSVKFB92925	Türkiye Vakıflar Bankası		14/09/29	27/09/19			725.00	15/10/20											0.22	0.07		
TRSYKKB92911	Yapı Ve Kredi Bankası		20/09/29	03/10/19			300.00	07/02/20	101.000										0.40	0.03		
TRSGRANE2915	Türkiye Garanti Bankası		07/10/29	09/10/19			252.88	07/10/20	101.900					1.15					1.16	0.21		
TRSSKBKA0017	Şekerbank T.A.Ş.		28/11/29	11/12/19			250.00	21/10/20											0.00	0.00		
TRSGRAN23013	Türkiye Garanti Bankası		14/02/30	14/02/20			750.00	17/11/20	103.370					0.12	3.37				4.37	0.98		

<b>Kira Sertifikaları (Kot içi)</b>																							
TRDABVKA2025	Aktif Bank Sukuk Varlığı		03/12/20	07/08/20			50.00																
TRDTFVKA2012	Türkiye Finans Varlığı	7.80	04/12/20	08/06/20		04/12/2020	100.00	30/11/20	99.966	3.76									0.08	0.01	0.01	0.000	0.01
TRDTFVKA2020	Türkiye Finans Varlığı	0.00	04/12/20	22/09/20		04/12/2020	500.00	30/11/20	99.966	16.24									1.10	0.56	0.01	0.000	0.01
TRDZKVK2017	Ziraat Katılım Varlığı K	12.40	04/12/20	25/08/20		04/12/2020	300.00	30/11/20	99.962	3.33	16.6	2		0.028					0.16	0.03	0.01	0.000	0.01
TRDBRKA2053	Bereket Varlığı Kiralan	12.10	04/12/20	11/09/20		04/12/2020	250.00	26/11/20		2.55									0.48	0.08	0.02	0.000	0.02
TRDVVRKA2014	Vakıf Varlığı Kiralama	11.40	09/12/20	27/08/20		09/12/2020	275.00	26/11/20		2.87									0.58	0.11	0.03	0.000	0.03
TRDHVKA2011	Halk Varlığı Kiralama /	7.80	09/12/20	14/07/20		09/12/2020	100.00	04/11/20		2.44									0.36	0.06	0.09	0.001	0.09
TRDBRKA20A8	Bereket Varlığı Kiralan	13.00	11/12/20	27/10/20		11/12/2020	175.00	30/11/20	99.998	1.25	13.75	-1		0					0.75	0.06	0.03	0.000	0.03
TRDNVKA2013	Nurul Varlığı Kiralama	9.00	11/12/20	18/06/20		11/12/2020	100.00	24/11/20		3.95									0.00	0.00	0.04	0.000	0.05
TRDBRKA2012	Bereket Varlığı Kiralan	7.85	16/12/20	12/06/20	6	16/12/2020	300.00	27/11/20	99.555	1.01	17.64	88	126	0.003	0.085				1.06	0.43	0.04	0.000	0.04
TRDHVKA2029	Halk Varlığı Kiralama /	12.80	16/12/20	03/09/20		16/12/2020	50.00	18/11/20											0.00	0.00			
TRDTFVKA2038	Türkiye Finans Varlığı	0.00	16/12/20	30/09/20		16/12/2020	500.00	26/11/20	99.998	13.37	1			-0.002					4.13	0.95	0.05	0.000	0.05
TRDABVKA2033	Aktif Bank Sukuk Varlığı	0.00	17/12/20	21/08/20		17/12/2020	100.00	25/11/20											0.00	0.01	0.06	0.000	0.06
TRDZKVK2025	Ziraat Katılım Varlığı K	12.50	18/12/20	14/09/20		18/12/2020	700.00	30/11/20	99.778	2.67	17.98								1.00	1.09	0.04	0.000	0.05
TRDNVKA2021	Nurul Varlığı Kiralama	9.00	18/12/20	01/07/20		18/12/2020	50.00																
TRDVVRKA2022	Vakıf Varlığı Kiralama	12.00	18/12/20	10/09/20		18/12/2020	560.00	26/11/20		2.56									1.17	0.09	0.05	0.000	0.06
TRDABVKA2017	Aktif Bank Sukuk Varlığı		23/12/20	26/06/20			22.50	02/11/20											0.00	0.00	0.13	0.001	0.13
TRDZKVK12114	Ziraat Katılım Varlığı K	12.80	06/01/21	29/09/20		06/01/2021	500.00	30/11/20	99.774	2.21	15.76	8	30	0.009	0.009				0.71	1.86	0.09	0.001	0.10
TRDHVKA12113	Halk Varlığı Kiralama /	8.10	06/01/21	06/08/20		06/01/2021	100.00	06/11/20		2.11									0.24	0.02	0.15	0.001	0.16
TRDABVK12140	Aktif Bank Sukuk Varlığı	12.75	08/01/21	11/09/20		08/01/2021	50.00	30/11/20		2.83									0.95	0.07	0.10	0.001	0.10
TRDTFVK12117	Türkiye Finans Varlığı	0.00	08/01/21	12/06/20	12	04/12/2020	450.00	23/11/20											3.11	0.49			
TRDBRKT12189	Bereket Varlığı Kiralan	14.25	08/01/21	06/11/20		08/01/2021	350.00	19/11/20	99.889	16.01									0.32	0.02			
TRDABVK12132	Aktif Bank Sukuk Varlığı	9.30	08/01/21	17/07/20		08/01/2021	50.00																
TRDVVRK12134	Vakıf Varlığı Kiralama	13.50	08/01/21	05/11/20		08/01/2021	250.00																
TRDHVKA12121	Halk Varlığı Kiralama /	11.50	13/01/21	18/08/20		13/01/2021	40.00																
TRDBRKT12130	Bereket Varlığı Kiralan	8.10	20/01/21	09/07/20		20/01/2021	250.00	27/11/20	99.259	3.20	13.52	-332		0.498					4.12	0.70	0.13	0.001	0.14
TRDBRKT12122	Bereket Varlığı Kiralan	8.10	20/01/21	24/06/20	12	09/12/2020	300.00	23/11/20	98.802	24.12			1235		-1.2				0.82	1.36			
TRDVVRK12126	Vakıf Varlığı Kiralama	12.50	22/01/21	23/10/20		22/01/2021	200.00																
TRDZKVK12122	Ziraat Katılım Varlığı K	13.00	26/01/21	14/10/20		26/01/2021	350.00	30/11/20		1.71									2.77	0.22	0.14	0.001	0.15
TRDKTVK12117	Kuveyt Türk Kira Serti	8.00	27/01/21	01/07/20		27/01/2021	300.00	14/10/20	100.000	2.32	8.04	0	-8	0	0				3.18	1.55			0.01
TRDBRKT12197	Bereket Varlığı Kiralan	15.00	28/01/21	20/11/20		28/01/2021	275.00	27/11/20	100.005	0.41	15.89	0		0					2.02	0.16	0.15	0.001	0.16
TRDABVK12157	Aktif Bank Sukuk Varlığı	0.00	29/01/21	09/10/20		29/01/2021	35.00	18/11/20	99.970		13.93								0.58	0.05			
TRDABVK12116	Aktif Bank Sukuk Varlığı	10.03	29/01/21	31/01/20		29/01/2021	25.00	21/10/20		7.28									0.90	0.09			
TRDABVK12124	Aktif Bank Sukuk Varlığı		29/01/21	24/02/20			25.00	26/11/20											2.41	0.19			
TRDKTVK12125	Kuveyt Türk Kira Serti	13.25	29/01/21	27/10/20		29/01/2021	198.37	27/11/20		1.23									0.27	0.02	0.15	0.001	0.16
TRDYVKS22119	Yatırım Varlığı Kiralam	14.00	02/02/21	06/08/20		02/02/2021	40.00																
TRDVVRK22117	Vakıf Varlığı Kiralama	8.00	02/02/21	17/07/20		02/02/2021	300.00	20/10/20	98.606	2.10	13.35	0		0.606					0.65	0.05	0.27	0.002	0.28
TRDHVKA22112	Halk Varlığı Kiralama /	12.00	03/02/21	01/09/20		03/02/2021	100.00	24/11/20	99.968	2.79	12.42	0		0					0.01	0.00	0.18	0.001	0.19
TRDBRKT22113	Bereket Varlığı Kiralan	8.50	05/02/21	28/07/20		05/02/2021	200.00	27/11/20		2.91									2.63	0.47			
TRDZKVK22113	Ziraat Katılım Varlığı K	1																					

# Özel Sektör Tahvilleri (TL)

İŞ YATIRIM

Rapor Terimleri

Kodu	Enstrüman	Kpn	Vade ↑	İhraç T.	Kpn Sıklık	Bir son. kupon t.	Toplam İhrac	Aynı Gün Valörlü Son İşlem Tarihi	Temiz Fiyat	Birikmiş Faiz	Getiri (%)	FaizΔ Son İki İşgünü			Fiyat Değ.			Hacim Ort.		Dur.	Konv.	PVBP * 100
												1G(Δ)	1H(Δ)	3A(Δ)	1G(Δ)	1H(Δ)	3A(Δ)	1H	3A			
TRDHVKA22120	Halk Varlık Kiralama /	13.15	24/02/21	29/09/20		24/02/2021	120.00	15/10/20	99.987	0.61	13.67							0.14	0.01	0.34	0.003	0.34
TRDEVKS22160	Emlak Katılım Varlık K	15.25	26/02/21	24/11/20		26/02/2021	320.00	30/11/20	99.932	0.29	16.44	31		-0.067				0.38	0.03	0.22	0.002	0.23
TRDVVRK32124	Vakıf Varlık Kiralama	15.00	03/03/21	25/11/20		03/03/2021	125.00	30/11/20	99.869	0.25	16.42							0.63	0.05	0.23	0.002	0.24
TRDHVKA32111	Halk Varlık Kiralama /	12.95	03/03/21	30/09/20		03/03/2021	100.00	16/11/20		1.70								0.00	0.00	0.27	0.002	0.28
TRDHVKA32129	Halk Varlık Kiralama /	13.15	10/03/21	06/10/20		10/03/2021	120.00	06/11/20	99.975	1.22	13.65	0		-0.016				0.36	0.03	0.31	0.002	0.32
TRDABVK32114	Aktif Bank Sukuk Varlı	10.03	12/03/21	13/03/20		12/03/2021	50.00	27/11/20		7.20								0.00	0.00			
TRDABVK32122	Aktif Bank Sukuk Varlı		23/03/21	26/06/20			22.50	02/11/20										0.00	0.00	0.36	0.003	0.35
TRDHVKA32145	Halk Varlık Kiralama /	15.25	24/03/21	11/11/20		24/03/2021	60.00	26/11/20										0.93	0.07			
TRDHVKA32137	Halk Varlık Kiralama /	13.50	31/03/21	03/11/20		31/03/2021	50.00	24/11/20		0.81								0.00	0.00	0.32	0.003	0.33
TRDTFVK32115	Türkiye Finans Varlık		31/03/21	02/09/20	12	16/12/2020	500.00	02/10/20										3.42	0.27			
TRDVVRK42115	Vakıf Varlık Kiralama	12.50	02/04/21	18/09/20		02/04/2021	300.00															
TRDYVKS42117	Yatırım Varlık Kiralam	19.90	07/04/21	23/10/20		07/04/2021	35.00															
TRDTFVK42114	Türkiye Finans Varlık	12.50	09/04/21	09/09/20		09/04/2021	450.00															
TRDTFVK42122	Türkiye Finans Varlık	0.00	21/04/21	09/10/20		21/04/2021	500.00	19/11/20	99.980		13.34	4		-0.02				3.21	0.26			
TRDTFVK52113	Türkiye Finans Varlık	13.25	25/05/21	15/10/20		25/05/2021	800.00	19/11/20	99.980		13.54							0.29	0.02			
TRDYVKS62115	Yatırım Varlık Kiralam	17.28	02/06/21	03/06/20	4	02/12/2020	50.00	30/11/20		4.26								0.58	0.16	0.02	0.002	0.00
TRDEVKS62117	Emlak Katılım Varlık K	8.87	29/06/21	25/06/20	4	24/12/2020	100.00	03/07/20	100.185									0.28	0.02			
TRDABVK72110	Aktif Bank Sukuk Varlı		01/07/21	26/06/20			22.50	02/11/20										0.00	0.00	0.62	0.007	0.56
TRDEVKS72116	Emlak Katılım Varlık K	8.25	27/07/21	23/07/20	4	22/01/2021	100.00															
TRDABVK92118	Aktif Bank Sukuk Varlı		20/09/21	26/06/20			22.50	27/11/20										0.00	0.00	0.76	0.009	0.66
TRDABVKA2116	Aktif Bank Sukuk Varlı		17/12/21	26/06/20			22.50	24/11/20										0.00	0.00	1.05	0.016	0.06
TRDYVKA2119	Yatırım Varlık Kiralam	18.20	24/12/21	27/12/19	4	25/12/2020	150.00	13/11/20		2.59								0.04	0.52			0.12
TRDYVKS32217	Yatırım Varlık Kiralam	16.03	09/03/22	11/03/20	4	09/12/2020	75.00	27/11/20		3.60								0.15	0.03			0.03
TRDYVKSE2214	Yatırım Varlık Kiralam		12/10/22	14/10/20			75.00	26/11/20	100.000					0.13				0.58	0.05			
TRDABVK43012	Aktif Bank Sukuk Varlı	16.48	25/04/30	07/05/20	4	04/02/2021	420.00	09/11/20										0.00	0.00			

## Finansman Bonoları (Kot içi)

TRFSUVYA2016	Sümer Varlık Yönetim		01/12/20	05/06/20			13.70	16/10/20	98.388		13.76	178		1.59				0.01	0.00	0.11	0.001	0.11
TRFSUMFA2010	Sümer Faktoring A.Ş.		01/12/20	05/06/20			14.71															
TRFSKMDA2014	Şeker Yatırım Menkul		02/12/20	16/09/20			5.90															
TRFSKMDA2022	Şeker Yatırım Menkul		02/12/20	24/09/20			7.18															
TRFAKDNA2013	Akdeniz Faktoring A.Ş.		02/12/20	01/10/20			9.00		99.656		17.03							0.14	0.01			
TRFTPFCA2018	Creditwest Faktoring /		02/12/20	21/09/20			11.55	06/11/20	99.689		15.29	-27		0.203				0.14	0.01	0.06	0.000	0.06
TRFNURLA2012	Nurol Yatırım Bankası		03/12/20	12/08/20			50.00	19/11/20	99.540		12.77							0.01	0.00			
TRFTAMFA2013	Tam Faktoring A.Ş.		03/12/20	03/07/20			41.60	30/11/20	99.889		14.47	4		0.221				0.13	0.01	0.01	0.000	0.01
TRFDZBKA2091	Denizbank A.Ş.		04/12/20	25/09/20			51.00	30/09/20	97.763		13.55							0.96	0.07			
TRFAKBKA2026	Akbank T.A.Ş.		04/12/20	03/06/20			1,750.00	30/11/20	99.877		16.17	235		0.125				3.07	3.82	0.01	0.000	0.01
TRFDZBKA2018	Denizbank A.Ş.		04/12/20	03/06/20			105.00	20/11/20										1.71	0.17	0.03	0.000	0.03
TRFSKFKA2071	Şeker Finansal Kiralacı		04/12/20	16/10/20			7.03															
TRFSUMFA2028	Sümer Faktoring A.Ş.		04/12/20	08/09/20			4.13															
TRFSKFKA2022	Şeker Finansal Kiralacı		04/12/20	18/09/20			20.00	22/09/20	99.625		14.71	18		2.301				0.07	0.01			
TRFFNBKA2028	Qnb Finansbank A.Ş.		04/12/20	11/09/20			277.30	30/11/20										0.02	0.06	0.01	0.000	0.01
TRFTBAKA2019	Türkisch Bank A.Ş.		04/12/20	24/09/20			15.00		99.649		13.69							0.07	0.01			
TRFGRANA2013	Türkiye Garanti Bankası		04/12/20	04/06/20			221.44		98.971		17.84							0.07	0.01			
TRFTHALA2012	Türkiye Halk Bankası		04/12/20	07/08/20			259.00	01/09/20										0.00	0.00	0.24	0.002	0.24
TRFVKFBA2077	Türkiye Vakıflar Bankası		04/12/20	18/09/20			416.91	30/11/20										0.00	0.08	0.01	0.000	0.01
TRFVKFBA2069	Türkiye Vakıflar Bankası		04/12/20	11/09/20			209.00	11/11/20										3.33	0.26	0.06	0.000	0.06
TRFLDFKA2010	Lider Faktoring A.Ş.		04/12/20	09/09/20			12.00															
TRFPHCMA2013	Phillipcapital Menkul İ		08/12/20	08/09/20			33.05	02/11/20										0.00	0.00	0.09	0.000	0.09
TRFSKFKA2063	Şeker Finansal Kiralacı		09/12/20	16/10/20			37.00	20/10/20	99.377		16.42	7		1.43				0.29	0.02			
TRFISFNA2015	İş Finansal Kiralama /		09/12/20	10/09/20			132.00	04/11/20	99.485		13.39							0.21	0.02	0.09	0.000	0.09
TRFAKYBA2012	Aktif Yatırım Bankası /		09/12/20	11/12/19			300.00															
TRFAKBKA20C4	Akbank T.A.Ş.		09/12/20	09/09/20			218.63	04/11/20										0.00	0.00	0.09	0.000	0.09
TRFDZFKA2014	Deniz Faktoring A.Ş.		09/12/20	02/10/20			79.00	20/10/20	99.448		14.41	10		1.264				0.32	0.02	0.13	0.001	0.13
TRFYKYMA2011	Yapı Kredi Yatırım Me		09/12/20	09/09/20			77.31															
TRFEKOFKA2016	Eko Faktoring A.Ş.		10/12/20	23/09/20			10.00	21/10/20										0.00	0.00	0.13	0.001	0.13
TRFBVYSA2019	Birikim Varlık Yönetim		10/12/20	10/09/20			5.00	10/11/20										0.03	0.00	0.07	0.000	0.08
TRFDNFKA2026	Deniz Finansal Kiralacı		11/12/20	18/09/20			177.00	04/11/20										0.00	0.00	0.09	0.001	0.10

# Özel Sektör Tahvilleri (TL)

İŞ YATIRIM

Rapor Terimleri

Kodu	Enstrüman	Kpn	Vade ↑	İhraç T.	Kpn Sıklık	Bir son. kupon t.	Toplam İhrac	Aynı Gün Valörlü Son İşlem Tarihi	Temiz Fiyat	Birikmiş Faiz	Getiri (%)	FaizΔ Son İki İşgünü			Fiyat Değ.			Hacim Ort.		Dur.	Konv.	PVBP * 100
												1G(Δ)	1H(Δ)	3A(Δ)	1G(Δ)	1H(Δ)	3A(Δ)	1H	3A			
TRFGRFAA2013	Garanti Faktoring A.Ş.		11/12/20	14/08/20			34.02	27/10/20	98.482		13.21						0.09	0.01	0.11	0.001	0.12	
TRFSKFHA2019	Şeker Faktoring Hizm		11/12/20	09/10/20			22.00	13/10/20	97.594		16.26						0.00	0.00				
TRFVKFBA2010	Türkiye Vakıflar Bankası		11/12/20	24/07/20			308.26	17/11/20									6.10	0.47				
TRFTHALA2038	Türkiye Halk Bankası		11/12/20	16/10/20			188.00															
TRFTHALA2020	Türkiye Halk Bankası		11/12/20	04/09/20			560.00										0.00	0.00				
TRFTCMDA2013	Tacirler Yatırım Menkı		11/12/20	18/09/20			50.00	27/11/20									0.42	0.03	0.03	0.000	0.03	
TRFINFMA2011	İnfo Yatırım Menkul D		14/12/20	14/09/20			45.00	18/11/20									1.03	0.08				
TRFOYMDA2012	Oyak Yatırım Menkul İ		14/12/20	01/10/20			60.00															
TRFYKBKA2028	Yapı Ve Kredi Bankası	15.06	15/12/20	07/08/20	12	15/12/2020	577.55	13/11/20	100.550				0.15				1.46	0.16				
TRFDZYOAA2017	Deniz Gayrimenkul Ye	12.90	16/12/20	23/09/20		16/12/2020	96.00	23/11/20									0.00	0.00				
TRFSKMDA2048	Şeker Yatırım Menkul		16/12/20	23/10/20			17.03															
TRFYAKFA2018	Yapı Kredi Faktoring /		16/12/20	16/09/20			107.65	25/11/20									0.00	0.00	0.05	0.000	0.05	
TRFZORNA2022	Zorlu Enerji Elektrik Ü		16/12/20	29/05/20			53.15	04/11/20									0.00	0.00	0.10	0.001	0.11	
TRFSKMDA2030	Şeker Yatırım Menkul		16/12/20	21/10/20			5.53															
TRFNURLA2020	Nurul Yatırım Bankası		16/12/20	02/09/20			70.00		97.981		15.72	67		1.156			0.49	0.04				
TRFODEAA2010	Odea Bank A.Ş.		17/12/20	23/09/20			50.81															
TRFSKFHA2027	Şeker Faktoring Hizm		17/12/20	14/10/20			14.00	16/10/20	97.475		16.25						0.00	0.00				
TRFSKFHA2035	Şeker Faktoring Hizm		17/12/20	27/10/20			6.98															
TRFSKFHA2043	Şeker Faktoring Hizm		17/12/20	27/10/20			26.64	30/10/20	97.971		16.87						0.00	0.00				
TRFSKFKA2014	Şeker Finansal Kiralası		18/12/20	29/07/20			8.73	04/08/20	96.425		10.26						0.00	0.00				
TRFSKFKA2048	Şeker Finansal Kiralası		18/12/20	25/09/20			30.00	01/10/20	97.045		15.07						0.00	0.00				
TRFDNZYA2018	Deniz Menkul Kıymetl		18/12/20	01/07/20			50.00	13/07/20	96.817		12.53						0.35	0.03				
TRFFNBKA2036	Qnb Finansbank A.Ş.		18/12/20	02/10/20			581.56	23/10/20									0.00	0.00	0.14	0.001	0.14	
TRFVKFBA2044	Türkiye Vakıflar Bankası		18/12/20	14/08/20			289.06															
TRFAKDNA2021	Akdeniz Faktoring A.Ş.		22/12/20	14/10/20			10.52															
TRFYAKFA2026	Yapı Kredi Faktoring /		22/12/20	23/09/20			67.51	13/11/20									0.00	0.00				
TRFFNBKA2044	Qnb Finansbank A.Ş.		23/12/20	09/10/20			76.00	13/10/20	97.541		13.65						3.48	0.27				
TRFNURLA2038	Nurul Yatırım Bankası		24/12/20	11/09/20			100.00	30/11/20	99.101		14.71	-59		2.701			6.18	0.48	0.06	0.000	0.06	
TRFTCMDA2021	Tacirler Yatırım Menkı		24/12/20	15/10/20			20.00															
TRFDZBKA2026	Denizbank A.Ş.		25/12/20	05/06/20			25.00	26/08/20	96.251		12.22	377		-0.449			0.61	0.05	0.31	0.002	0.30	
TRFDZBKA2034	Denizbank A.Ş.		25/12/20	10/06/20			50.00	13/11/20									2.09	0.37	0.10	0.001	0.10	
TRFSKFKA2055	Şeker Finansal Kiralası		25/12/20	07/10/20			28.00	09/10/20	98.775		15.62	-7		1.803			0.14	0.01				
TRFSKFHA2050	Şeker Faktoring Hizm		28/12/20	06/11/20			13.77															
TRFTERAA2019	Tera Menkul Değerler		28/12/20	03/07/20			6.99															
TRFDZBKA20B8	Denizbank A.Ş.		28/12/20	16/10/20			10.00	30/11/20	98.787		17.24						0.07	0.01	0.07	0.000	0.07	
TRFTCMDA2039	Tacirler Yatırım Menkı		28/12/20	19/10/20			25.00	19/11/20									0.00	0.00				
TRFARENA2015	Arena Faktoring A.Ş.	11.00	28/12/20	03/07/20		28/12/2020	18.00	04/08/20	95.785		11.37	1		0.165			5.05	0.39				
TRFSKFHA2068	Şeker Faktoring Hizm		28/12/20	13/11/20			11.23															
TRFSKMDA2055	Şeker Yatırım Menkul		29/12/20	11/11/20			22.52															
TRFINFMA2052	İnfo Yatırım Menkul D		30/12/20	30/10/20			3.00	26/11/20									0.00	0.00	0.08	0.000	0.09	
TRFINFMA2029	İnfo Yatırım Menkul D		30/12/20	01/10/20			38.00	26/11/20									0.53	0.04	0.08	0.000	0.09	
TRFINFMA2037	İnfo Yatırım Menkul D		30/12/20	20/10/20			10.00	26/11/20									0.00	0.00	0.08	0.000	0.09	
TRFINFMA2045	İnfo Yatırım Menkul D		30/12/20	28/10/20			7.00															
TRFDZBKA20A0	Denizbank A.Ş.		30/12/20	25/09/20			7.00															
TRFDZBKA2083	Denizbank A.Ş.		30/12/20	11/09/20			11.60															
TRFALNFA2028	Alternatif Bank A.Ş.		31/12/20	14/09/20			53.50	17/09/20	96.408		13.56	0		0			0.28	0.02				
TRFAKYB12123	Aktif Yatırım Bankası		04/01/21	02/10/20			1,000.00															
TRFVFAS12131	Vakıf Faktoring A.Ş.		04/01/21	03/11/20			66.27															
TRFORFN12115	Orfin Finansman A.Ş.		04/01/21	09/07/20			70.00	25/11/20									0.06	0.01	0.10	0.001	0.10	
TRFPHCM12112	Phillipcapital Menkul İ		04/01/21	02/10/20			54.52	27/11/20									2.11	0.16	0.09	0.000	0.09	
TRFKNTF12119	Kent Faktoring A.Ş.		05/01/21	30/10/20			10.13															
TRFFFKR12119	Qnb Finans Finansal İ		05/01/21	15/09/20			92.07	25/11/20									0.00	0.00	0.10	0.001	0.11	
TRFAKBK12122	Akbank T.A.Ş.		05/01/21	05/06/20			1,322.00	26/11/20									0.07	0.84	0.10	0.001	0.10	
TRFGRFA12126	Garanti Faktoring A.Ş.		05/01/21	01/10/20			168.05	30/11/20	98.691		14.3						0.63	0.05	0.09	0.000	0.09	
TRFSKFH12113	Şeker Faktoring Hizm		06/01/21	27/10/20			6.66	30/10/20	97.132		16.91						0.00	0.00				
TRFEKOF12119	Eko Faktoring A.Ş.		06/01/21	09/10/20			14.30	21/10/20									0.00	0.00				
TRFGLMK12116	Global Menkul Değerl		06/01/21	02/10/20			11.65															
TRFZORN12113	Zorlu Enerji Elektrik Ü		07/01/21	17/07/20			30.00															
TRFTHAL12128	Türkiye Halk Bankası		07/01/21	25/08/20			200.00															
TRFTISB12129	Türkiye İş Bankası A.Ş.		07/01/21	06/10/20			710.00	30/11/20	98.687		13.54						0.99	0.72	0.10	0.001	0.10	
TRFA1CP12119	A1 Capital Yatırım Me		08/01/21	10/07/20			25.00															
TRFODEA12115	Odea Bank A.Ş.		08/01/21	05/06/20			25.48															
TRFOYMD12118	Oyak Yatırım Menkul İ		08/01/21	16/10/20			62.50															
TRFSKFK12125	Şeker Finansal Kiralası		08/01/21	06/11/20			21.50	10/11/20	97.441		17.4						0.00	0.00				





# Özel Sektör Tahvilleri (TL)

İŞ YATIRIM

Rapor Terimleri

Kodu	Enstrüman	Kpn	Vade ↑	İhraç T.	Kpn Sıklık	Bir son. kupon t.	Toplam İhrac	Aynı Gün Valörlü Son İşlem Tarihi	Temiz Fiyat	Birikmiş Faiz	Getiri (%)	FaizΔ Son İki İşgünü			Fiyat Değ.			Hacim Ort.		Dur.	Konv.	PVBP * 100
												1G(Δ)	1H(Δ)	3A(Δ)	1G(Δ)	1H(Δ)	3A(Δ)	1H	3A			
TRFISFA22111	İş Faktoring A.Ş.		11/02/21	13/11/20			216.19		96.712		16.71						0.28	0.02				
TRFPHCM22111	Phillipcapital Menkul İ		12/02/21	13/11/20			61.75	24/11/20									3.58	0.28				
TRFDZBK22115	Denizbank A.Ş.		12/02/21	16/07/20			71.50	26/11/20									0.14	0.04	0.20	0.001	0.20	
TRFYKBK22113	Yapı Ve Kredi Bankas		12/02/21	23/06/20			150.00															
TRFKORT22111	Korteks Mensucat Sar		12/02/21	15/10/20			15.00	19/10/20	94.731		18.57						0.01	0.00				
TRFGLMK22115	Global Menkul Değerl		12/02/21	12/11/20			12.46	16/11/20	95.952		18.7						0.34	0.03				
TRFEKOF22118	Eko Faktoring A.Ş.		15/02/21	19/11/20			14.50	30/11/20									0.00	0.00	0.19	0.001	0.20	
TRFTISB22144	Türkiye İş Bankası A.Ş		15/02/21	09/07/20			908.72															
TRFTISB22136	Türkiye İş Bankası A.Ş		15/02/21	11/06/20			162.49															
TRFTISB22128	Türkiye İş Bankası A.Ş		15/02/21	14/05/20			220.04															
TRFDZBK22149	Denizbank A.Ş.		16/02/21	17/08/20			250.00	08/09/20									0.00	0.00				
TRFDZBK22131	Denizbank A.Ş.		16/02/21	18/08/20			85.00										0.00	0.00				
TRFFFKR22126	Qnb Finans Finansal İ		16/02/21	17/11/20			151.39	27/11/20	96.579		16.98	0		0.083		0.69	0.05	0.20	0.001	0.20		
TRFISGY22119	İş Gayrimenkul Yatırım		18/02/21	20/11/20			50.75	23/11/20	96.393		16.66					0.28	0.02					
TRFOSMK22114	Osmanlı Yatırım Menk		19/02/21	24/11/20			16.50															
TRFYKBK22121	Yapı Ve Kredi Bankas		19/02/21	03/07/20			155.05	25/11/20								1.09	0.08	0.22	0.002	0.22		
TRFVKFB22135	Türkiye Vakıflar Banka		19/02/21	23/10/20			375.94															
TRFAKFT22115	Ak Faktoring A.Ş.		22/02/21	23/11/20			11.00	27/11/20									0.06	0.00				
TRFFFKR22134	Qnb Finans Finansal İ		23/02/21	24/11/20			86.81	27/11/20	96.288		16.99						0.07	0.01				
TRFPHCM22129	Phillipcapital Menkul İ		23/02/21	24/11/20			27.24	26/11/20	95.908		18.69						2.33	0.18				
TRFNURL22127	Nurol Yatırım Bankası		23/02/21	18/11/20			100.00															
TRFVFAS22122	Vakıf Faktoring A.Ş.		23/02/21	25/11/20			118.70		96.406		17.24						0.28	0.02				
TRFSUMF22111	Sümer Faktoring A.Ş.		24/02/21	25/11/20			10.00															
TRFAKYB22122	Aktif Yatırım Bankası		26/02/21	23/10/20			498.64															
TRFTEBK22140	Türk Ekonomi Bankas		26/02/21	02/07/20			246.75	25/11/20									0.03	0.50	0.24	0.002	0.24	
TRFKORT32136	Korteks Mensucat Sar		03/03/21	27/08/20			29.00															
TRFKORT32128	Korteks Mensucat Sar		03/03/21	15/05/20			8.96	26/11/20									0.00	0.00	0.25	0.002	0.25	
TRFDZBK32148	Denizbank A.Ş.		05/03/21	07/08/20			10.00	16/09/20	94.582		12.71	2		0.211		1.28	0.10	0.44	0.004	0.41		
TRFMLPC32112	Mlp Sağlık Hizmetleri		12/03/21	04/09/20			94.74										0.00	0.00				
TRFTISB32119	Türkiye İş Bankası A.Ş		15/03/21	13/08/20			512.85															
TRFAKYB32113	Aktif Yatırım Bankası		17/03/21	18/03/20			300.00															
TRFVKFB32118	Türkiye Vakıflar Banka		19/03/21	20/11/20			158.82															
TRFMCBF32114	Mercedes-Benz Finan		19/03/21	22/09/20			60.00															
TRFALNF32115	Alternatif Bank A.Ş.		25/03/21	25/11/20			50.00	30/11/20	95.135		17.15						0.27	0.02	0.29	0.002	0.28	
TRFNHOL32112	Nurol Holding A.Ş.	14.75	25/03/21	26/03/20	4	24/12/2020	250.00															
TRFZORN32129	Zorlu Enerji Elektrik Ü		26/03/21	18/09/20			62.09										0.00	0.00				
TRFZORN32111	Zorlu Enerji Elektrik Ü		26/03/21	11/06/20			31.54	21/08/20	92.316		14.39						0.00	0.00				
TRFTISB42118	Türkiye İş Bankası A.Ş		12/04/21	24/09/20			521.19															
TRFA1CP42116	A1 Capital Yatırım Me		16/04/21	21/10/20			25.00															
TRFAKYB42112	Aktif Yatırım Bankası		20/04/21	21/04/20			400.00															
TRFKCTF42119	Koç Finansman A.Ş.		21/04/21	25/06/20			75.00	09/11/20									0.27	0.02	0.42	0.004	0.41	
TRFZORN42110	Zorlu Enerji Elektrik Ü		22/04/21	30/09/20			19.30															
TRFKFTF52111	Koç Fiat Kredi Finans		03/05/21	06/07/20			50.00	12/11/20									0.86	0.10	0.44	0.004	0.42	
TRFTISB52117	Türkiye İş Bankası A.Ş		03/05/21	08/10/20			453.44															
TRFH5BC52115	Hsbc Bank A.Ş.		05/05/21	07/10/20			1,000.00	12/11/20									0.30	0.02	0.44	0.004	0.41	
TRFKORT52118	Korteks Mensucat Sar		07/05/21	10/08/20			26.95															
TRFTERA52110	Tera Menkul Değerler		07/05/21	09/11/20			20.00	20/11/20	93.542		15.61	3		0.323		3.33	0.26	0.42	0.004	0.40		
TRFAKYB52111	Aktif Yatırım Bankası		26/05/21	27/05/20			148.85															
TRFNURL52116	Nurol Yatırım Bankası		26/05/21	27/05/20			50.00	27/11/20									0.00	0.00	0.46	0.004	0.45	
TRFGKYH52115	Gedik Yatırım Holding		27/05/21	28/05/20			12.00	12/10/20									0.00	0.00				
TRFTISB62116	Türkiye İş Bankası A.Ş		07/06/21	19/11/20			243.75															
TRFTHAL62115	Türkiye Halk Bankası		10/06/21	15/06/20			328.00	06/10/20									0.00	0.00	0.63	0.007	0.56	
TRFDZBK62111	Denizbank A.Ş.		10/06/21	11/06/20			400.00	30/11/20									5.99	0.56				
TRFGLMD62116	Global Yatırım Holding		24/06/21	06/10/20			37.12	30/11/20									0.00	0.00	0.52	0.005	0.47	
TRFAKYB72119	Aktif Yatırım Bankası		06/07/21	07/07/20			399.90															
TRFGDKM72117	Gedik Yatırım Menkul		12/07/21	13/07/20			44.30	16/07/20									0.00	0.00				
TRFKCTF72116	Koç Finansman A.Ş.		27/07/21	28/07/20			50.00	25/11/20	90.338		16.42						0.06	0.01	0.62	0.007	0.54	
TRFAKYB82118	Aktif Yatırım Bankası		31/08/21	01/09/20			315.53															
TRFMCBFE2116	Mercedes-Benz Finan		04/10/21	05/10/20			100.00															
TRSYAKF12218	Yapı Kredi Faktoring A		05/01/22	09/07/20			90.00	14/08/20	83.422		13.88						0.48	0.04				





## Özel Sektör Tahvilleri (TL)

İŞ YATIRIM

Rapor Terimleri

Kodu	Enstrüman	Kpn	Vade ↑	İhraç T.	Kpn Sıklık	Bir son. kupon t.	Toplam İhrac	Aynı Gün Valörlü Son İşlem Tarihi	Temiz Fiyat	Birikmiş Faiz	Getiri (%)	Faiz Δ Son İki İşgünü			Fiyat Değ.			Hacim Ort.		Dur.	Konv.	PVBP * 100	
												1G(Δ)	1H(Δ)	3A(Δ)	1G(Δ)	1H(Δ)	3A(Δ)	1H	3A				
TRFTEBK32115	Türk Ekonomi Bankası	9.43	05/03/21	05/06/20	4	04/12/2020	2,794.75	30/11/20	98.220	2.27	17.64	91				-0.13			8.22	2.30	0.24	0.002	0.25
TRFERTT32112	Ereğli Tekstil Turizm	19.50	08/03/21	09/11/20	12	07/12/2020	36.00	12/11/20											0.00	0.00			
TRFBVYS32112	Birikim Varlık Yönetim	14.00	10/03/21	11/03/20	12	16/12/2020	26.50	25/06/20		0.88									0.00	0.00			
TRFTEBK32123	Türk Ekonomi Bankası	9.43	12/03/21	12/06/20	4	11/12/2020	567.82	12/08/20	98.370		14.07	0				0.01			2.14	0.17			
TRFDZBK32114	Denizbank A.Ş.		12/03/21	17/06/20			110.00																
TRFDZBK32122	Denizbank A.Ş.		19/03/21	22/07/20			51.00	14/10/20											2.22	0.17			
TRFDZBK32130	Denizbank A.Ş.	0.00	19/03/21	24/07/20	12	09/12/2020	76.00	27/11/20											0.37	0.03	0.30	0.002	0.30
TRFTEBK32131	Türk Ekonomi Bankası	9.43	19/03/21	19/06/20	4	18/12/2020	401.04	30/11/20		1.91									3.68	0.29			
TRFDZY032118	Deniz Gayrimenkul Yatırım	10.58	22/03/21	23/03/20		22/03/2021	41.85																
TRDHVKA32152	Halk Varlık Kiralama	14.95	23/03/21	18/11/20		23/03/2021	50.00																
TRFFNBK32115	Qnb Finansbank A.Ş.	15.20	26/03/21	20/11/20	12	18/12/2020	572.88																
TRFBVYS42111	Birikim Varlık Yönetim	19.00	13/04/21	27/10/20	1	22/12/2020	15.00																
TRFTEBK42122	Türk Ekonomi Bankası	9.60	15/04/21	10/07/20	12	14/12/2020	77.37																
TRFZORN42128	Zorlu Enerji Elektrik Ü	19.50	22/04/21	23/10/20	12	23/12/2020	80.22	27/10/20	100.000		21.34								0.06	0.00			
TRFTEBK42114	Türk Ekonomi Bankası	9.60	22/04/21	26/06/20	12	23/12/2020	266.18	25/11/20		0.08									2.26	0.18			
TRFTEBK42130	Türk Ekonomi Bankası	9.60	22/04/21	17/07/20	12	21/12/2020	142.23																
TRFZORF42116	Zorlu Faktoring A.Ş.	18.00	26/04/21	12/10/20	12	07/12/2020	28.76																
TRFSUVY52110	Sümer Varlık Yönetim	15.56	05/05/21	26/08/20	4	10/02/2021	12.00																
TRFBOVY52119	Boğaziçi Varlık Yönetim	20.84	07/05/21	08/05/20	4	05/02/2021	30.00	06/11/20		0.17									0.02	0.00			0.23
TRFKORT52126	Korteks Mensucat Sar	19.75	07/05/21	16/11/20		07/05/2021	32.19	23/11/20	100.275		20.88	-77				0.275			1.43	0.11			
TRFZORF52115	Zorlu Faktoring A.Ş.	19.50	20/05/21	05/11/20	12	03/12/2020	28.23																
TRFZORN62126	Zorlu Enerji Elektrik Ü	14.75	03/06/21	17/07/20	6	15/01/2021	47.24																
TRFZORN62118	Zorlu Enerji Elektrik Ü	14.50	03/06/21	11/06/20	4	09/12/2020	40.87	27/11/20		3.22									0.00	0.01			0.03
TRFSUVY62119	Sümer Varlık Yönetim	16.50	04/06/21	05/06/20	4	04/12/2020	34.69																
TRFTEBK62112	Türk Ekonomi Bankası	9.43	07/06/21	12/06/20	12	09/12/2020	309.43	26/11/20		0.47									0.07	0.12	0.49	0.005	0.59
TRFHVT62114	Dünya Varlık Yönetim	17.86	25/06/21	26/06/20	4	25/12/2020	40.00	02/11/20	101.390							1.39			0.45	0.04			
TRFATFK92118	Atılım Faktoring A.Ş.	13.67	01/09/21	03/09/20	4	03/12/2020	10.00																
TRFTHAL92112	Türkiye Halk Bankası	0.00	10/09/21	11/09/20	4	11/12/2020	252.00																
TRFDVYS92112	Dünya Varlık Yönetim		20/09/21	21/09/20	4	21/12/2020	29.00	16/11/20											0.12	0.01			0.10
TRFZORN92115	Zorlu Enerji Elektrik Ü		23/09/21	30/09/20	4	30/12/2020	9.85																
TRFATFK92126	Atılım Faktoring A.Ş.	13.94	28/09/21	30/09/20	4	30/12/2020	15.00																
TRFDVYSK2114	Dünya Varlık Yönetim		12/11/21	13/11/20	4	12/02/2021	52.50																

### Özel Sektör Tahvilleri

#### Özel Sektör Tahvilleri (Kot içi)

TRISGYA2016	İş Gayrimenkul Yatırım		11/12/20	03/12/19			68.80	24/11/20	99.295		16.41	34				0.553			0.78	0.20	0.04	0.000	0.04
TRSZORNA2019	Zorlu Enerji Elektrik Ü	7.41	16/12/20	31/05/19		16/12/2020	5.65																
TRSZORNA2027	Zorlu Enerji Elektrik Ü	77.31	16/12/20	14/06/19	2	16/12/2020	1.80	21/08/19											0.00	0.00			
TRSZORNA2035	Zorlu Enerji Elektrik Ü	18.50	16/12/20	05/12/19	12	16/12/2020	24.04	16/11/20		0.05									0.17	0.01	0.07	0.000	0.08
TRSHKTA2014	Hektaş Ticaret A.Ş.	15.10	18/12/20	21/12/18	4	18/12/2020	38.00	10/11/20	100.150	2.23						0			0.03	0.02	0.10	0.000	0.10
TRSFNBK12110	Qnb Finansbank A.Ş.	14.09	08/01/21	03/01/20	4	08/01/2021	99.04	17/09/20											8.58	0.67			
TRSBOLU12115	Oyak Çimento Fabrikası	15.74	11/01/21	14/01/19	4	11/01/2021	50.00	26/11/20		1.94									0.00	0.05	0.13	0.000	0.12
TRSKORT12115	Korteks Mensucat Sar	30.00	20/01/21	26/07/19	4	20/01/2021	9.32	02/08/19	104.000							-2			0.10	0.01			
TRSZORN12116	Zorlu Enerji Elektrik Ü	30.00	20/01/21	24/07/19	4	20/01/2021	24.31	15/10/20	104.000	7.07						-1			0.15	0.02			0.02

# Özel Sektör Tahvilleri (TL)

İŞ YATIRIM

Rapor Terimleri

Kodu	Enstrüman	Kpn	Vade ↑	İhraç T.	Kpn Sıklık	Bir son. kupon t.	Toplam İhrac	Aynı Gün Valörlü Son İşlem Tarihi	Temiz Fiyat	Birikmiş Faiz	Getiri (%)	FaizΔ Son İki İşgünü			Fiyat Değ.			Hacim Ort.		Dur.	Konv.	PVBP * 100
												1G(Δ)	1H(Δ)	3A(Δ)	1G(Δ)	1H(Δ)	3A(Δ)	1H	3A			
TRSZORN12124	Zorlu Enerji Elektrik Ü	21.00	20/01/21	20/09/19	4	18/12/2020	12.18	09/07/20	100.000	1.21							0.16	0.01			0.19	
TRSTPRS12115	Tüpraş-Türkiye Petrol	9.15	22/01/21	25/01/19	4	22/01/2021	250.00	26/10/20		0.10							0.69	0.40	0.00	0.000	0.23	
TRISISGY12113	İş Gayrimenkul Yatırım	16.17	25/01/21	28/01/19	4	25/01/2021	100.00	07/10/20	100.000	2.13				0	0		0.13	0.08			0.05	
TRSAKBK12117	Akbank T.A.Ş.		29/01/21	09/10/19			150.00	03/11/20									0.00	0.07	0.22	0.001	0.22	
TRSAKYB12118	Aktif Yatırım Bankası		29/01/21	01/02/19			300.00															
TRSTPRS22114	Tüpraş-Türkiye Petrol	9.67	05/02/21	08/02/19	4	05/02/2021	400.00	24/11/20	100.000	0.50				0			0.34	0.41				
TRSARCL22117	Arçelik A.Ş.	17.02	12/02/21	15/02/19	4	12/02/2021	500.00	24/11/20	100.400	0.56				0.4	0.4		0.27	0.27				
TRSOPAS22111	Opet Petrolcülük A.Ş.	15.36	18/02/21	22/02/18	4	18/02/2021	75.00	30/11/20		0.50							0.44	0.13	0.22	0.001	0.21	
TRSOPAS22129	Opet Petrolcülük A.Ş.	17.17	19/02/21	22/02/19	4	19/02/2021	250.00	20/11/20	99.900	0.14				0			0.07	0.27			0.23	
TRSENJ22110	Enerjisa Enerji A.Ş.	4.75	23/02/21	02/03/17	2	23/02/2021	405.00	30/11/20		1.28							0.57	0.41	0.23	0.001	0.19	
TRSMGTI22115	Migros Ticaret A.Ş.	19.77	24/02/21	27/02/19	4	24/02/2021	200.00	26/11/20		0.11							0.05	0.14	-0.01	0.000	0.23	
TRSKORT32113	Korteks Mensucat Sar	25.00	03/03/21	29/08/19	4	03/03/2021	5.32	23/09/19	103.500					3.5			0.06	0.00				
TRSHK32123	Hektaş Ticaret A.Ş.	13.74	10/03/21	13/03/19	4	10/03/2021	57.00	23/11/20		2.86							0.00	0.02	0.11	0.000	0.02	
TRSYKKBK32115	Yapı Ve Kredi Bankas	12.89	11/03/21	13/02/20	4	03/12/2020	286.45	08/09/20									2.34	0.24				
TRSOTKO32110	Otokoç Otomotiv Tic	13.50	15/03/21	18/03/19	4	14/12/2020	300.00	26/10/20		1.59							0.09	0.04	0.14	0.000	0.13	
TRSCMSA32112	Çimsa Çimento Sanay	13.60	18/03/21	21/03/19	4	17/12/2020	150.00	09/11/20	99.990	2.01							0.00	0.23				
TRISISGY32111	İş Gayrimenkul Yatırım	15.48	23/03/21	27/03/18	4	22/12/2020	100.00	03/11/20	100.000	1.82				0			0.25	0.16	0.12	0.001	0.13	
TRSTBTF32116	Teb Finansman A.Ş.	13.73	26/03/21	27/09/19	4	25/12/2020	53.10	23/10/20		1.17							0.65	0.13	0.15	0.002	0.16	
TRSGMD42111	Global Yatırım Holdinç	14.74	06/04/21	10/01/20	4	08/01/2021	125.38	26/11/20	97.900	1.98				-0.953			3.54	1.17			0.11	
TRSAKBK42114	Akbank T.A.Ş.		08/04/21	18/12/19			503.94	13/11/20	94.437	15.97	2			0.186			2.32	0.18	0.36	0.003	0.35	
TRSMPLC42114	Mlp Sağlık Hizmetleri	18.29	15/04/21	28/02/20	4	26/02/2021	14.70	11/11/20	104.365					1.155			0.30	0.02				
TRSDVA52119	Deva Holding A.Ş.	17.57	04/05/21	07/05/18	4	02/02/2021	65.00	09/11/20	101.000	0.34				1			0.58	0.20				
TRSKORT52111	Korteks Mensucat Sar	21.26	07/05/21	14/11/19	4	11/02/2021	11.24	15/10/20	100.000	3.33				0			0.06	0.02			0.08	
TRSERGL52117	Ereğli Demir Çelik Fal	16.77	28/05/21	31/05/19	4	26/02/2021	550.00	30/11/20		0.18							0.06	0.67	0.24	0.001	0.23	
TRSAKBK62112	Akbank T.A.Ş.		01/06/21	18/03/20			53.98	12/11/20	92.467	15.79	2			0.214			0.93	0.07	0.51	0.005	0.47	
TRSZORN62111	Zorlu Enerji Elektrik Ü	19.00	03/06/21	05/12/19	4	03/12/2020	14.60	19/11/20		4.06							0.05	0.00			0.04	
TRSZORN62129	Zorlu Enerji Elektrik Ü	12.86	03/06/21	11/03/20	4	09/12/2020	9.50	16/06/20									0.00	0.00	0.07	0.000		
TRSHYTV62117	Dünya Varlık Yönetim	16.99	09/06/21	13/06/18	4	09/12/2020	31.00	13/10/20	100.000	1.63				0			0.25	0.10	0.12	0.003	0.15	
TRSKFTF62113	Koç Fiat Kredi Finansı	-0.80	10/06/21	13/06/19	4	10/12/2020	90.00	26/11/20									0.00	0.08	0.09	0.000	0.04	
TRSKCTF62110	Koç Finansman A.Ş.	13.40	14/06/21	17/06/19	4	14/12/2020	70.00	12/10/20		1.06							0.07	0.05	0.22	0.001	0.17	
TRSKALE62114	Kaleseramik	16.20	17/06/21	21/06/18	4	17/12/2020	50.00	12/08/20		1.90							0.27	0.05	0.06	0.006	0.10	
TRSAYGZ62110	Aygaz A.Ş.	13.25	18/06/21	21/06/19	4	18/12/2020	90.00	21/04/20	100.000	0.91							0.07	0.06	0.15	0.000	0.15	
TRASALN62118	Oyak Çimento Fabrike	13.45	18/06/21	21/06/19	4	18/12/2020	130.00	30/11/20	100.000	2.73							0.15	0.08			0.05	
TRSYKKBK62112	Yapı Ve Kredi Bankas	9.25	18/06/21	17/06/20	4	16/12/2020	81.24	24/09/20									0.29	0.02				
TRSOEA62113	Odea Bank A.Ş.	9.75	21/06/21	19/06/20	12	16/12/2020	79.68															
TRSTATK62115	Tat Gıda Sanayi A.Ş.	13.51	23/06/21	26/06/19	4	23/12/2020	70.00	30/10/20		1.48							0.00	0.05	0.17	0.001	0.14	
TRSAKBK72111	Akbank T.A.Ş.		01/07/21	22/04/20			121.24	06/11/20	91.407	15.69	-12			0.497			0.89	0.07	0.60	0.006	0.53	
TRSAKBK72129	Akbank T.A.Ş.		01/07/21	30/04/20			4.00															
TRSBOLU72119	Oyak Çimento Fabrike	13.92	05/07/21	08/07/19	4	04/01/2021	116.00	03/11/20		1.14							0.07	0.04	0.24	0.001	0.17	
TRSKORT72119	Korteks Mensucat Sar	17.74	09/07/21	15/05/20	4	10/02/2021	8.56															
TRSAKYB72146	Aktif Yatırım Bankası	9.50	09/07/21	19/06/20	12	21/12/2020	75.00	30/11/20		0.26							0.10	0.03				
TRSTEBK72114	Türk Ekonomi Bankas	9.50	09/07/21	02/07/20	12	04/12/2020	29.77															
TRSSRTN72114	Sarten Ambalaj Sanay	16.14	09/07/21	12/07/19	4	08/01/2021	50.00	23/10/20		0.75							0.00	0.07	0.01	0.000	0.20	
TRSMGTI72110	Migros Ticaret A.Ş.	17.71	14/07/21	19/07/18	4	14/01/2021	75.00	05/11/20		1.07							0.08	0.01	0.24	0.001	0.19	
TRSDZBK72147	Denizbank A.Ş.	0.68	14/07/21	01/07/20	12		45.00		96.000	16							0.03	0.00				
TRSDZBK72121	Denizbank A.Ş.	9.25	14/07/21	23/06/20	12	15/12/2020	75.00	16/09/20	95.558	0.41	19.94						0.12	0.01	0.67	0.008	0.70	
TRSDZBK72139	Denizbank A.Ş.	0.00	14/07/21	26/06/20	12	15/12/2020	100.00															
TRSKCTF72127	Koç Finansman A.Ş.	14.76	14/07/21	17/07/19	4	13/01/2021	100.00	30/11/20		1.94							0.00	0.06				
TRSVSTL72110	Vestel Elektronik San	14.00	16/07/21	09/07/20	4	11/01/2021	50.07	23/10/20		0.61							0.36	0.03	-0.12	0.004	0.21	
TRSARCL72112	Arçelik A.Ş.	8.44	16/07/21	24/07/19	4	20/01/2021	500.00	30/11/20		0.95							1.88	0.49	0.08	0.003	0.14	
TRSDOGH72112	Doğuş Holding A.Ş.	17.92	26/07/21	31/07/17	4	25/01/2021	350.00	23/10/20	65.000					0			0.63	0.29	-0.16	0.003	0.23	
TRSORFN72112	Orfin Finansman A.Ş.	9.50	27/07/21	17/07/20	4	15/01/2021	42.00	26/11/20		1.09							0.00	0.03	0.61	0.007	0.64	
TRSTEBK72122	Türk Ekonomi Bankas	9.70	29/07/21	10/07/20	12	17/12/2020	20.47	16/11/20		0.03							0.00	0.00				
TRSTEBK72130	Türk Ekonomi Bankas	9.70	29/07/21	17/07/20	12	09/12/2020	14.56															
TRSAKYB72153	Aktif Yatırım Bankası	10.25	30/07/21	10/07/20	12		100.00	16/11/20									0.00	0.00				
TRSOTKO72116	Otokoç Otomotiv Tic	15.93	30/07/21	02/08/19	4	29/01/2021	200.00	30/11/20		1.40							0.00	0.07				
TRSAYGZ82118	Aygaz A.Ş.	16.61	04/08/21	07/08/19	4	03/02/2021	80.00	24/09/20		1.32							0.10	0.02	0.17	0.001	0.11	
TRSALNF82113	Alternatif Bank A.Ş.	17.41																				

## Özel Sektör Tahvilleri (TL)

İŞ YATIRIM

Rapor Terimleri

Kodu	Enstrüman	Kpn	Vade ↑	İhraç T.	Kpn Sıklık	Bir son. kupon t.	Toplam İhrac	Aynı Gün Valörlü Son İşlem Tarihi	Temiz Fiyat	Birikmiş Faiz	Getiri (%)	Faiz Δ Son İki İşgünü			Fiyat Değ.			Hacim Ort.		Dur.	Konv.	PVBP * 100
												1G(Δ)	1H(Δ)	3A(Δ)	1G(Δ)	1H(Δ)	3A(Δ)	1H	3A			
TRSTBTFE2115	Teb Finansman A.Ş.	14.09	01/10/21	29/09/20	4	30/12/2020	34.93		100.010									0.72	0.06			
TRSKORTE2115	Korteks Mensucat Sar	18.58	07/10/21	10/08/20	4	08/02/2021	28.16															
TRSKORTE2123	Korteks Mensucat Sar	17.00	07/10/21	27/08/20	4	24/02/2021	25.47	14/09/20	100.000									0.02	0.00			
TRSENSAE2114	Enerjisa Enerji A.Ş.	4.75	15/10/21	20/10/17	2	16/04/2021	100.00	26/08/20		1.72								0.01	0.05	1.24	0.025	0.84
TRSGLMDE2117	Global Yatırım Holding	18.50	27/10/21	06/10/20	4	05/01/2021	17.30															
TRSTHALK2114	Türkiye Halk Bankası	14.98	03/11/21	06/11/19	4	03/02/2021	605.00	30/06/20	102.550				0.05					2.54	0.20			
TRSARENK2117	Arena Faktoring A.Ş.	19.42	05/11/21	08/11/19	4	05/02/2021	10.00	23/11/20	100.000	0.96			0					4.45	0.92			0.19
TRSUSAKK2119	Uşak Seramik Sanayii	15.29	10/11/21	14/11/19	12	11/12/2020	30.00	19/08/20	104.000	0.29			4					0.01	0.00			0.06
TRSZORNK2124	Zorlu Enerji Elektrik Ü		11/11/21	23/10/20	6	22/12/2020	82.42	16/11/20	100.000									0.07	0.01			
TRSZORNK2116	Zorlu Enerji Elektrik Ü	16.94	11/11/21	17/07/20	4	14/01/2021	42.73															
TRSDZBKK2110	Denizbank A.Ş.	10.00	12/11/21	22/07/20	12	09/12/2020	35.00		97.239		13.28							4.88	0.38			
TRSAKFHK2111	Akfen Holding A.Ş.	18.77	17/11/21	20/11/19	4	17/02/2021	200.00	26/11/20	100.500	0.46					0.5			0.40	0.09	-0.01	0.008	0.22
TRSMCBFK2113	Mercedes-Benz Finan		17/11/21	17/11/20			100.00															
TRSAKBKK2110	Akbank T.A.Ş.		24/11/21	29/09/20			68.97	13/11/20	86.580		15.23	1		0.157				0.12	0.01	0.95	0.013	0.76
TRSKORTA2119	Korteks Mensucat Sar	21.00	02/12/21	16/11/20	4	15/02/2021	68.56	26/11/20	100.000				0					0.06	0.00			
TRSKFTA2114	Koç Fiat Kredi Finansı	0.00	16/12/21	18/06/20	2	17/12/2020	85.00	12/10/20	94.390		16.29	7		0				0.25	0.03	1.17	0.020	1.15
TRSMGTIA2118	Migros Ticaret A.Ş.	14.84	20/12/21	23/12/19	4	21/12/2020	200.00	25/09/20	100.540	0.28				0.54				0.66	0.08	0.01	0.000	0.23
TRSNHOLA2116	Nurol Holding A.Ş.	33.00	20/12/21	24/12/18	4	21/12/2020	120.00															
TRSARENA2127	Arena Faktoring A.Ş.	18.08	23/12/21	26/12/19	4	25/12/2020	25.00	23/11/20	100.000	2.97				0				0.98	0.08			0.09
TRSNHOLA2124	Nurol Holding A.Ş.	33.00	23/12/21	27/12/18	4	24/12/2020	180.00															
TRSKCTFA2117	Koç Finansman A.Ş.	9.70	23/12/21	25/06/20	2	24/12/2020	65.00	15/09/20		2.21								0.03	0.00	1.14	0.019	1.17
TRSORFN12217	Orfin Finansman A.Ş.	9.95	17/01/22	24/07/20	4	22/01/2021	74.00											0.00	0.00			
TRSDZBK12218	Denizbank A.Ş.		21/01/22	03/07/20			440.00	09/11/20	85.284		14.58							1.10	0.09	1.14	0.018	0.94
TRSDZBK12226	Denizbank A.Ş.		21/01/22	08/07/20			285.00	24/09/20	85.883		14							3.31	0.26			
TRSAKFH22212	Akfen Holding A.Ş.	13.59	04/02/22	07/02/20	4	05/02/2021	150.00	27/11/20		0.89								0.00	0.07			0.18
TRSTISB22212	Türkiye İş Bankası A.Ş.	15.01	07/02/22	10/02/20	4	08/02/2021	1,050.00	30/11/20		0.90								0.66	0.45			1.08
TRSDZBK22217	Denizbank A.Ş.		25/02/22	10/07/20			5.00	28/07/20	85.625		10.32							0.37	0.03			
TRSKCTF32212	Koç Finansman A.Ş.	14.25	15/03/22	15/09/20	4	15/12/2020	50.00															
TRSYDAT32212	Yda İnşaat Sanayi Ve	11.62	16/03/22	15/12/17	4	16/12/2020	190.00	25/11/20		2.26								0.00	0.36	0.10	0.000	0.06
TRSARENA42216	Arena Faktoring A.Ş.	17.47	08/04/22	10/04/20	4	08/01/2021	17.00	16/06/20	100.000	3.15				0				1.77	0.14			
TRSEVA42219	Deva Holding A.Ş.	16.32	29/04/22	04/05/20	4	02/02/2021	130.00	24/11/20	100.590	0.98				0.01				0.64	0.07	0.00	0.011	0.19
TRSYAZI52216	Ag Anadolu Grubu Ho	15.56	11/05/22	13/05/20	4	10/02/2021	175.00	30/11/20		0.85								0.49	0.06			
TRSB0VY52211	Boğaziçi Varlık Yöneti	15.17	18/05/22	18/11/20	4	17/02/2021	10.00															
TRSDZBK52214	Denizbank A.Ş.		27/05/22	28/07/20			42.00	04/08/20	82.237		13	1	1	0.175	0.175			4.22	0.33			
TRSMGTI62210	Migros Ticaret A.Ş.	15.08	08/06/22	10/06/20	4	09/12/2020	100.00	25/11/20	105.280	3.19								0.02	0.01			1.40
TRSMGTI62228	Migros Ticaret A.Ş.	13.88	08/06/22	10/06/20	4	09/12/2020	150.00	06/11/20	100.000						0			0.08	0.04			
TRSHYTV62216	Dünya Varlık Yönetim		24/06/22	26/06/20			25.00	16/11/20										0.16	0.01	1.50	0.030	1.09
TRSNURL62225	Nurol Yatırım Bankası		27/06/22	25/06/20			50.00															
TRSVSTL72227	Vestel Elektronik San	15.22	07/07/22	09/07/20	4	07/01/2021	50.38	27/11/20		2.21								0.00	0.00			0.11
TRSKRSN72212	Karsan Otomotiv San	15.64	21/07/22	23/07/20	4	21/01/2021	29.70	10/08/20	102.820					0				0.00	0.00			
TRSENSA72211	Enerjisa Enerji A.Ş.	5.00	26/07/22	01/08/17	2	26/01/2021	335.00	30/11/20	102.870	1.73	3.23							0.17	0.56	1.66	0.042	1.23
TRSORFN82210	Orfin Finansman A.Ş.	10.20	02/08/22	24/07/20	4	22/01/2021	75.00															
TRSNURL92222	Nurol Yatırım Bankası		13/09/22	11/09/20			50.00															
TRSNHOL92218	Nurol Holding A.Ş.		23/09/22	25/09/20			250.00															
TRSKRSNE2216	Karsan Otomotiv San		03/10/22	05/10/20			22.65	13/10/20	100.000									0.36	0.03			
TRSERYPK2216	Eryap Mühendislik İnş		17/11/22	21/11/19			125.00															
TRSERYPK2224	Eryap Mühendislik İnş		30/11/22	04/12/19			125.00															
TRSERYP12313	Eryap Mühendislik İnş		11/01/23	15/01/20			75.00															
TRSENSA32314	Enerjisa Enerji A.Ş.		30/03/23	05/04/18			162.00	05/11/20	104.500		3.01	-5		0				2.38	0.54			
TRSTHAL52317	Türkiye Halk Bankası		04/05/23	05/05/20			300.00															
TRSKRSN72311	Karsan Otomotiv San		21/07/23	23/07/20			42.80	23/11/20										0.00	0.00			
TRSTHAL92446	Türkiye Halk Bankası		13/09/24	20/09/19			130.00	17/02/20	101.023									0.43	0.03			



# Özel Sektör Tahvilleri (TL)

İŞ YATIRIM

Rapor Terimleri

Kodu	Enstrüman	Kpn	Vade ↓	İhraç T.	Kpn Sıklık	Bir son. kupon t.	Toplam İhrac	Aynı Gün Valörlü Son İşlem Tarihi	Temiz Fiyat	Birikmiş Faiz	Getiri (%)	FaizΔ Son İki İşgünü			Fiyat Değ.			Hacim Ort.		Dur.	Konv.	PVBP * 100
												1G(Δ)	1H(Δ)	3A(Δ)	1G(Δ)	1H(Δ)	3A(Δ)	1H	3A			
<b>Banka Bonoları (Kot içi)</b>																						
<b>VDMK (Kot içi)</b>																						
TRPAK10A2011	Aktif Yatırım Bankası		18/12/20	20/09/18			17.60	24/11/20										0.00	0.00	0.06	0.000	0.06
TRPAK5FA2016	Aktif Yatırım Bankası		29/12/20	15/09/17			6.85															
TRPAK2EA2010	Aktif Yatırım Bankası		30/12/20	16/10/19			19.70															
TRPAKY112111	Aktif Yatırım Bankası		29/01/21	13/05/20			47.25															
TRPAKT822112	Aktif Yatırım Bankası		26/02/21	08/12/17			29.60															
TRPAK9E22114	Aktif Yatırım Bankası		26/02/21	19/03/18			16.10	06/05/20										0.00	0.00			
TRPAK1032115	Aktif Yatırım Bankası		19/03/21	20/09/18			16.60	27/03/20										0.00	0.00			
TRPAK2E32118	Aktif Yatırım Bankası		31/03/21	16/10/19			18.05															
TRPAKY142118	Aktif Yatırım Bankası		30/04/21	13/05/20			47.55															
TRPAKT852119	Aktif Yatırım Bankası		31/05/21	08/12/17			23.85															
TRPAK9E52111	Aktif Yatırım Bankası		31/05/21	19/03/18			13.30	09/04/20										0.00	0.00			
TRPAK1062112	Aktif Yatırım Bankası		18/06/21	20/09/18			14.00	09/04/20										0.00	0.00			
TRPAK2E62115	Aktif Yatırım Bankası		30/06/21	16/10/19			13.70	19/03/20										0.00	0.00	1.19	0.020	0.86
TRPAKY172115	Aktif Yatırım Bankası		30/07/21	13/05/20			47.35															
TRPAK1092119	Aktif Yatırım Bankası		17/09/21	20/09/18			10.75	27/03/20										0.00	0.00			
TRPAK9E92117	Aktif Yatırım Bankası		24/09/21	19/03/18			9.15	27/03/20										0.00	0.00			
TRPAK2E92112	Aktif Yatırım Bankası		30/09/21	16/10/19			7.80															
TRPPASTE2118	Pasha Yatırım Bank		15/10/21	08/10/20			40.00	22/10/20										0.00	0.00			
TRPAKT8E2114	Aktif Yatırım Bankası		26/10/21	08/12/17			17.25	22/09/20	86.846	13.81								0.00	0.00	1.02	0.015	0.82
TRPAKY1E2111	Aktif Yatırım Bankası		27/10/21	13/05/20			47.50	30/09/20										0.00	0.00	1.01	0.015	0.82
TRPPAMFK2120	Pasha Yatırım Bank		15/11/21	05/11/20			15.00	24/11/20										0.00	0.00			
TRPAK2EK2117	Aktif Yatırım Bankası		30/11/21	16/10/19			1.10	19/03/20										0.00	0.00	1.64	0.035	0.55
TRPAK10A2110	Aktif Yatırım Bankası		17/12/21	20/09/18			8.75	02/04/20										0.00	0.00			
TRPAKY112210	Aktif Yatırım Bankası		31/01/22	13/05/20			47.80	30/09/20										0.00	0.00	1.25	0.021	0.94
TRPAK1032214	Aktif Yatırım Bankası		18/03/22	20/09/18			7.30															
TRPAK1132212	Aktif Yatırım Bankası	21.50	22/03/22	19/03/19	4	19/12/2020	225.00															
TRPAKY142217	Aktif Yatırım Bankası		29/04/22	13/05/20			47.30	15/05/20										0.00	0.00			
TRPAKY172214	Aktif Yatırım Bankası		29/07/22	13/05/20			47.40															
TRPAK1082219	Aktif Yatırım Bankası		02/08/22	20/09/18			5.55	10/04/20										0.00	0.00			
TRPAKY1E2210	Aktif Yatırım Bankası		31/10/22	13/05/20			39.90															
TRPAKY112319	Aktif Yatırım Bankası		31/01/23	13/05/20			33.85															
TRPAKY142316	Aktif Yatırım Bankası		28/04/23	13/05/20			28.85															
TRPAKY172313	Aktif Yatırım Bankası		31/07/23	13/05/20			25.55															
TRPAKY1E2319	Aktif Yatırım Bankası		31/10/23	13/05/20			24.40															
TRPKYVFA2318	T.K.Y.B Varlık Finansı		07/12/23	07/12/18			3,150.00	22/04/20	113.578	2.22								7.29	1.03			
TRPAKY112418	Aktif Yatırım Bankası		31/01/24	13/05/20			21.75															
TRPTYV232410	T.K.Y.B Varlık Finansı		15/03/24	15/03/19			1,000.00	20/01/20	116.600	1.68				3.157				1.02	0.25			
TRPAKY142415	Aktif Yatırım Bankası		30/04/24	13/05/20			18.25															
TRPAKY172412	Aktif Yatırım Bankası		31/07/24	13/05/20			15.80															
TRPAKY1A2412	Aktif Yatırım Bankası		31/12/24	13/05/20			16.15															

## Banka Bonoları (Kot içi kuponlu)

## Finansman Bonoları

## Özel Sektör Tahvilleri (TL)

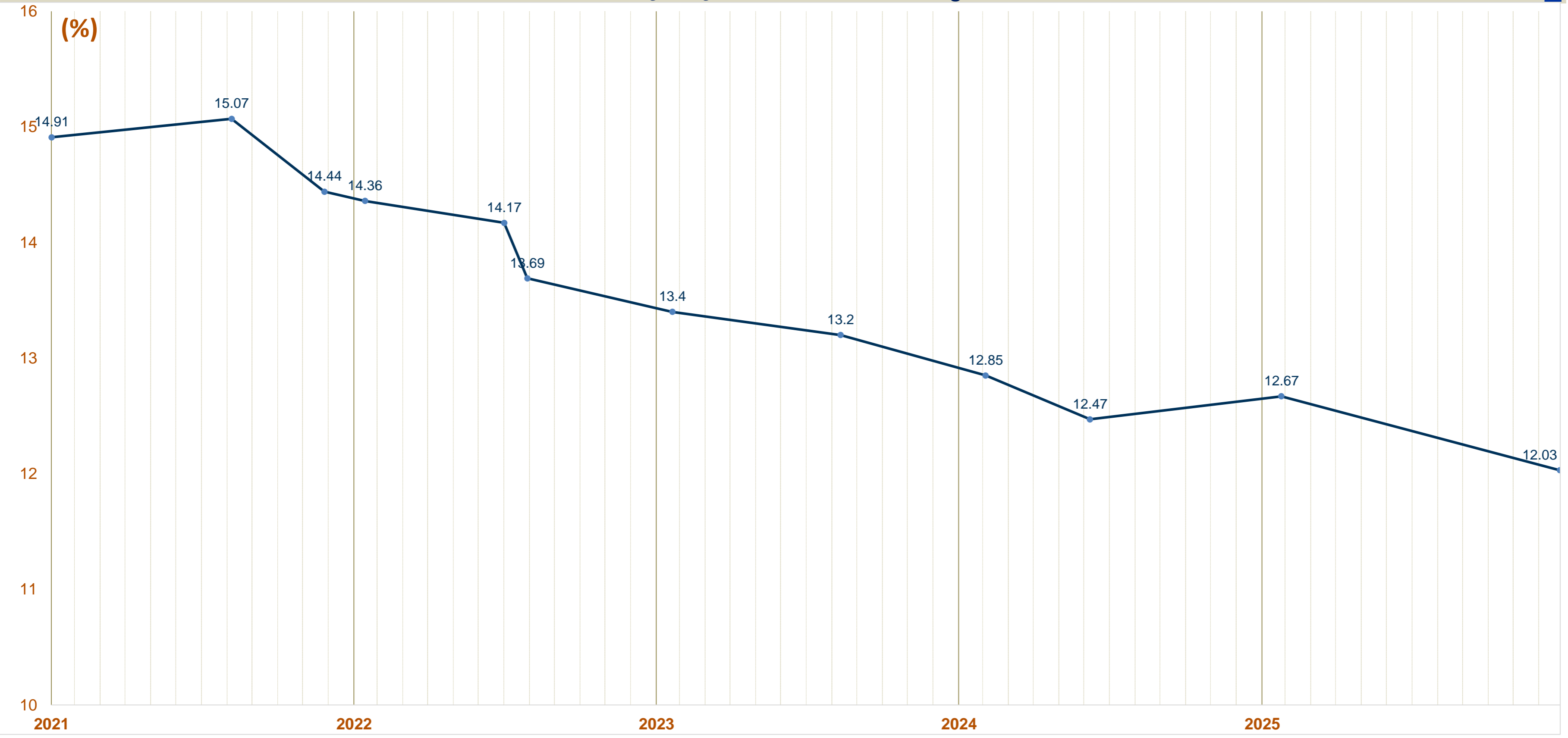
İŞ YATIRIM \$

[Rapor Terimleri](#)

Kodu	Enstrüman	Kpn	Vade ↑	İhraç T.	Kpn Sıklık	Bir son. kupon t.	Toplam İhrac	Aynı Gün Valörlü Son İşlem Tarihi	Temiz Fiyat	Birikmiş Faiz	Getiri (%)	Faiz Δ Son İki İşgünü			Fiyat Değ.			Hacim Ort.		Dur.	Konv.	PVBP * 100
												1G(Δ)	1H(Δ)	3A(Δ)	1G(Δ)	1H(Δ)	3A(Δ)	1H	3A			

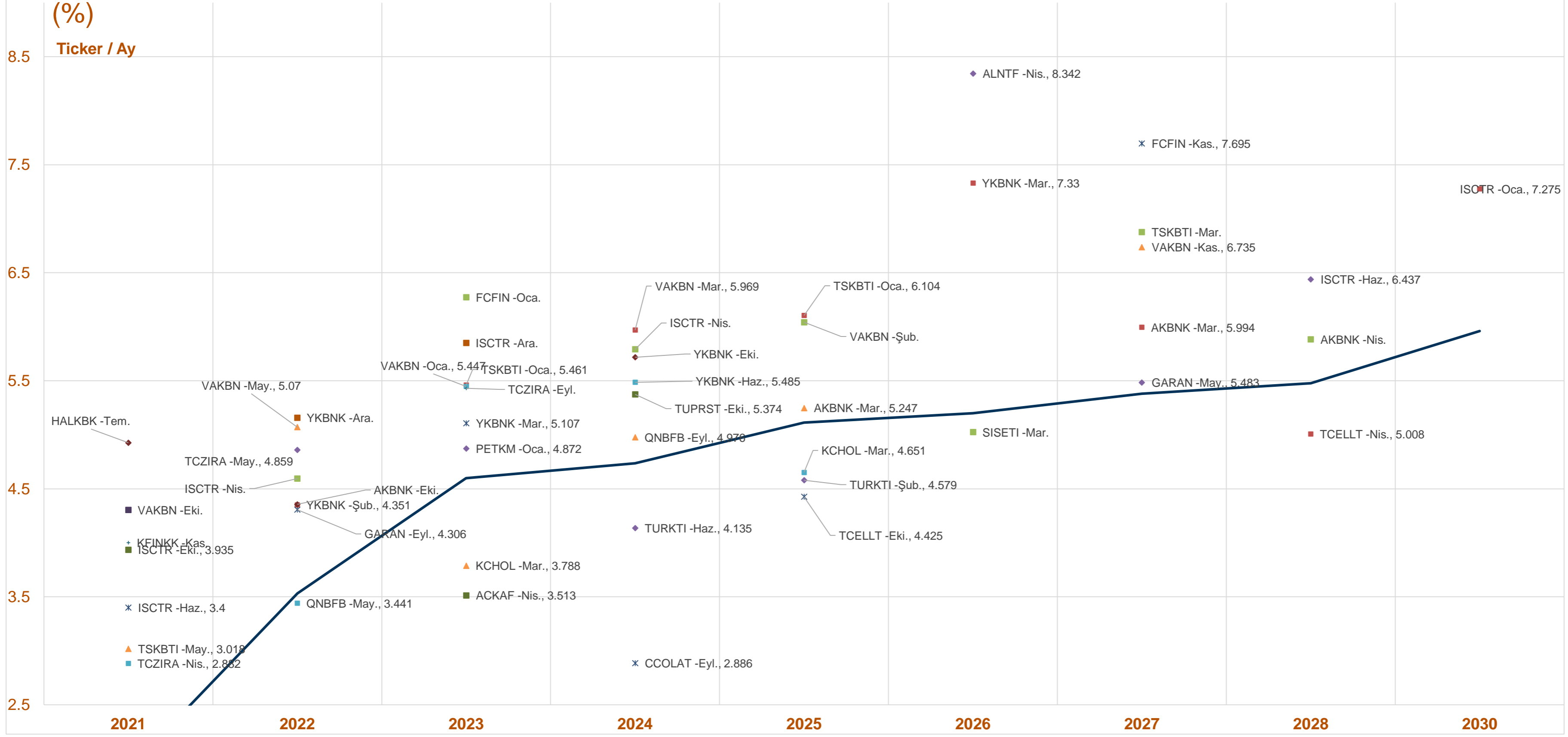
## Devlet İ Borlanma Senetleri Verim Eđrisi

İŐ YATIRIM \$





## Devlet ve Özel Sektör Türk Eurobondları Verim Eğrisi

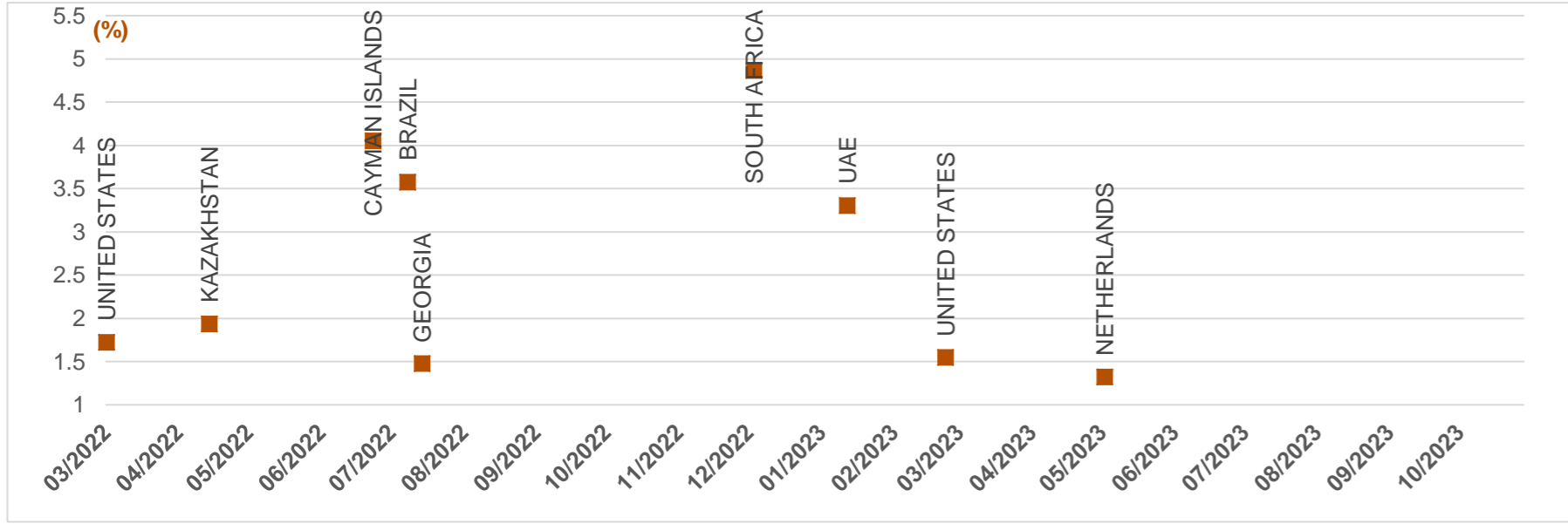


# Yurtdışı Devlet ve Özel Sektör Eurotahvilleri

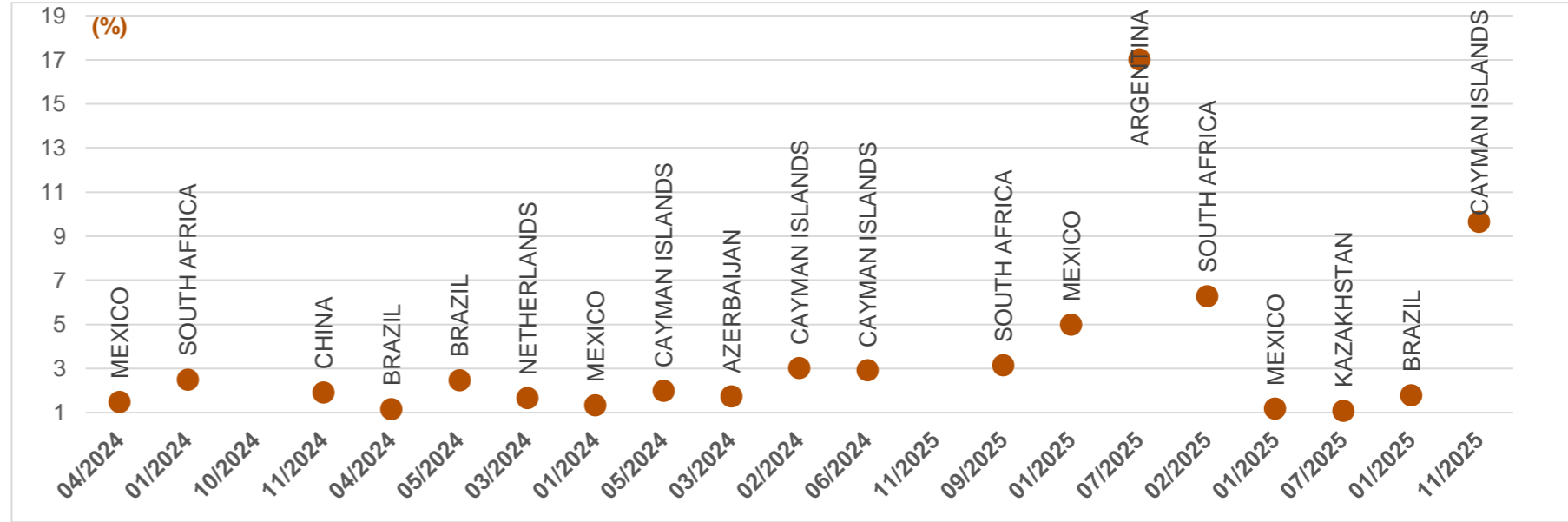
2020-2021 Yılları Eurobond



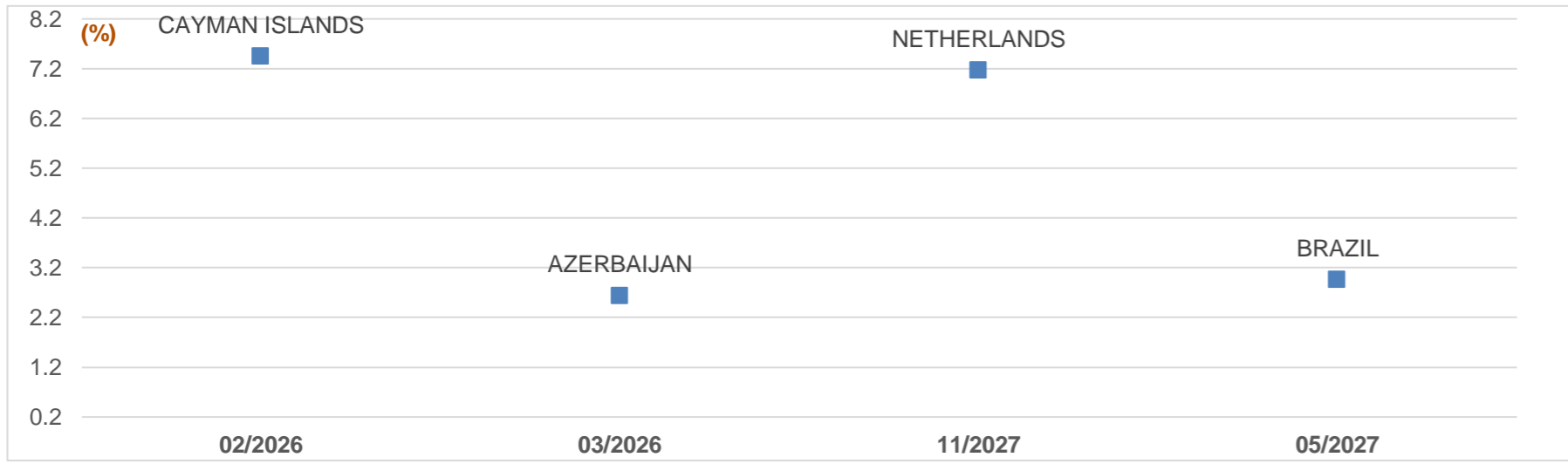
2022-2023 Yılları Eurobond



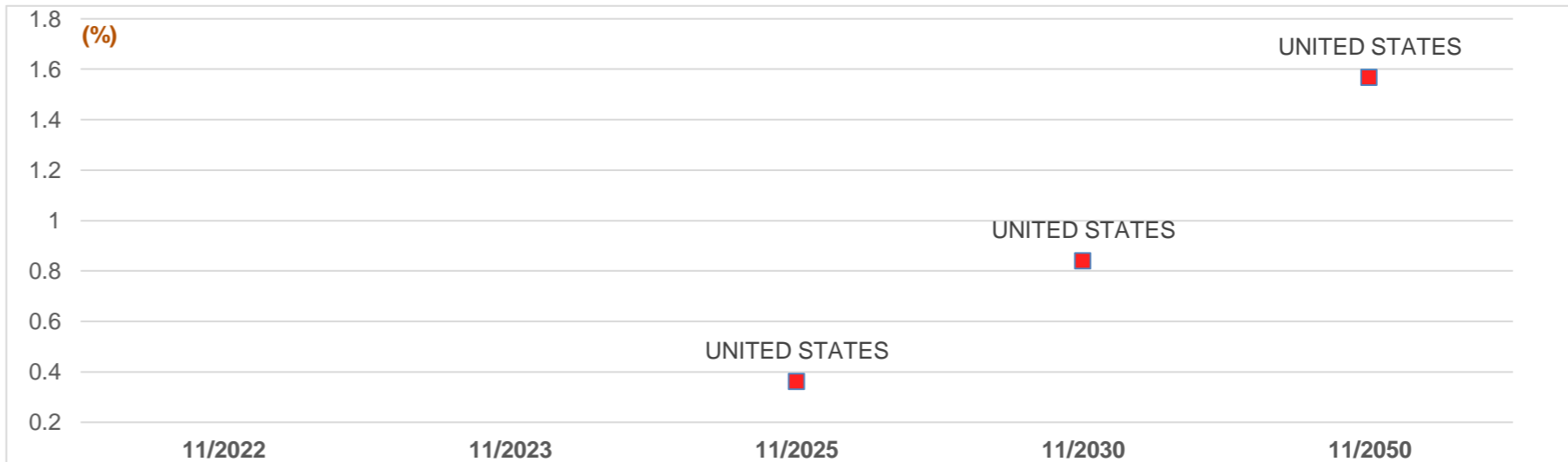
2024-2025 Yılları Eurobond



2026-2027 Yılları Eurobond



ABD Tahvilleri



## Kredi Notları -Türk ve Yurtdışı Devlet ve Özel Sektör Eurotahvilleri

İŞ YATIRIM

Rapor Terimlerini Açıklayıcı Doküman

Ülke ve Şirket Görünüm & Nottarı		Vade ↑	Kur	Getiri (%)	Moody's			Fitch			S&P		
ISIN	Ticker				Rating	Uzun Dönem YP	Görünüm	Rating	Uzun Dönem YP	Görünüm	Rating	Uzun Dönem YP	Görünüm
TURKEY													
JP579200DHQ6	TURKEY 1.81 20	12/2020	JPY	1.443	B2		NEG	BB-		NEG		B+u	STABLE
JP579200KHQ1	TURKEY 1.81 20	12/2020	JPY	1.227	B2		NEG	BB-		NEG		B+u	STABLE
JP579200CHQ8	TURKEY 1.81 20	12/2020	JPY	1.074	B2		NEG	BB-		NEG		B+u	STABLE
JP579200JHQ3	TURKEY 1.81 20	12/2020	JPY	1.266	B2		NEG	BB-		NEG		B+u	STABLE
JP579200AHQ2	TURKEY 1.81 20	12/2020	JPY	1.084	B2		NEG	BB-		NEG		B+u	STABLE
JP579200FHQ1	TURKEY 1.81 20	12/2020	JPY	1.332	B2		NEG	BB-		NEG		B+u	STABLE
JP579200EHQ4	TURKEY 1.81 20	12/2020	JPY	1.335	B2		NEG	BB-		NEG		B+u	STABLE
JP579200GHQ9	TURKEY 1.81 20	12/2020	JPY	1.266	B2		NEG	BB-		NEG		B+u	STABLE
JP579200BHQ0	TURKEY 1.81 20	12/2020	JPY	1.35	B2		NEG	BB-		NEG		B+u	STABLE
XS1345632811	EXCRTU 5.375 21	02/2021	USD	0.79	B2		NEG	B+		NEG	NR	NR	
XS1188073081	HALKKBK 4.75 21	02/2021	USD	2.48	B3u		NEG	B *					
JP579200ABF8	TURKEY 1.87 21	03/2021	JPY	0.844	B2		NEG	WD		NEG		B+u	STABLE
US900123BH29	TURKEY 5.625 21	03/2021	USD	1.901	B2		NEG	BB-		NEG	NR	B+u	STABLE
USM8931TAA71	GARAN 6.25 21	04/2021	USD	1.747	B2		NEG	B+		NEG		NR	
XS1223394914	TCZIRA 4.75 21	04/2021	USD	2.882	B2		NEG	B+		NEG		NR	
XS1403416222	VAKBN 2.375 21	05/2021	EUR	2.336	Ba3	WR	NEG			NEG		NR	
XS1412393172	TSKBTI 4.875 21	05/2021	USD	3.018	B3		NEG	B+		NEG			
XS1303467077	TURKSK 4.251 21	06/2021	USD	3.209	B2		NEG	BB-					
XS1079527211	ISCTR 5 21	06/2021	USD	3.4	B3		NEG	B+		NEG		B+	NEG
XS1439838548	HALKKBK 5 21	07/2021	USD	4.926	B3u		NEG	B *					
XS1109959467	ACKAF 3.875 21	09/2021	EUR	1.25			NEG	BB		NEG	BB	BB	NEG
XS1028943089	EXCRTU 5 21	09/2021	USD	3.816	B2		NEG	B+		NEG	NR	NR	
XS1390320981	ISCTR 5.375 21	10/2021	USD	3.935	B3		NEG	B+		NEG		B+	NEG
XS1508914691	VAKBN 5.5 21	10/2021	USD	4.303	B2	WR	NEG	B+		NEG		NR	
XS1505149325	KFINKK 5.136 21	11/2021	USD	4.001				B+					
XS0993155398	TURKEY 4.35 21	11/2021	EUR	1.478	B2		NEG	BB-		NEG		B+u	STABLE
XS1132825099	GLYHO 8.125 21	11/2021	USD	43.097	Caa2		NEG	B *					
XS1816199373	TURKSK 5.8 22	02/2022	USD	4.107	B2		NEG	BB-					
XS1571399754	YKBNK 5.75 22	02/2022	USD	4.351	B2		NEG	B2		NEG		NR	
JP579200ACF6	TURKEY 1.47 22	03/2022	JPY	0.921	NR		NEG			NEG		B+u	STABLE
US900123BY51	TURKEY 5.125 22	03/2022	USD	3.53	B2		NEG	BB-		NEG	NR	B+u	STABLE
XS1508390090	ISCTR 5.5 22	04/2022	USD	4.594	B3		NEG	B+		NEG		B+	NEG
XS1605397394	TCZIRA 5.125 22	05/2022	USD	4.859	B2		NEG	B+		NEG		NR	
XS1613091500	QNBFB 4.875 22	05/2022	USD	3.441	B2		NEG	B+		NEG			
XS1622626379	VAKBN 5.625 22	05/2022	USD	5.07	B2	WR	NEG	B+		NEG		NR	
USM8931TAF68	GARAN 5.25 22	09/2022	USD	4.306	B2		NEG	B+		NEG		NR	
XS1684378208	EXCRTU 4.25 22	09/2022	USD	4.876	B2		NEG	B+		NEG		NR	
US900123BZ27	TURKEY 6.25 22	09/2022	USD	4.086	B2		NEG	BB-		NEG	NR	B+u	STABLE
XS0847042024	ISCTR 6 22	10/2022	USD	5.396	Caa2		NEG	B-		NEG		B+	NEG
USM0375YAK49	AKBNK 5 22	10/2022	USD	4.356	B2		NEG	B+		NEG			
XS0849728190	VAKBN 6 22	11/2022	USD	5.71	Caa3	WR	NEG	B-		NEG		NR	
XS0848940523	AEFES 3.375 22	11/2022	USD	2.19	B2u		NEG			STABLE	BBB-	BBB-	STABLE
XS0861979440	YKBNK 5.5 22	12/2022	USD	5.157	Caa1		NEG	B-		NEG		NR	
XS175096206	TSKBTI 5.5 23	01/2023	USD	5.461	B3		NEG	B+		NEG			
XS1711581337	FCFIN 6 23	01/2023	USD	6.273				B+		NEG			
XS1747548532	PETKM 5.875 23	01/2023	USD	4.872	B2		NEG	B		STABLE			
XS1760790731	VAKBN 5.75 23	01/2023	USD	5.447	B2	WR	NEG	B+		NEG			
XS1379145656	KCHOL 5.25 23	03/2023	USD	3.788	B2		NEG	B+			BB-	BB-	STABLE
XS1576037284	GARAN 5.875 23	03/2023	USD	4.556	B2		NEG	B+		NEG		NR	
XS1788516679	YKBNK 6.1 23	03/2023	USD	5.107	B2		NEG	B+		NEG		NR	
US900123CA66	TURKEY 3.25 23	03/2023	USD	4.107	B2		NEG	BB-		NEG		B+u	STABLE
XS0910932788	ACKAF 5 23	04/2023	USD	3.513				BB		NEG	BB	BB	NEG
XS1586385178	TURKSK 5.004 23	04/2023	USD	4.395	B2		NEG	BB-					
XS1057340009	TURKEY 4.125 23	04/2023	EUR	2.531	B2		NEG	BB-		NEG		B+u	STABLE
XS1807502668	RGYAST 7.25 23	04/2023	USD	11.046	B3		NEG	B		NEG			
XS1691349010	TCZIRA 5.125 23	09/2023	USD	5.43	B2		NEG	B+		NEG		NR	
XS1496463297	EXCRTU 5.375 23	10/2023	USD	5.32	B2		NEG	B+		NEG		NR	
XS1003016018	ISCTR 7.85 23	12/2023	USD	5.85	Caa3		NEG	B-		NEG		B+	NEG
US900123CR91	TURKEY 7.25 23	12/2023	USD	4.597	B2		NEG	BB-		NEG		B+u	STABLE
XS1917720911	EXCRTU 8.25 24	01/2024	USD	5.638	B2		NEG	B+		NEG		NR	
US900123CF53	TURKEY 5.75 24	03/2024	USD	4.736	B2		NEG	BB-		NEG		B+u	STABLE
XS1970705528	VAKBN 8.125 24	03/2024	USD	5.969	B2	WR	NEG	B+		NEG		NR	
XS1578203462	ISCTR 6.125 24	04/2024	USD	5.79	B3		NEG	B+		NEG		B+	NEG
XS1814962582	EXCRTU 6.125 24	05/2024	USD	5.731	B2		NEG	B+		NEG		NR	
XS1028951264	TURKTI 4.875 24	06/2024	USD	4.135				BB-				BB-	STABLE
XS1634372954	YKBNK 5.85 24	06/2024	USD	5.485	B2		NEG	B+		NEG		NR	
US900123CV04	TURKEY 6.35 24	08/2024	USD	4.84	B2		NEG	BB-		NEG		B+u	STABLE
XS1959391019	QNBFB 6.875 24	09/2024	USD	4.976	B2		NEG	B+		NEG			
XS1577950402	CCOLAT 4.215 24	09/2024	USD	2.886	B2		NEG	BBB-		STABLE			
JP579200AEM8	TURKEY 1.05 24	09/2024	JPY	1.066	B2		NEG					B+u	STABLE
XS1958649854	YKBNK 8.25 24	10/2024	USD	5.717	B2		NEG	B+		NEG		NR	
XS1686704948	TUPRST 4.5 24	10/2024	USD	5.374	B2		NEG	B+		NEG			
US900123CW86	TURKEY 5.6 24	11/2024	USD	4.846	B2		NEG	BB-		NEG		B+u	STABLE
XS1141043296	TURKSK 4.489 24	11/2024	USD	4.727	B2		NEG	BB-					
XS2100270508	TSKBTI 6 25	01/2025	USD	6.104	B3		NEG	B+		NEG			
US900123AW05	TURKEY 7.375 25	02/2025	USD	4.952	B2		NEG	BB-		NEG	NR	B+u	STABLE
XS2112797290	VAKBN 5.25 25	02/2025	USD	6.042	B2	WR	NEG	B+		NEG		NR	
XS1955059420	TURKTI 6.875 25	02/2025	USD	4.579				BB-			BB-	BB-	STABLE
XS1961766596	KCHOL 6.5 25	03/2025	USD	4.651	B2		NEG				BB-	BB-	STABLE
US900123CX69	TURKEY 4.25 25	03/2025	USD	4.852	B2		NEG	BB-		NEG		B+u	STABLE
XS1843443356	TURKEY 4.625 25	03/2025	EUR	3.686	B2		NEG	BB-		NEG		B+u	STABLE
XS1210422074	AKBNK 5.125 25	03/2025	USD	5.247	B2		NEG	B+		NEG			
XS1629918415	TURKEY 3.25 25	06/2025	EUR	3.555	B2		NEG	BB-		NEG		B+u	STABLE
US900123CZ18	TURKEY 6.375 25	10/2025	USD	5.112	B2		NEG	B2		NEG		B+u	STABLE
XS1298711729	TECELLT 5.75 25	10/2025	USD	4.425	B2u		NEG	BB-		NEG	BB-	BB-	STABLE
XS2241387500	ULKER 6.95 25	10/2025	USD	5.322				BB-		NEG	B+	B+	STABLE
XS1909184753	TURKEY 5.2 26	02/2026	EUR	4.057	B2		NEG	BB-		NEG		B+u	STABLE
XS1376681067	YKBNK 8.5 26	03/2026	USD	7.33	Caa2		NEG	B-		NEG		NR	
XS1961010987	SISETI 6.95 26	03/2026	USD	5.024	B2		NEG	BB-		NEG		NR	
US900123CJ75	TURKEY 4.25 26	04/2026	USD	4.935	B2		NEG	BB-		NEG		B+u	STABLE
XS1396282177	ALNTF 8.75 26	04/2026	USD	8.342	B3		NEG	B		NEG			
US900123CK49	TURKEY 4.875 26	10/2026	USD	5.198	B2		NEG	BB-		NEG		B+u	STABLE
XS1574750292	AKBNK 7.2 27	03/2027	USD	5.994	Caa2		NEG	B-		NEG			
US900123CL22	TURKEY 6 27	03/2027	USD	5.381	B2		NEG	BB-		NEG		B+u	STABLE
XS1584113184	TSKBTI 7.625 27	03/2027	USD	6.877	Caa3		NEG	B-		NEG			
XS1617531063	GARAN 6.125 27	05/2027	USD	5.483	Caa2		NEG	B		NEG		NR	
XS1655085485	ODEABK 7.625 27	08/2027	USD	15.462	Caa3		NEG	CCC+		NEG			
XS1551747733	VAKBN 8 27	11/2027	USD	6.735	Ca	WR	NEG	B-		NEG		NR	
XS1386178237	FCFIN 7.75 27	11/2027	USD	7.695				B-		NEG			
US900123CP36	TURKEY 5.125 28	02/2028	USD	5.477	B2		NEG	BB-		NEG		B+u	STABLE
XS1803215869	TECELLT 5.8 28	04/2028	USD	5.008				BB-		NEG	BB-	BB-	STABLE
XS1772360803	AKBNK 6.797 28	04/2028	USD	5.882	Caa2		NEG	B-		NEG			
XS1623796072	ISCTR 7 28	06/2028	USD	6.437	Caa3		NEG	B-		NEG		B+	NEG
US900123CQ19	TURKEY 6.125 28	10/2028	USD	5.648	B2		NEG	BB-		NEG		B+u	STABLE
US900123CT57	TURKEY 7.625 29	04/2029	USD	5.858	B2		NEG	BB-		NEG		B+u	STABLE
US900123AL40	TURKEY 11.875 30	01/2030	USD	5.96	B2		NEG	BB-		NEG	NR	B+u	STABLE
XS2106022754	ISCTR 7.75 30	01/2030	USD	7.275	Caa3		NEG	B-		NEG		B+	NEG
US900123CY43	TURKEY 5												



## Kredi Notları -Türk ve Yurtdışı Devlet ve Özel Sektör Eurotahvilleri

İŞ YATIRIM

Rapor Terimlerini Açıklayıcı Doküman

Ülke ve Şirket Görünüm & Nolları		Vade ↑	Kur	Getiri (%)	Moody's			Fitch			S&P		
ISIN	Ticker				Rating	Uzun Dönem YP	Görünüm	Rating	Uzun Dönem YP	Görünüm	Rating	Uzun Dönem YP	Görünüm
US46556MAF95	ITAU 5.65 22	03/2022	USD	1.725	Ba3		STABLE	B+					
US105756AR10	BRAZIL 8.875 24	04/2024	USD	1.152	Ba2	Ba2	STABLE	BB-		NEG	BB-	BB-	STABLE
USP1905CAE05	BRFSBZ 4.75 24	05/2024	USD	2.465	Ba2		STABLE	BB		STABLE	BB-	BB-	POS
US105756BV13	BRAZIL 4.25 25	01/2025	USD	1.788	Ba2	Ba2	STABLE	BB-		NEG	BB-	BB-	STABLE
US105756AE07	BRAZIL 10.125 27	05/2027	USD	2.967	Ba2	Ba2	STABLE	BB-		NEG	BB-	BB-	STABLE
US105756BB58	BRAZIL 8.25 34	01/2034	USD	3.864	Ba2	Ba2	STABLE	BB-		NEG	BB-	BB-	STABLE
UNITED STATES													
GT2	T 0.125 22	11/2022	USD	0.149	#N/A Field		STABLE	#N/A Field		NEG	#N/A Field	AA+u	STABLE
GT3	T 0.25 23	11/2023	USD	0.186	#N/A Field		STABLE	#N/A Field		NEG	#N/A Field	AA+u	STABLE
USU12763AD75	CEMEX 6 24	04/2024	USD	0							NR		
GT5	T 0.375 25	11/2025	USD	0.361	#N/A Field		STABLE	#N/A Field		NEG	#N/A Field	AA+u	STABLE
GT10	T 0.875 30	11/2030	USD	0.839	#N/A Field		STABLE	#N/A Field		NEG	#N/A Field	AA+u	STABLE
GT30	T 1.625 50	11/2050	USD	1.567	#N/A Field		STABLE	#N/A Field		NEG	#N/A Field	AA+u	STABLE
BRITISH VIRGIN													
USG21895AC44	CNPCCH 5.95 41	04/2041	USD	2.861	A2		STABLE	A+			A		
SOUTH AFRICA													
XS0579851949	ESKOM 5.75 21	01/2021	USD	5.775	Caa2	Caa2	NEG			NEG	CCC+	CCC+	NEG
XS0809571739	SAFTRA 4 22	07/2022	USD	3.576	Ba2		NEG	BBu		NEG	BB-	BB-	STABLE
US836205AQ75	SOAF 4.665 24	01/2024	USD	2.495	Ba2	Ba2	NEG	BB-		NEG	BB-	BB-	STABLE
XS1187065443	ESKOM 7.125 25	02/2025	USD	6.267	Caa2		NEG			NEG	CCC+	CCC+	NEG
US836205AR58	SOAF 5.875 25	09/2025	USD	3.136	Ba2	Ba2	NEG	BB-		NEG	BB-	BB-	STABLE
US836205AS32	SOAF 5.375 44	07/2044	USD	5.792	Ba2	Ba2	NEG	BB-		NEG	BB-	BB-	STABLE
LUXEMBOURG													
USP98088AA83	VOTORA 7.25 41	04/2041	USD	4.69	Ba1		STABLE	BBB-			BBB-		
GEORGIA													
XS0800346362	GRAIL 7.75 22	07/2022	USD	4.056				BB-		NEG	B+	B+	NEG
KAZAKHSTAN													
XS0867478124	HSBKKZ 5.5 22	12/2022	USD	4.868		WR	POS	BB+		STABLE	BB	BB	STABLE
XS1120709669	KAZAKS 3.875 21	10/2024	USD	0.881	Baa3	(P)Baa3	POS	BBB		STABLE	BBB-	BBB-	STABLE
XS1263054519	KAZAKS 5.125 25	07/2025	USD	1.083	Baa3	(P)Baa3	POS	BBB		STABLE	BBB-	BBB-	STABLE
XS1120709826	KAZAKS 4.875 44	10/2044	USD	2.777	Baa3	(P)Baa3	POS	BBB		STABLE	BBB-	BBB-	STABLE
XS1263139856	KAZAKS 6.5 45	07/2045	USD	2.927	Baa3	(P)Baa3	POS	BBB		STABLE	BBB-	BBB-	STABLE
NETHERLANDS													
US71645WAR25	PETBRA 5.375 21	01/2021	USD	-0.222	Ba2		STABLE	BB-			BB-		
US71647NAP42	PETBRA 8.375 21	05/2021	USD	0.259	Ba2		STABLE	BB-			BB-		
US71647NAF69	PETBRA 4.375 23	05/2023	USD	1.324	Ba2		STABLE	BB-			BB-		
US71647NAM11	PETBRA 6.25 24	03/2024	USD	1.644	Ba2		STABLE	BB-			BB-		
XS0982711714	PETBRA 4.75 25	01/2025	EUR	1.273	Ba2		STABLE	BB-			BB-		
XS1813724603	TEVA 4.5 25	03/2025	EUR	3.43	Ba2		NEG	BB-u			BB-		
XS1211044075	TEVA 1.875 27	03/2027	EUR	3.495	Ba2		NEG	BB-u			BB-		
XS1706923148	FCFIN 7.25 27	11/2027	USD	7.17	B2		NEG	B-		NEG			
XS1439749364	TEVA 1.625 28	10/2028	EUR	3.446	Ba2		NEG	BB-u			BB-		
US71647NAN93	PETBRA 6.85 2115	06/2115	USD	5.813	Ba2		STABLE	BB-			BB-		
INDONESIA													
USY7138AAA89	PERTIJ 5.25 21	05/2021	USD	-0.105	Baa2		STABLE	BBB		STABLE	BBB	BBB	NEG
ARGENTINA													
USP989MJBEO4	YPFDAR 8.5 25	07/2025	USD	16.993	Caa3		STABLE	CCC			CCC- *		
US040114GL81	ARGENT 8.28 33	12/2033	USD	12.001	Ca	Ca	STABLE	WD			NR	CCC+	STABLE
US040114GK09	ARGENT 3.75 38	12/2038	USD	11.451	Ca	Ca	STABLE	WD			NR	CCC+	STABLE
AZERBAIJAN													
XS1678622090	AZERBJ 2.82 21	09/2021	USD	1.098	Ba2u		STABLE	BB+		NEG		BB+	NEG
XS0903465127	SOIAZ 4.75 23	03/2023	USD	1.549	Ba2		STABLE	BB+		NEG	BB-	BB-	NEG
XS1044540547	AZERBJ 4.75 24	03/2024	USD	1.736	Ba2u		STABLE	BB+		NEG		BB+	NEG
XS1319820897	SGCAZE 6.875 26	03/2026	USD	2.638	Ba2		STABLE	BB+					
XS1196496688	SOIAZ 6.95 30	03/2030	USD	3.564	NR		STABLE	BB+		NEG	BB-	BB-	NEG
CZECH													
XS1816296062	ENGPRO 4.5 24	05/2024	EUR	5.176				BB-		STABLE	B+	B+	NEG
IVORY COAST													
XS1793329225	IVYCSY 5.25 30	03/2030	EUR	4.472	Ba3	Ba3	STABLE	B+		POS			
SENEGAL													
XS1790104530	SENEGL 4.75 28	03/2028	EUR	3.792	Ba3	Ba3	NEG				B+	B+	STABLE
ROMANIA													
XS1313004928	ROMANI 3.875 35	10/2035	EUR	2.142	Baa3	Baa3	NEG	BBB-		NEG	BBB-	BBB-	NEG
XS1768074319	ROMANI 3.375 38	02/2038	EUR	2.389	Baa3	Baa3	NEG	BBB-		NEG	BBB-	BBB-	NEG
XS1968706876	ROMANI 4.625 49	04/2049	EUR	2.965	Baa3	Baa3	NEG	BBB-		NEG	BBB-	BBB-	NEG
Grand Total													

Moody's S&P Fitch Açıklama



## Diğer Göstergeler

İŞ YATIRIM \$

[Rapor Terimlerini Açıklayıcı Doküman](#)

GOÜ Tahvil Perf.2Y Rates			
Ülke	30/11	27/11	1G Δ
Çek	0.16	0.13	▲ 22%
Cin	2.93	2.98	▼ -2%
G. Kore	0.89	0.88	▼ 1%
G.Afrika	4.31	4.30	▼ 0%
Hindistan	4.08	4.08	▼ 0%
Macaristan	0.73	0.72	▼ 1%
Meksika	4.48	4.46	▼ 0%
Polonya	0.09	0.08	► 9%
Rusya	4.50	4.51	▼ 0%
Singapur	0.28	0.27	▼ 1%
Tayland	0.53	0.52	▼ 1%

Türkiye Cross Cur. Swap (USD↔TRY / Rate%)			
Vade	30/11	27/11	1G Δ
1 Yıl	15.79	15.85	▼ -0.06
2 Yıl	14.85	14.87	▼ -0.02
3 Yıl	14.18	14.18	► 0.00
4 Yıl	13.68	13.66	► 0.02
5 Yıl	13.30	13.26	► 0.04
6 Yıl	12.96	12.90	▲ 0.06
7 Yıl	12.74	12.70	► 0.04
8 Yıl	12.50	12.40	▲ 0.10
9 Yıl	12.32	12.21	▲ 0.11
10 Yıl	12.16	12.12	► 0.04

Gelişmiş Ülkeler 2y			
Ülke	2Y Faiz(%)		
	30/11	27/11	Değişim BPS
ABD	0.15	0.16	▼ -0.69
Almanya	-0.76	-0.76	▲ 0.14
İngiltere	-0.05	-0.05	► -0.24
Fransa	-0.69	-0.69	▲ -0.11
İspanya	-0.60	-0.60	▲ 0.02
İtalya	-0.42	-0.41	▼ -0.59
<b>Türkiye</b>	<b>14.37</b>	<b>14.37</b>	<b>▲ 0.00</b>

Cross Currency Swap (5yr)			
Ülke	30/11	27/11	1G Δ
Çin	2.81	2.88	► -2%
Macaristan	2.30	2.30	▲ 0%
G.Kore	0.34	0.35	▼ -4%
Rusya	4.42	4.41	▲ 0%
Tayland	0.71	0.70	▲ 1%
Türkiye	13.30	13.26	▲ 0%

Gelişmiş Ülkeler 10y			
Ülke	10Y Faiz(%)		
	30/11	27/11	Değişim BPS
ABD	0.84	0.88	▼ -4.34
Almanya	-0.59	-0.59	▲ -0.02
İngiltere	0.28	0.28	▲ 0.32
Fransa	-0.35	-0.35	▲ 0.41
İspanya	0.06	0.05	▲ 0.69
İtalya	0.59	0.60	▼ -0.72
<b>Türkiye</b>	<b>12.29</b>	<b>12.32</b>	<b>▼ -3.00</b>





## İletişim Bilgileri

**SGMK Yurtiçi Piyasalar**

Serhat Devecioğlu  
sdevecioglu@isyatirim.com.tr

Evrin Erten Başar  
ebasar@isyatirim.com.tr

Burak Seçkin  
bseckin@isyatirim.com.tr

**Araştırma**

Emre Sezan, CFA  
esezan@isyatirim.com.tr

Ahmet Toker  
atoker@isyatirim.com.tr

**Eurotahviller**

Pinar Ozyuksel  
pozyuksel@isyatirim.com.tr

Tolga Murat  
tmurat@isyatirim.com.tr

Zeynep Kavsara  
zkavsara@isyatirim.com.tr

[Rapor Terimlerini Açıklayıcı Doküman](#)

<https://www.isyatirim.com.tr/tr-tr/analiz/Sayfalar/sqmk.aspx>



Burada yer alan bilgiler İş Yatırım Menkul Değerler A.Ş. tarafından bilgilendirme amacı ile hazırlanmıştır. Yatırım bilgi, yorum ve tavsiyeleri yatırım danışmanlığı kapsamında değildir. Yatırım danışmanlığı hizmeti; aracı kurumlar, portföy yönetim şirketleri, mevduat kabul etmeyen bankalar ile müşteri arasında imzalanacak yatırım danışmanlığı sözleşmesi çerçevesinde sunulmaktadır. Burada yer alan yorum ve tavsiyeler, yorum ve tavsiyede bulunanların kişisel görüşlerine dayanmaktadır. Herhangi bir yatırım aracının alım-satım önerisi ya da getiri vaadi olarak yorumlanmamalıdır. Bu görüşler mali durumunuz ile risk ve getiri tercihlerinize uygun olmayabilir. Bu nedenle, sadece burada yer alan bilgilere dayanarak yatırım kararı verilmesi beklentilerinize uygun sonuçlar doğurmayabilir.

Burada yer alan fiyatlar, veriler ve bilgilerin tam ve doğru olduğu garanti edilemez; içerik, haber verilmeksizin değiştirilebilir. Tüm veriler, İş Yatırım Menkul Değerler A.Ş. tarafından güvenilir olduğuna inanılan kaynaklardan alınmıştır. Bu kaynakların kullanılması nedeni ile ortaya çıkabilecek hatalardan İş Yatırım Menkul Değerler A.Ş. sorumlu değildir.

Bu içeriğe ilişkin tüm telif hakları İş Yatırım Menkul Değerler A.Ş.'ye aittir. Bu içerik, açık iznimiz olmaksızın başkaları tarafından herhangi bir amaçla, kısmen veya tamamen çoğaltılamaz, dağıtılamaz, yayımlanamaz veya değiştirilemez.