

Türk Eurotahvilleri

İŞ YATIRIM

Rapor Terimlerini Açıklayıcı Doküman

Tanım	Enstrüman	Kupon	Vade ↑	İhraç Büyüklüğü (milyar)	Son	Alış Fiyatı	Satış Fiyatı	Birikmiş Faiz	Alış Getiri (%)	Satış Getiri (%)	Minimum İşlem Büyüklüğü	Fiyat Performansı		Dur.	Payment Rank
												1A(Δ %)	1Y(Δ %)		
*Vadelerine göre sıralanmıştır.															
USD Cinsinden															
Devlet Eurotahvilleri															
XS1345632811	EXCRTU 5.375 21	5.38	08/02/21	500	100.358	100.011	100.706	1.16	5.27	2.83	200,000	0.03	0.47	0.280	Sr Unsecured
US900123BH29	TURKEY 5.625 21	5.63	30/03/21	2,000	100.653	100.366	100.939	0.41	4.73	3.38	100,000	-0.02	-1.27	0.420	Sr Unsecured
XS1028943089	EXCRTU 5 21	7.50	23/09/21	500	99.687	99.324	100.049	0.46	5.77	4.94	200,000	0.22	0.63	0.873	Sr Unsecured
US900123BY51	TURKEY 5.125 22	5.13	25/03/22	1,000	100.111	99.765	100.457	0.44	5.30	4.78	200,000	0.54	-0.32	1.343	Sr Unsecured
XS1684378208	EXCRTU 4.25 22	4.25	18/09/22	500	95.899	95.437	96.361	0.45	6.86	6.32	200,000	0.24	1.74	1.773	Sr Unsecured
US900123BZ27	TURKEY 6.25 22	6.25	26/09/22	2,500	101.481	101.113	101.849	0.52	5.63	5.22	200,000	0.62	-1.03	1.780	Sr Unsecured
US900123CA66	TURKEY 3.25 23	3.25	23/03/23	1,500	95.458	95.230	95.685	0.30	5.39	5.18	200,000	1.21	2.28	2.267	Sr Unsecured
XS1496463297	EXCRTU 5.375 23	5.38	24/10/23	500	95.571	95.101	96.041	0.03	7.22	6.86	200,000	0.85	0.78	2.704	Sr Unsecured
US900123CR91	TURKEY 7.25 23	7.25	23/12/23	2,000	103.722	103.498	103.946	2.48	6.01	5.86	200,000	0.89	-1.41	2.739	Sr Unsecured
XS1917720911	EXCRTU 8.25 24	8.25	24/01/24	500	102.613	102.475	102.752	2.11	7.37	7.28	200,000	0.70	-1.47	2.760	Sr Unsecured
US900123CF53	TURKEY 5.75 24	5.75	22/03/24	2,500	99.018	98.591	99.443	0.54	6.21	5.93	200,000	1.26	-0.40	3.032	Sr Unsecured
XS1814962582	EXCRTU 6.125 24	6.13	03/05/24	500	96.788	96.471	97.105	2.94	7.28	7.07	200,000	-0.19	0.52	3.011	Sr Unsecured
US900123CV04	TURKEY 6.35 24	6.35	10/08/24	2,250	100.556	100.126	100.986	1.34	6.31	6.05	200,000	1.32	-1.11	3.284	Sr Unsecured
US900123CW86	TURKEY 5.6 24	5.60	14/11/24	2,500	98.026	97.746	98.306	2.52	6.24	6.08	200,000	1.69		3.477	Sr Unsecured
US900123AW05	TURKEY 7.375 25	7.38	05/02/25	3,250	104.193	103.935	104.450	1.66	6.31	6.17	2,000	1.46	-0.88	3.588	Sr Unsecured
US900123CX69	TURKEY 4.25 25	4.25	13/03/25	2,000	92.965	92.548	93.382	0.51	6.22	5.99	200,000	1.72		3.888	Sr Unsecured
US900123CZ18	TURKEY 6.375 25	6.38	14/10/25	2,500	99.699	99.446	99.952	0.21	6.51	6.39	200,000			4.190	Sr Unsecured
US900123CJ75	TURKEY 4.25 26	4.25	14/04/26	1,500	90.965	90.519	91.409	0.14	6.33	6.12	200,000	1.64	2.05	4.749	Sr Unsecured
US900123CK49	TURKEY 4.875 26	4.88	09/10/26	3,000	92.543	92.126	92.960	0.23	6.49	6.31	200,000	1.80	1.34	5.030	Sr Unsecured
US900123CL22	TURKEY 6 27	6.00	25/03/27	3,250	96.865	96.405	97.325	0.52	6.70	6.52	200,000	1.71	0.30	5.199	Sr Unsecured
US900123CP36	TURKEY 5.125 28	5.13	17/02/28	2,000	91.425	91.215	91.636	0.98	6.66	6.58	200,000	1.40	0.24	5.868	Sr Unsecured
US900123CQ19	TURKEY 6.125 28	6.13	24/10/28	2,000	95.927	95.752	96.102	0.03	6.82	6.76	200,000	1.56	-0.60	6.188	Sr Unsecured
US900123CT57	TURKEY 7.625 29	7.63	26/04/29	3,000	103.962	103.563	104.360	0.00	7.06	6.94	200,000	2.06	-0.95	6.235	Sr Unsecured
US900123AL40	TURKEY 11.875 30	11.88	15/01/30	1,500	131.818	131.505	132.130	3.33	7.15	7.07	1,000	1.58	-2.21	5.939	Sr Unsecured
US900123CY43	TURKEY 5.25 30	5.25	13/03/30	2,000	89.399	88.982	89.817	0.63	6.86	6.73	200,000	1.52		7.107	Sr Unsecured
US900123AT75	TURKEY 8 34	8.00	14/02/34	1,500	105.475	105.150	105.800	1.60	7.38	7.31	2,000	1.94	-1.61	8.135	Sr Unsecured
US900123AY60	TURKEY 6.875 36	6.88	17/03/36	2,750	94.878	94.550	95.205	0.74	7.48	7.40	2,000	2.34	-2.45	9.156	Sr Unsecured
US900123BB58	TURKEY 7.25 38	7.25	05/03/38	1,000	97.533	97.170	97.895	1.03	7.54	7.47	2,000	2.28	-2.92	9.587	Sr Unsecured
US900123BG46	TURKEY 6.75 40	6.75	30/05/40	2,000	91.532	90.978	92.085	2.74	7.65	7.53	100,000	2.22	-3.00	10.674	Sr Unsecured
US900123BJ84	TURKEY 6 41	6.00	14/01/41	3,000	83.935	83.352	84.514	1.70	7.63	7.50	200,000	1.78	-3.69	10.570	Sr Unsecured
US900123CB40	TURKEY 4.875 43	4.88	16/04/43	3,000	74.983	74.670	75.295	0.14	7.16	7.09	200,000	1.94	-4.65	12.029	Sr Unsecured
US900123CG37	TURKEY 6.625 45	6.63	17/02/45	3,000	88.880	88.615	89.145	1.27	7.66	7.61	200,000	2.80	-3.28	11.122	Sr Unsecured
US900123CM05	TURKEY 5.75 47	5.75	11/05/47	3,500	80	79.665	80.250	2.64	7.53	7.47	200,000	2.73	-4.44	11.645	Sr Unsecured
Sukuk															
XS1303467077	TURKSK 4.251 21	4.25	08/06/21	1,000	100.032	99.866	100.198	1.63	4.47	3.92	200,000	0.30	0.53	0.594	Sr Unsecured
XS1816199373	TURKSK 5.8 22	5.80	21/02/22	2,000	100.258	99.777	100.738	1.05	5.97	5.21	200,000	0.20	-0.92	1.243	Sr Unsecured
XS1586385178	TURKSK 5.004 23	5.00	06/04/23	1,250	98.273	97.805	98.741	1.28	5.98	5.56	200,000	0.41	-0.27	2.559	Sr Unsecured
XS1141043296	TURKSK 4.489 24	4.49	25/11/24	1,000	95.363	94.853	95.873	1.86	5.93	5.63	200,000	0.70	0.70	3.590	Sr Unsecured
Özel Sektör Eurotahvilleri															
Finansal Kuruluşlar															
XS1188073081	HALKBK 4.75 21	4.75	11/02/21	500	99.585	99.100	100.070	0.99	7.83	4.46	200,000	0.11	8.96	0.280	Sr Unsecured
USM89311AA71	GARAN 6.25 21	6.25	20/04/21	500	101.143	100.752	101.534	0.10	4.65	3.05	200,000	-0.10	-0.90	0.475	Sr Unsecured
XS1223394914	TCZIRA 4.75 21	4.75	29/04/21	500	99.889	99.475	100.303	2.34	5.81	4.14	200,000	0.16	1.24	0.485	Sr Unsecured
XS1412393172	TSKBTI 4.875 21	4.88	18/05/21	300	100.106	99.582	100.629	2.14	5.64	3.73	200,000	0.47	1.45	0.537	Sr Unsecured
XS1079527211	ISCTR 5 21	5.00	25/06/21	750	100.081	99.644	100.517	1.68	5.54	4.19	200,000	0.23	1.57	0.636	Sr Unsecured
XS1439838548	HALKBK 5 21	5.00	13/07/21	500	99.045	98.511	99.579	1.43	7.16	5.60	200,000	0.21	8.65	0.680	Sr Unsecured
XS1390320981	ISCTR 5.375 21	5.38	06/10/21	750	100.172	99.707	100.637	0.30	5.69	4.67	200,000	0.15	1.50	0.908	Sr Unsecured
XS1508914691	VAKBN 5.5 21	5.50	27/10/21	500	99.869	99.387	100.351	2.73	6.14	5.14	200,000	0.35	1.52	0.937	Sr Unsecured
XS1571399754	YKBNK 5.75 22	5.75	24/02/22	600	99.739	99.266	100.211	0.99	6.33	5.58	200,000	0.24	0.68	1.249	Sr Unsecured
XS1508390090	ISCTR 5.5 22	5.50	21/04/22	600	99.491	98.972	100.009	0.08	6.23	5.49	200,000	0.84	1.52	1.405	Sr Unsecured
XS1605397394	TCZIRA 5.125 22	5.13	03/05/22	600	97.797	97.286	98.398	2.46	7.04	6.31	200,000	0.27	1.96	1.398	Sr Unsecured
XS1613091500	QNBFB 4.875 22	4.88	19/05/22	750	99.826	99.313	100.338	2.13	5.34	4.65	200,000	0.55	0.89	1.457	Sr Unsecured
XS1622626379	VAKBN 5.625 22	5.63	30/05/22	500	98.585	98.086	99.084	2.28	6.91	6.23	200,000	0.50	2.44	1.465	Sr Unsecured
USM8931TAF68	GARAN 5.25 22	5.25	13/09/22	750	99.444	98.969	99.919	0.63	5.83	5.29	200,000	0.24	0.51	1.756	Sr Unsecured
USM0375YAK49	AKBNK 5 22	5.00	24/10/22	500	98.715	98.236	99.195	0.03	5.95	5.43	150,000	0.44	1.08	1.869	Sr Unsecured
XS0847042024	ISCTR 6 22	6.00	24/10/22	1,000	97.556	96.267	98.844	0.03	8.06	6.63	200,000	0.70	2.72	1.840	Subordinated
XS0849728190	VAKBN 6 22	6.00	01/11/22	672	97.423	96.491	98.356	2.92	7.92	6.89	200,000	0.64	3.08	1.803	Subordinated
XS0861979440	YKBNK 5.5 22	5.50	06/12/22	1,000	97.804	97.210	98.399	2.14	6.94	6.32	200,000	1.57	2.96	1.915	Subordinated
XS1750996206	TSKBTI 5.25 23	5.50	16/01/23	350	96.347	95.787	96.906	1.53	7.59	7.02	200,000	0.47	1.67	2.015	Sr Unsecured
XS1711581337	FCFIN 6 23	6.00	25/01/23	300	97.083	96.374	97.791	1.52	7.78	7.07	200,000	0.25	2.74	2.028	Sr Unsecured
XS1760780731	VAKBN 5.75 23	5.75	30/01/23	650	96.949	96.393	97.505	1.37	7.51	6.96	200,000	0.84	2.81	2.048	Sr Unsecured
XS1576037284	GARAN 5.875 23	5.88	16/03/23	500	99.616	99.077	100.155	0.65	6.29	5.80	200,000	0.16	-0.10	2.184	Sr Unsecured
XS1788516679	YKBNK 6.1 23	6.10	16/03/23	500	98.499	97.993	99.004	0.68	7.02	6.55	200,000	0.65	1.48	2.170	Sr Unsecured
XS1691349010	TCZIRA 5.125 23	5.13	29/09/23	500	94.530	93.953	95.106	0.38	7.46	7.00	200,000	0.46	1.79	2.642	Sr Unsecured

Trk Eurotahvilleri

İŞ YATIRIM

[Rapor Terimlerini Açıklayıcı Dokman](#)

Tanım	Enstrman	Kupon	Vade ↓	İhraç Byklg (milyar)	Son	Alış Fiyatı	Satış Fiyatı	Birikmiş Faiz	Alış Getiri (%)	Satış Getiri (%)	Minimum İşlem Byklg	Fiyat Performansı		Dur.	Payment Rank
												1A(Δ %)	1Y(Δ %)		
*Vadelerine gre sıralanmıştır.															
XS1961010987	SİSET1 6.95 26	6.95	14/03/26	700	102.486	101.899	103.074	0.81	6.52	6.27	200,000	0.20	0.70	4.245	Sr Unsecured
XS1803215869	TCELLT 5.8 28	5.80	11/04/28	500	98.411	98.062	98.759	0.24	6.13	6.01	200,000	0.09	4.19	5.952	Sr Unsecured

EUR Cinsinden

Devlet Eurotahvilleri

XS0993155398	TURKEY 4.35 21	4.35	12/11/21	1,250	101.855	101.630	102.080	4.15	2.75	2.31	100,000	0.54	-2.48	0.981	Sr Unsecured
XS1057340009	TURKEY 4.125 23	4.13	11/04/23	1,000	101.227	100.764	101.690	2.24	3.79	3.39	100,000	1.23	-1.96	2.260	Sr Unsecured
XS1843443356	TURKEY 4.625 25	4.63	31/03/25	1,250	99.420	99.080	99.760	2.65	4.85	4.68	100,000	2.31	-2.29	3.821	Sr Unsecured
XS1629918415	TURKEY 3.25 25	3.25	14/06/25	1,000	93.803	93.490	94.115	1.19	4.85	4.69	100,000	2.68	-1.40	4.119	Sr Unsecured
XS1909184753	TURKEY 5.2 26	5.20	16/02/26	1,500	101.288	100.972	101.603	3.59	4.98	4.84	100,000	3.41	-1.96	4.404	Sr Unsecured

zel Sektr Eurotahvilleri

Finansal Kuruluslar

XS1403416222	VAKBN 2.375 21	2.38	04/05/21	500	99.243	98.902	99.584	1.14	4.48	3.15	100,000	0.27	-1.11	0.510	Secured
--------------	----------------	------	----------	-----	--------	--------	--------	------	------	------	---------	------	-------	-------	---------

Finans Dışı

XS1109959467	ACKAF 3.875 21	3.88	16/09/21	350	100.905	100.345	101.464	0.42	3.46	2.19	100,000	0.10	-2.69	0.869	Sr Unsecured
--------------	----------------	------	----------	-----	---------	---------	---------	------	------	------	---------	------	-------	-------	--------------

Yurtdışı Devlet ve Özel Sektör Eurotahvilleri

İŞ YATIRIM

*Vadelerine göre sıralanmıştır.

Rapor Terimleri

Kodu	Enstrüman	Ülke	Kpn	Vade ↑	İhraç Büyüklüğü (milyar)	Aliş Fiyatı	Satış Fiyatı	Birikmiş Faiz	Aliş Getiri (%)	Satış Getiri (%)	Minimum İşlem	Fiyat Performansı		Dur.	Payment Rank	
USD Cinsi												1A(Δ %)	1Y(Δ %)			
USG8600UAA19	SUZANO 5.875 21	CAYMAN ISLANDS	5.88	23/01/21	0	0.000	0.000	1.09	0.00	0.00	100,000			Sr	Unsecured	
XS0579851949	ESKOM 5.75 21	SOUTH AFRICA	5.75	26/01/21	1,750	97.824	98.740	1.44	14.56	10.77	200,000	0.21	-2.92	0.24	Sr Unsecured	
US71645WAR25	PETBRA 5.375 21	NETHERLANDS	5.38	27/01/21	961	100.839	101.307	1.33	2.01	0.20	2,000	-0.27	-2.48	0.25	Sr Unsecured	
USP16259AB20	BBVASM 6.5 21	MEXICO	6.50	10/03/21	750	101.721	102.237	0.83	1.83	0.48	150,000	-0.41	-2.85	0.37	Subordinated	
US71647NAP42	PETBRA 8.375 21	NETHERLANDS	8.38	23/05/21	463	103.758	104.303	3.56	1.77	0.86	2,000	-0.52	-5.01	0.55	Sr Unsecured	
USY7138AAA89	PERTIJ 5.25 21	INDONESIA	5.25	23/05/21	391	102.584	103.047	2.23	0.74	-0.05	200,000	-0.21	-1.54	0.56	Sr Unsecured	
XS1678622090	AZERBJ 2.82 21	AZERBAIJAN	2.82	01/09/21	174	100.429	101.221	0.43	2.30	1.37	150,000	-0.06	1.34	0.84		
US91911TAM53	VALEBZ 4.375 22	CAYMAN ISLANDS	4.38	11/01/22	0	0.000	0.000	1.92	0.00	0.00	2,000			Sr	Unsecured	
US46556MAF95	ITAU 5.65 22	BRAZIL	5.65	19/03/22	1,250	104.479	105.100	0.58	2.37	1.93	200,000	0.10	-0.89	1.34	Subordinated	
USG1315RAG68	BRASKM 5.375 22	CAYMAN ISLANDS	5.38	02/05/22	289	103.504	104.391	2.60	2.99	2.41	200,000	0.60	-1.94	1.42	Sr Unsecured	
XS0800346362	GRAIL 7.75 22	GEORGIA	7.75	11/07/22	500	104.071	105.517	2.26	5.22	4.36	200,000	-0.29	-4.52	1.57	Sr Unsecured	
XS0809571739	SAFTRA 4.22	SOUTH AFRICA	4.00	26/07/22	1,000	99.162	99.985	1.00	4.50	4.01	200,000	0.13	-1.49	1.66	Sr Unsecured	
US03512TAC53	ANGSJ 5.125 22	ISLE OF MAN	5.13	01/08/22	750	105.619	106.602	1.21	1.87	1.33	1,000	0.38	0.73	1.68	Sr Unsecured	
XS0867478124	HSBKZ 5.5 22	KAZAKHSTAN	5.50	21/12/22	548	99.875	100.731	1.77	5.56	5.13	1	0.04	-0.62	0.04	Sr Unsecured	
XS0863524277	TAQAUH 3.625 23	UAE	3.63	12/01/23	1,250	105.631	106.219	1.05	1.04	0.78	200,000	0.00	2.72	2.12	Sr Unsecured	
US71654QBG64	PEMEX 3.5 23	MEXICO	3.50	30/01/23	1,144	97.859	98.700	0.84	4.50	4.11	10,000	-0.22	-2.60	2.13	Sr Unsecured	
XS0903465127	SOIAZ 4.75 23	AZERBAIJAN	4.75	13/03/23	1,000	104.327	105.166	0.57	2.86	2.50	200,000	0.08	0.54	2.24	Sr Unsecured	
US71647NAF69	PETBRA 4.375 23	NETHERLANDS	4.38	20/05/23	1,089	106.600	107.407	1.90	1.73	1.43	2,000	0.89	2.36	2.40	Sr Unsecured	
USP30179AM09	CFELEC 4.875 24	MEXICO	4.88	15/01/24	1,250	108.785	109.704	1.37	2.04	1.76	200,000	0.97	2.40	2.97	Sr Unsecured	
US836205AQ75	SOAF 4.665 24	SOUTH AFRICA	4.67	17/01/24	1,500	103.895	104.595	1.28	3.38	3.15	100,000	1.33	-0.52	2.96	Sr Unsecured	
US10553YAF25	BRASKM 6.45 24	CAYMAN ISLANDS	6.45	03/02/24	750	107.678	108.487	1.49	3.92	3.67	200,000	0.40	-2.60	2.92	Sr Unsecured	
US71647NAM11	PETBRA 6.25 24	NETHERLANDS	6.25	17/03/24	971	113.033	113.745	0.68	2.24	2.04	2,000	1.03	1.03	3.08	Sr Unsecured	
XS1044540547	AZERBJ 4.75 24	AZERBAIJAN	4.75	18/03/24	1,250	105.856	106.677	0.50	2.92	2.68	200,000	-1.28	-0.02	3.13	Sr Unsecured	
USP16259AK29	BBVASM 4.375 24	MEXICO	4.38	10/04/24	750	108.218	109.012	0.19	1.91	1.68	150,000	0.21	2.29	3.23	Sr Unsecured	
US105756AR10	BRAZIL 8.875 24	BRAZIL	8.88	15/04/24	1,029	123.671	124.746	0.27	1.81	1.53	1,000	0.07	-2.31	3.08	Sr Unsecured	
US31572UAE64	FIBRIZ 5.25 24	CAYMAN ISLANDS	5.25	12/05/24	353	109.819	110.727	2.39	2.35	2.09	2,000	-0.11	2.58	3.20	Sr Unsecured	
USP1905CAE05	BRFSBZ 4.75 24	BRAZIL	4.75	22/05/24	295	105.819	106.819	2.03	3.02	2.73	200,000	0.19	2.70	3.23	Sr Unsecured	
XS1075401726	EMAARM 4.564 24	CAYMAN ISLANDS	4.56	18/06/24	750	103.914	105.014	1.62	3.41	3.10	200,000	0.06	-0.62	3.31	Sr Unsecured	
XS1120709669	KAZAKS 3.875 24	KAZAKHSTAN	3.88	14/10/24	1,500	109.372	110.118	0.13	1.44	1.25	200,000	-0.08	3.06	3.71	Sr Unsecured	
US06120TAA60	BCHINA 5.24	CHINA	5.00	13/11/24	3,000	111.082	111.426	2.26	2.13	2.04	200,000	-0.15	2.23	3.63	Subordinated	
US105756BV13	BRAZIL 4.25 25	BRAZIL	4.25	07/01/25	4,300	108.685	109.203	1.29	2.08	1.96	200,000	0.27	3.02	3.83	Sr Unsecured	
USP2253TJE03	CEMEX 5.7 25	MEXICO	5.70	11/01/25	1,071	102.582	102.939	1.66	5.01	4.92	200,000	0.36	-0.33	0.12	1st lien	
US91087BAA89	MEX 3.6 25	MEXICO	3.60	30/01/25	1,947	107.867	108.212	0.86	1.68	1.60	200,000	-0.19	2.95	3.95	Sr Unsecured	
XS1187065443	ESKOM 7.125 25	SOUTH AFRICA	7.13	11/02/25	1,250	93.323	94.380	1.48	9.03	8.72	200,000	0.68	-9.51	3.55	Sr Unsecured	
XS1263054519	KAZAKS 5.125 25	KAZAKHSTAN	5.13	21/07/25	2,500	115.972	116.716	1.35	1.61	1.46	200,000	-0.18	2.60	4.24	Sr Unsecured	
USP989MJBEO4	YPFDAR 8.5 25	ARGENTINA	8.50	28/07/25	1,500	63.294	65.203	2.08	21.07	20.21	1,000	-10.86	-18.71	3.35	Sr Unsecured	
US836205AR58	SOAF 5.875 25	SOUTH AFRICA	5.88	16/09/25	2,000	108.505	109.245	0.65	3.94	3.79	200,000	1.16	-0.95	4.26	Sr Unsecured	
XS1301525207	ALBRK 10.5 25	CAYMAN ISLANDS	10.50	30/11/25	250	96.631	97.493	4.26	10.25	10.02	200,000	0.14	-5.55	0.04	Subordinated	
XS1323608635	KFINKK 7.9 26	CAYMAN ISLANDS	7.90	17/02/26	350	97.767	99.300	1.51	7.77	7.41	200,000	-0.25	-4.73	0.29		
XS1319820897	SGCAZE 6.875 26	AZERBAIJAN	6.88	24/03/26	2,000	114.566	115.540	0.61	3.86	3.68	200,000	-1.74	-1.48	4.58		
US105756AEO7	BRAZIL 10.125 27	BRAZIL	10.13	15/05/27	765	138.980	139.923	4.53	3.43	3.30	1,000	-0.01	-2.60	5.00	Sr Unsecured	
XS1706923148	FCFIN 7.25 27	NETHERLANDS	7.25	09/11/27	150	90.788	94.427	3.36	7.92	7.21	200,000	0.57	2.40	1.83	Subordinated	
XS1196496688	SOIAZ 6.95 30	AZERBAIJAN	6.95	18/03/30	750	119.308	120.541	0.73	4.42	4.27	200,000	-2.90	-0.35	7.16	Sr Unsecured	
US040114GL81	ARGENT 8.28 33	ARGENTINA	8.28	31/12/33	0	52.080	53.583	0.00	12.23	11.83	1	-0.03	0.93			
US105756BB58	BRAZIL 8.25 34	BRAZIL	8.25	20/01/34	1,369	136.602	137.688	2.20	4.54	4.45	1,000	0.33	-0.85	8.83	Sr Unsecured	
US040114GK09	ARGENT 3.75 38	ARGENTINA	3.75	31/12/38	290	43.125	43.928	0.00	11.54	11.36	1			8.37	8.15	Sr Unsecured
USP98088AA83	VOTORA 7.25 41	LUXEMBOURG	7.25	05/04/41	610	129.273	129.583	0.42	4.96	4.94	200,000	0.83	2.13	11.96	Sr Unsecured	
USG21895AC44	CNPCC 5.95 41	BRITISH VIRGIN	5.95	28/04/41	500	143.216	144.689	2.94	3.09	3.01	200,000	-2.79	4.20	13.40	Sr Unsecured	
US836205AS32	SOAF 5.375 44	SOUTH AFRICA	5.38	24/07/44	1,000	88.300	89.080	1.37	6.33	6.26	200,000	1.87	-9.58	12.64	Sr Unsecured	
XS1120709826	KAZAKS 4.875 44	KAZAKHSTAN	4.88	14/10/44	1,000	133.952	135.073	0.16	2.90	2.85	200,000	1.05	9.38	15.93	Sr Unsecured	
XS1263139856	KAZAKS 6.5 45	KAZAKHSTAN	6.50	21/07/45	1,500	158.660	159.791	1.72	3.09	3.04	200,000	0.93	7.97	15.03	Sr Unsecured	
US91086QBF46	MEX 4.6 46	MEXICO	4.60	23/01/46	2,857	108.062	108.709	1.19	4.09	4.05	200,000	1.28	1.61	15.45	Sr Unsecured	
US71647NAN93	PETBRA 6.85 2115	NETHERLANDS	6.85	05/06/15	2,449	110.138	111.124	2.68	6.22	6.16	2,000	2.03	-3.59	15.51	Sr Unsecured	

Euro Cinsinden

XS1731106347	CEMEX 2.75 24	MEXICO	2.75	05/12/24	650	98.939	99.939	1.08	3.03	2.77	100,000	-0.45	-3.03	0.00	1st lien
XS0982711714	PETBRA 4.75 25	NETHERLANDS	4.75	14/01/25	541	111.602	112.816	3.71	1.86	1.58	100,000	0.11	-3.87	3.79	Sr Unsecured
XS0213101073	PEMEX 5.5 25	MEXICO	5.50	24/02/25	1,000	103.415	104.435	3.68	4.61	4.35	10,000	0.35	-7.40	3.77	Sr Unsecured
XS1813724603	TEVA 4.5 25	NETHERLANDS	4.50	01/03/25	898	100.002	100.972	0.69	4.50	4.25	100,000	1.79	7.40	0.00	Sr Unsecured
XS1824425182	PEMEX 3.625 25	MEXICO	3.63	24/11/25	650	90.863	91.835	3.34	5.75	5.51	100,000	-0.34	-9.58	4.43	Sr Unsecured
XS1211044075	TEVA 1.875 27	NETHERLANDS	1.88	31/03/27	700	86.426	87.532	1.07	4.34	4.12	100,000	2.08	12.69	0.00	Sr Unsecured
XS1172951508	PEMEX 2.75 27	MEXICO	2.75	21/04/27	1,250	81.930	82.927	1.42	6.22	6.00	100,000	-0.45	-10.88	5.72	Sr Unsecured
XS1568888777	PEMEX 4.875 28	MEXICO	4.88	21/02/28	1,250	89.408	90.307	3.30	6.75	6.58	100,000	-1.21	-14.07	5.88	Sr Unsecured
XS1439749364	TEVA 1.625 28	NETHERLANDS	1.63	15/10/28	750	82.059	83.347	0.05	4.34	4.12	100,000	1.63	12.22	7.36	Sr Unsecured
XS1824424706	PEMEX 4.75 29	MEXICO	4.75	26/02/29	1,250	87.662	88.579	3.15	6.73	6.57	1				

Devlet İç Borçlanma Senetleri

İŞ YATIRIM



Rapor Terimleri

Tanım	Kpn%	Vade Tarihi ↓	İhraç Tarihi	Vadeye kalan (ay/yıl)	İhrac (mn TL)	Hacim (mnTL)			Son İşlem Tarihi	Son Temiz Fiyat	Birikmiş Faiz	Basit Faiz (%)	Bileşik Faiz (%)	Faiz Değ.(Δbp)			3ay Bant				Dur.	Konv.	PVBP * 100
						1G	1H	3A St.dev						1G	1H	3A	Min(%)	Mak(%)	Ort(%)	Z-skor			
İskontolu Tahviller																							
TRT140421T13		14/04/21	15/01/20	6 m	12.334	140.1	166.1	1.84	22/10/20	94.365		12.60	13.02	11	34	340	7.89	13.39	10.65	1.29	0.45	0.00	0.42
TRT090621T18		09/06/21	11/03/20	8 m	27.331	0.9	68.0	1.77	20/10/20	92.531		12.70	12.99	21	48	354	8.17	13.37	10.74	1.27	0.60	0.01	0.54
TRT180821T15		18/08/21	22/07/20	10 m	1.705	1.8	18.6	1.34	21/10/20	91.029		11.95	12.07	28	250	9.57	13.02	11.42	0.48	0.78	0.01	0.68	

Sabit Kuponlu Tahviller																							
TRT170221T12	5.35	17/02/21	24/02/16	4 m	15.689	6.1	266.3	1.59	22/10/20	99.500	1.91	12.12	12.63	2	17	334	8.04	13.30	10.71	1.21	0.30	0.00	0.31
TRT210421T14	10.45	21/04/21	24/04/19	6 m	19.928	72.8	162.6	1.89	22/10/20	103.875	0.11	12.60	13.00	17	43	334	7.75	13.34	10.28	1.44	0.46	0.00	0.48
TRT220921T18	4.6	22/09/21	28/09/16	11 m	17.910	148.3	668.9	1.81	22/10/20	96.800	0.76	12.99	13.41	1	46	352	8.37	13.77	11.65	0.98	0.84	0.01	0.83
TRT201021T25	6.9	20/10/21	23/10/19	12 m	27.160	1.0	15.0	1.75	22/10/20	100.700	0.08	13.03	13.45	22		338	8.14	13.73	10.85	1.49	0.90	0.01	0.91
TRT120122T17	4.75	12/01/22	25/01/12	15 m	10.586	17.7	80.9	1.89	20/10/20	95.500	2.56	13.57	14.03	0	16		8.84	14.04	11.28	1.45	1.08	0.02	1.07
TRT020322T17	5.5	02/03/22	08/03/17	17 m	16.836	2.0	122.1	1.96	22/10/20	96.900	1.54	13.54	14.00	0		358	8.91	14.06	11.72	1.16	1.20	0.02	1.19
TRT040522T13	4.5	04/05/22	06/05/20	19 m	18.274	165.4	277.3	1.75	22/10/20	93.999	4.20	13.46	13.91	-3	31	334	8.89	14.01	12.21	0.97	1.31	0.02	1.29
TRT170822T15	5.35	17/08/22	23/08/17	22 m	15.300	4.9	53.7	1.91	21/10/20	95.800	1.88	13.34	13.78	-7	-2	309	9.01	14.62	12.02	0.92	1.57	0.03	1.54
TRT140922T17	4.25	14/09/22	26/09/12	23 m	10.771	43.6	181.2	1.96	21/10/20	91.950	0.84	13.43	13.88	15	8	342	8.67	14.32	11.95	0.98	1.66	0.04	1.55
TRT180123T10	6.1	18/01/23	24/01/18	27 m	19.629	96.1	311.9	1.73	22/10/20	97.500	3.12	13.50	13.96	12	6	307	9.48	14.81	12.49	0.85	1.84	0.05	1.86
TRT080323T10	3.55	08/03/23	20/03/13	29 m	16.985	0.9	30.0	1.62	21/10/20	87.550	0.84	13.36	13.81	-10	-4	272	9.02	14.83	12.12	1.04	2.06	0.05	1.82
TRT140623T19	8.1	14/06/23	20/06/18	32 m	10.660	3.9	34.5	1.63	22/10/20	106.000	5.70	13.41	13.86	-13		255	9.56	14.92	12.33	0.94	2.02	0.06	2.25
TRT270923T11	4.4	27/09/23	09/10/13	36 m	12.935	3.6	107.7	1.58	21/10/20	88.800	0.53	13.53	13.99	0	12	281	9.70	14.93	12.16	1.16	2.45	0.08	2.20
TRT181023T19	10.05	18/10/23	24/10/18	36 m	2.601	0.6	29.0	1.25	14/10/20	116.000	9.72	13.44	13.89				9.90	14.48	12.16	1.39	2.12	0.06	2.69
TRT200324T13	5.2	20/03/24	02/04/14	41 m	7.586	0.5	47.4	1.39	14/10/20	92.000	0.63	13.38	13.83	1	17		10.20	14.73	12.49	0.96	2.75	0.10	2.56
TRT240724T15	4.5	24/07/24	06/08/14	46 m	19.469	26.0	291.4	1.41	22/10/20	87.300	2.13	13.39	13.84	32	10	256	10.02	14.62	12.46	0.98	2.95	0.11	2.65
TRT120325T12	4	12/03/25	25/03/15	53 m	18.868	24.4	122.4	1.19	22/10/20	83.400	0.81	13.07	13.50	-4	-22	191	10.61	14.84	12.64	0.73	3.45	0.15	2.92
TRT011025T16	6.3	01/10/25	07/10/20	60 m	3.748	2.5	120.7	0.16	21/10/20	98.750	0.52	12.95	13.37	-10	-19		12.99	13.74	13.46	-0.55	3.55	0.16	3.55
TRT110226T13	5.3	11/02/26	24/02/16	65 m	24.876	508.0	1,611.6	0.89	22/10/20	90.100	1.89	13.24	13.68	51	7	179	11.08	14.59	13.00	0.76	3.78	0.19	3.50
TRT240227T17	5.5	24/02/27	08/03/17	77 m	16.108	1.8	24.1	0.90	21/10/20	90.100	1.51	13.35	13.80	44	12	159	11.58	14.89	13.16	0.71	4.28	0.24	4.03
TRT110827T16	5.25	11/08/27	23/08/17	83 m	18.789	165.3	629.4	0.85	22/10/20	87.300	1.88	13.39	13.84	52	9	161	11.62	14.84	13.25	0.70	4.47	0.27	4.03
TRT080328T15	6.2	08/03/28	21/03/18	90 m	10.587	1.5	44.0	0.87	21/10/20	95.500	1.23	13.37	13.82	45	8		11.61	14.82	13.24	0.67	4.62	0.29	4.60

Değişken Faizli Tahviller																						
TRT111120T18	5.03	11/11/20	20/11/13	1 m	14.612	24.0	54.2	1.03	20/10/20	99.975	4.45						9.41	11.87	10.33	0.09	0.00	0.06
TRT190521T17	4.89	19/05/21	28/05/14	7 m	12.869	1.0	9.4	1.11	30/09/20	99.500	3.60						9.22	11.86	10.55	0.19	0.00	0.13
TRT200422T14	5.65	20/04/22	29/04/15	18 m	12.604	39.5	107.1		30/06/20	98.500	2.17									0.41	0.00	0.31
TRT050624T19	4.86	05/06/24	14/06/17	44 m	12.739	1.0	5.0		31/12/19	100.600	1.05									0.65	0.01	0.42
TRT020725T10	4.71	02/07/25	11/07/18	57 m	2.833	0.6	0.7		31/12/19	100.000	10.00									0.40	0.01	0.02
TRT060825T15	4.36	06/08/25	15/08/18	58 m	18.085	5.0	140.6		08/06/20	98.900	3.51									0.41	0.01	0.18
TRT041126T11	4.75	04/11/26	13/11/19	73 m	17.499	1.0	55.8		30/09/20	100.000	3.68									0.37	0.01	0.12
TRT050527T17	4.75	05/05/27	13/05/20	80 m	17.574	1.0	2.3		30/09/20	99.000	3.68									0.33	0.01	0.11

TÜFE'ye Endeksli Tahviller																							
TRT060121T16	1.5	06/01/21	19/01/11	3 m	7.509	1.3	15.3	1.63	30/09/20	101.200	0.70	-1.43	-1.42				-1.89	4.90	2.27	-2.26	0.26	0.00	0.35

Devlet İç Borçlanma Senetleri

İŞ YATIRIM



Rapor Terimleri

Tanım	Kpn%	Vade Tarihi ↑	İhraç Tarihi	Vadeye kalan (ay/yıl)	İhraç (mn TL)	Hacim (mnTL)			Son İşlem Tarihi	Son Temiz Fiyat	Birikmiş Faiz	Basit Faiz (%)	Bileşik Faiz (%)	Faiz Değ.(Δbp)			3ay Bant				Dur.	Konv.	PVBP * 100
						1G	1H	3A St.dev						1G	1H	3A	Min(%)	Mak(%)	Ort(%)	Z-skor			
TRT210721T11	1.5	21/07/21	03/08/11	9 m	9.304	12.7	484.4	1.17	06/10/20	102.000	0.63	0.31	0.31	-14	6	-0.92	3.39	1.04	-0.62	0.74	0.01	0.97	
TRT230222T13	1.5	23/02/22	07/03/12	16 m	9.800	32.2	41.5	0.96	01/10/20	101.750	0.30	1.72	1.73	10		-0.01	4.76	2.80	-1.11	1.52	0.04	1.62	
TRT261022T10	1.0	26/10/22	07/11/12	24 m	10.355	0.0	29.9	0.83	30/09/20	101.150	0.85	1.43	1.44	-37		0.43	4.55	2.83	-1.67	2.06	0.06	2.37	
TRT030523T13	0.5	03/05/23	15/05/13	31 m	15.328	2.1	26.6	0.81	30/09/20	98.000	0.41	1.79	1.80	-27		0.65	4.36	2.53	-0.91	2.54	0.09	2.67	
TRT020823T11	1.5	02/08/23	14/08/13	34 m	8.477	1.1	15.5	0.70	20/08/20	103.000	0.13	1.92	1.93	14		1.03	4.42	2.91	-1.40	2.86	0.11	3.06	
TRT081123T10	1.4	08/11/23	20/11/13	37 m	8.497	2.2	33.8	0.71	30/09/20	102.700	1.08	1.90	1.91	33		1.28	4.24	3.02	-1.57	2.90	0.11	3.25	
TRT100124T17	2.1	10/01/24	16/01/19	39 m	13.041	0.6	8.1	0.86	30/06/20	109.300	1.94	1.49	1.50	-50		1.50	4.14	3.27	-2.07	3.26	0.14	2.06	
TRT080524T17	1.2	08/05/24	21/05/14	43 m	5.745	2.0	84.3	0.57	30/09/20	101.400	0.93	2.00	2.01			1.48	4.27	2.85	-1.48				
TRT050624T35	2.1	05/06/24	12/06/19	44 m	9.221	0.6	50.0	0.79	30/06/20	100.600	0.24	3.92	3.96	184		1.54	4.05	2.95	1.28				
TRT180924T11	1.0	18/09/24	01/10/14	48 m	8.054	1.0	11.1	0.68	30/09/20	99.252	0.04	2.20	2.21	7	45	1.51	4.44	2.97	-1.11				
TRT061124T11	1.6	06/11/24	13/11/19	49 m	7.137	0.0	13.4	0.53	06/10/20		1.29					1.56	3.28	2.67		3.72	0.18	2.21	
TRT290125T15	1.2	29/01/25	05/02/20	52 m	12.020	1.1	21.6	0.28	30/09/20	101.100	0.37	2.09	2.10	-1		1.61	2.52	2.10	0.01	3.93	0.19	2.22	
TRT160425T17	1.0	16/04/25	29/04/15	55 m	8.822	0.0	7.4	0.62	06/10/20		0.92					1.60	4.44	3.00		4.18	0.22	4.08	
TRT180625T13	0.8	18/06/25	24/06/20	57 m	10.939	0.0	17.1	0.32	30/09/20	97.000	0.41	2.17	2.18	-48	44	1.58	2.66	2.01	0.53	4.30	0.23	2.27	
TRT140126T11	1.4	14/01/26	27/01/16	64 m	11.401	0.0	16.5	0.45	27/08/20		0.27					1.70	4.23	2.91					
TRT070727T13	1.5	07/07/27	19/07/17	82 m	13.623	1.5	5.4	0.68	29/07/20	102.500	0.12	2.50	2.52	16		1.85	4.60	3.49	-1.43				
TRT120128T11	1.5	12/01/28	24/01/18	88 m	7.585	0.8	4.8	0.99	30/06/20	107.100	1.28	1.89	1.90	-131		1.90	5.93	3.67	-1.79				
TRT280628T18		28/06/28	11/07/18		17.559	7.2	22.2	0.68	02/10/20	105.000		2.58	2.60	-1		1.94	4.21	3.08	-0.71				
TRT080530T19																							

Kamu Kira Sertifikası

TRD281020T26	3.8	28/10/20	29/04/20	0 m	5.705	0.0	2.8	2.43	22/10/20		3.72					7.11	14.37	9.42		0.01	0.00	0.01
TRD111120T16	3.8	11/11/20	13/05/20	1 m	5.354	1.0	12.5	1.90	22/10/20	99.700	3.43	12.76	13.56	48		6.97	13.56	9.26	2.27	0.05	0.00	0.05
TRD181120T19	9.0	18/11/20	21/11/18	1 m	3.241	0.1	1.7	1.91	21/10/20	100.600	7.62	9.36	9.78		-269	138	7.21	13.40	9.55	0.12	0.07	0.00
TRD100221T17	8.8	10/02/21	13/02/19	4 m	1.479	1.8	7.8	2.06	22/10/20	101.570	3.48	11.89	12.39	38	-8	372	7.07	13.82	10.30	1.01	0.28	0.00
TRD160621T17	10.6	16/06/21	19/06/19	8 m	1.606	0.0	2.6	2.13	22/10/20		7.42					7.77	13.53	10.37		0.57	0.01	0.64
TRD140721T18	4.7	14/07/21	20/07/16	9 m	0.908	0.5	7.8	1.61	22/10/20	98.200	2.58	12.01	12.37			7.80	13.55	10.17	1.37	0.66	0.01	0.67
TRD180821T13	7.4	18/08/21	21/08/19	10 m	0.847	0.1	1.3	1.64	20/10/20	101.350	2.56	12.96	13.38		2	8.21	13.48	11.10	1.39	0.74	0.01	0.78
TRD151221T10	5.8	15/12/21	18/12/19	14 m	1.948	0.0	7.5	2.18	21/10/20		4.01					7.91	13.33	10.08		1.00	0.02	1.03
TRD260122T19	4.9	26/01/22	29/01/20	15 m	2.926	0.8	5.2	2.15	22/10/20	96.390	2.31	12.91	13.33	7		7.95	13.37	9.93	1.58	1.12	0.02	1.11
TRD090222T19	4.9	09/02/22	12/02/20	16 m	2.205	0.1	16.4	2.00	22/10/20	96.160	1.94	13.04	13.47	2	2	7.90	13.48	10.34	1.57	1.15	0.02	1.13
TRD230322T10	5.3	23/03/22	25/03/20	17 m	0.600	0.0	10.1	2.07	15/10/20		0.67					8.36	13.35	10.53		1.27	0.02	1.25

Özel Sektör Tahvilleri (TL)

İŞ YATIRIM



[Rapor Terimleri](#)

Kodu	Enstrüman	Kpn	Vade †	İhraç T.	Kpn Sıklık	Bir son. kupon t.	Toplam İhrac	Son İşlem Tarihi	Temiz Fiyat	Birikmiş Faiz	Getiri (%)	FaizΔ Son İki İşgünü			Fiyat Değ.			Hacim Ort.		Dur.	Konv.	PVBP * 100
												1G(Δ)	1H(Δ)	3A(Δ)	1G(Δ)	1H(Δ)	3A(Δ)	1H	3A			
TRFNURLK2028	Nurol Yatırım Bankası		06/11/20	22/07/20			50.00	25/09/20										0.07	0.01	0.10	0.001	0.10
TRFFNBKK2018	Qnb Finansbank A.Ş.		06/11/20	24/07/20			31.41	20/10/20										1.39	0.11	0.04	0.000	0.04
TRFDZBKK2024	Denizbank A.Ş.		06/11/20	28/07/20			8.00															
TRFTHALK2044	Türkiye Halk Bankası		06/11/20	28/08/20			670.00	15/10/20	99.254		13.23	-116		0.134				1.28	0.10			
TRFTHALK2010	Türkiye Halk Bankası		06/11/20	23/07/20			155.00		99.120		14.39							0.14	0.01			
TRFDZBKK2040	Denizbank A.Ş.		06/11/20	14/08/20			10.00															
TRFLDFKK2018	Lider Faktoring A.Ş.		06/11/20	24/07/20			17.00	16/10/20	99.258		13.83							0.53	0.04	0.05	0.000	0.05
TRFFINFK2026	Qnb Finans Faktoring		09/11/20	03/09/20			59.46	07/09/20	97.847		13.44							0.68	0.05			
TRFFFKRK2010	Qnb Finans Finansal		10/11/20	12/08/20			37.70															
TRFLDFKK2026	Lider Faktoring A.Ş.		10/11/20	07/09/20			22.00	22/10/20	99.354		13.27	-47		1.241				0.01	0.00	0.05	0.000	0.05
TRFDZBKK2032	Denizbank A.Ş.		11/11/20	12/08/20			10.00		97.954		13.17							0.17	0.01			
TRFYTFMK2013	Yatırım Finansman Me		11/11/20	23/07/20			116.00		99.229		14.39							0.17	0.01			
TRFSKMDK2012	Şeker Yatırım Menkul		11/11/20	07/08/20			5.85															
TRFSKMDK2046	Şeker Yatırım Menkul		11/11/20	02/10/20			13.37															
TRFSKMDK2020	Şeker Yatırım Menkul		11/11/20	18/08/20			2.95															
TRFDEVK2010	Devir Faktoring		12/11/20	14/08/20			11.07															
TRFYKBBK2018	Yapı Ve Kredi Bankas		13/11/20	08/09/20			272.00															
TRFSKFKK2053	Şeker Finansal Kiralar		13/11/20	09/09/20			21.00	11/09/20	97.764		14							0.00	0.00			
TRFSKFKK2046	Şeker Finansal Kiralar		13/11/20	29/07/20			16.27															
TRFDZFKK2012	Deniz Faktoring A.Ş.		13/11/20	29/07/20			28.00	21/08/20	98.137		8.52							0.28	0.02			
TRFDZFKK2020	Deniz Faktoring A.Ş.		13/11/20	19/08/20			18.40															
TRFDNFKK2016	Deniz Finansal Kiralar		13/11/20	19/08/20			20.30															
TRFMCBFBK2019	Mercedes-Benz Finan		16/11/20	20/05/20			75.00	15/10/20										0.84	0.07	0.08	0.000	0.08
TRFTCMDK2011	Tacirler Yatırım Menk		18/11/20	09/09/20			60.00	20/10/20										0.00	0.00	0.07	0.000	0.08
TRFSKFHK2017	Şeker Faktoring Hizm		18/11/20	11/09/20			28.36															
TRFNURLK2036	Nurol Yatırım Bankası		18/11/20	19/08/20			100.00															
TRFEKOFK2014	Eko Faktoring A.Ş.		19/11/20	22/07/20			10.40	09/10/20										0.14	0.01	0.10	0.001	0.10
TRFAKDNK2029	Akdeniz Faktoring A.Ş		19/11/20	14/09/20			11.35															
TRFFNBKK2026	Qnb Finansbank A.Ş.		20/11/20	28/08/20			209.14	09/10/20										2.92	0.23			
TRFSKMDK2038	Şeker Yatırım Menkul		20/11/20	02/09/20			19.26															
TRFVKFBK2042	Türkiye Vakıflar Bank		20/11/20	10/07/20			262.77	04/09/20	97.431		13.13							2.05	0.16			
TRFDEVK2028	Devir Faktoring		20/11/20	17/09/20			6.20															
TRFPHCMK2011	Phillipcapital Menkul		24/11/20	25/08/20			50.50	14/10/20										2.79	0.25	0.10	0.001	0.11
TRFODEAK2026	Odea Bank A.Ş.		24/11/20	17/09/20			134.68															
TRFFFKRK2028	Qnb Finans Finansal		24/11/20	01/09/20			25.50	07/10/20										0.00	0.00			
TRFSKFKK2020	Şeker Finansal Kiralar		25/11/20	10/07/20			28.50	14/07/20	96.493		10.21							0.00	0.00			
TRFAKFTK2013	Ak Faktoring A.Ş.		25/11/20	23/07/20			18.00	14/10/20										0.05	0.02	0.11	0.001	0.11
TRFALNFK2018	Alternatif Bank A.Ş.		25/11/20	26/08/20			51.50															
TRFNURLK2010	Nurol Yatırım Bankası		26/11/20	28/11/19			50.00	19/08/20	96.468		14.18	408		0.141				1.69	0.13	0.25	0.002	0.25
TRFISFAK2018	İş Faktoring A.Ş.		26/11/20	28/08/20			330.80	07/10/20										0.28	0.02			
TRFYAKFK2016	Yapı Kredi Faktoring A		27/11/20	07/09/20			100.00	08/10/20										0.00	0.00			
TRFFNBKK2034	Qnb Finansbank A.Ş.		27/11/20	04/09/20			381.77	18/09/20	97.641		13.26	0		0				0.70	0.05			
TRFOYMDK2010	Oyak Yatırım Menkul		27/11/20	28/07/20			66.00	08/09/20										0.00	0.00			
TRFTHALK2051	Türkiye Halk Bankası		27/11/20	18/09/20			616.00	30/09/20										0.00	0.00			
TRFODEAK2042	Odea Bank A.Ş.		30/11/20	01/10/20			77.14															
TRFAKYMK2025	Ak Yatırım Menkul De		30/11/20	28/09/20			182.32	02/10/20										0.00	0.00			
TRFSUVYA2016	Sümer Varlık Yönetimi		01/12/20	05/06/20			13.70	16/10/20	98.388		13.76	178		1.59				0.01	0.00	0.11	0.001	0.11
TRFSUMFA2010	Sümer Faktoring A.Ş.		01/12/20	05/06/20			14.71															
TRFAKDNA2013	Akdeniz Faktoring A.Ş		02/12/20	01/10/20			9.00															
TRFSKMDA2014	Şeker Yatırım Menkul		02/12/20	16/09/20			5.90															
TRFSKMDA2022	Şeker Yatırım Menkul		02/12/20	24/09/20			7.18															
TRFTPFCA2018	Creditwest Faktoring		02/12/20	21/09/20			11.55	22/10/20										0.00	0.00			
TRFTAMFA2013	Tam Faktoring A.Ş.		03/12/20	03/07/20			41.60	09/10/20										0.03	0.00	0.13	0.001	0.14
TRFNURLA2012	Nurol Yatırım Bankası		03/12/20	12/08/20			50.00															
TRFDZBKA2018	Denizbank A.Ş.		04/12/20	03/06/20			105.00	01/09/20	97.204		13.12							2.13	0.17	0.24	0.002	0.24
TRFDZBKA2091	Denizbank A.Ş.		04/12/20	25/09/20			51.00	30/09/20	97.763		13.55							0.96	0.07			
TRFAKBKA2026	Akbank T.A.Ş.		04/12/20	03/06/20			1,750.00	09/10/20	98.434		14.33	56	549	0.011	1.495	4.00	3.56	0.14	0.001	0.14		
TRFSUMFA2028	Sümer Faktoring A.Ş.		04/12/20	08/09/20			4.13															
TRFSKFA2022	Şeker Finansal Kiralar		04/12/20	18/09/20			20.00	22/09/20	97.324		14.53							0.00	0.00			
TRFFNBKA2028	Qnb Finansbank A.Ş.		04/12/20	11/09/20			277.30	16/10/20	98.318		13.46							0.70	0.05			
TRFLDFKA2010	Lider Faktoring A.Ş.		04/12/20	09/09/20			12.00															
TRFVKFBA2077	Türkiye Vakıflar Bank		04/12/20	18/09/20			416.91	20/10/20										0.98	0.08	0.11	0.001	0.12
TRFVKFBA2069	Türkiye Vakıflar Bank		04/12/20	11/09/20			209.00	20/10/20										2.79	0.22	0.11	0.001	0.12

Özel Sektör Tahvilleri (TL)

İŞ YATIRIM



Rapor Terimleri

Kodu	Enstrüman	Kpn	Vade ↑	İhraç T.	Kpn Sıklık	Bir son. kupon t.	Toplam İhrac	Son İşlem Tarihi	Temiz Fiyat	Birikmiş Faiz	Getiri (%)	Faiz Δ Son İki İşgünü			Fiyat Değ.			Hacim Ort.		Dur.	Konv.	PVBP * 100
												1G(Δ)	1H(Δ)	3A(Δ)	1G(Δ)	1H(Δ)	3A(Δ)	1H	3A			
TRFGRFK12117	Garanti Finansal Kiral		21/01/21	23/09/20			64.60	28/09/20										0.00	0.00			
TRFGRFA12118	Garanti Faktoring A.Ş.		22/01/21	29/07/20			144.89	12/10/20										0.14	0.01	0.27	0.002	0.26
TRFYKKB12114	Yapı Ve Kredi Bankas		22/01/21	22/06/20			504.83	19/08/20	96.494		8.71	-377		1.182				2.87	0.23			
TRFODEA12164	Odea Bank A.Ş.		25/01/21	13/07/20			87.94															
TRFODEA12180	Odea Bank A.Ş.		25/01/21	21/07/20			33.12															
TRFISFN12123	İş Finansal Kiralama A		27/01/21	08/10/20			175.00	16/10/20										0.00	0.00			
TRFNURL12128	Nurul Yatırım Bankası		28/01/21	25/09/20			50.00															
TRFYKKB12130	Yapı Ve Kredi Bankas		29/01/21	17/07/20			200.00	07/10/20	96.786		12.53							5.91	0.73	0.29	0.002	0.29
TRFTERA12114	Tera Menkul Değerler		29/01/21	04/08/20			40.00	21/09/20	96.230		11.39	1	1	0.139	0.195			8.50	0.87	0.33	0.003	0.33
TRFDKKT12110	Doruk Faktoring A.Ş.		29/01/21	12/08/20			30.00															
TRFAKYB12115	Aktif Yatırım Bankası /		29/01/21	31/01/20			189.18															
TRFAKBK22139	Akbank T.A.Ş.		02/02/21	17/06/20			553.01	22/10/20										0.14	0.75	0.26	0.002	0.26
TRFYKKB22139	Yapı Ve Kredi Bankas		05/02/21	24/07/20			45.30	20/08/20	94.736		12.39							0.08	0.01			
TRFGKYH22118	Gedik Yatırım Holding		08/02/21	10/08/20			19.87	13/10/20										0.00	0.00	0.30	0.002	0.30
TRFYKKB22113	Yapı Ve Kredi Bankas		12/02/21	23/06/20			150.00															
TRFDZBK22115	Denizbank A.Ş.		12/02/21	16/07/20			71.50	13/10/20										0.40	0.03	0.31	0.002	0.30
TRFTISB22136	Türkiye İş Bankası A.Ş		15/02/21	11/06/20			162.49															
TRFTISB22128	Türkiye İş Bankası A.Ş		15/02/21	14/05/20			220.04															
TRFTISB22144	Türkiye İş Bankası A.Ş		15/02/21	09/07/20			908.72															
TRFDZBK22149	Denizbank A.Ş.		16/02/21	17/08/20			250.00	08/09/20										0.00	0.00			
TRFDZBK22131	Denizbank A.Ş.		16/02/21	18/08/20			85.00															
TRFYKKB22121	Yapı Ve Kredi Bankas		19/02/21	03/07/20			155.05	15/09/20										1.09	0.08	0.41	0.004	0.40
TRFTEBK22140	Türk Ekonomi Bankas		26/02/21	02/07/20			246.75	16/09/20	95.318		11.34							0.61	0.50	0.42	0.004	0.41
TRFKORT32136	Korteks Mensucat Sar		03/03/21	27/08/20			29.00															
TRFKORT32128	Korteks Mensucat Sar		03/03/21	15/05/20			8.96	17/09/20										0.00	0.00	0.43	0.004	0.41
TRFDZBK32148	Denizbank A.Ş.		05/03/21	07/08/20			10.00	16/09/20	94.582		12.71	2		0.211				1.28	0.10	0.44	0.004	0.41
TRFMLPC32112	Mlp Sağlık Hizmetleri .		12/03/21	04/09/20			94.74											0.00	0.00			
TRFTISB32119	Türkiye İş Bankası A.Ş		15/03/21	13/08/20			512.85															
TRFAKYB32113	Aktif Yatırım Bankası /		17/03/21	18/03/20			300.00															
TRFMCBF32114	Mercedes-Benz Finan		19/03/21	22/09/20			60.00															
TRFNHOL32112	Nurul Holding A.Ş.	14.75	25/03/21	26/03/20	4	24/12/2020	250.00															
TRFZORN32129	Zorlu Enerji Elektrik Ü		26/03/21	18/09/20			62.09											0.00	0.00			
TRFZORN32111	Zorlu Enerji Elektrik Ü		26/03/21	11/06/20			31.54	21/08/20	92.316		14.39							0.00	0.00			
TRFTISB42118	Türkiye İş Bankası A.Ş		12/04/21	24/09/20			521.19															
TRFAKYB42112	Aktif Yatırım Bankası /		20/04/21	21/04/20			400.00															
TRFKCTF42119	Koç Finansman A.Ş.		21/04/21	25/06/20			75.00	17/08/20	92.800		12.25							0.27	0.02			
TRFZORN42110	Zorlu Enerji Elektrik Ü		22/04/21	30/09/20			19.30															
TRFKFTF52111	Koç Fiat Kredi Finansı		03/05/21	06/07/20			50.00	09/10/20	92.785		14.96	105		-0.263				1.26	0.10	0.52	0.005	0.48
TRFTISB52117	Türkiye İş Bankası A.Ş		03/05/21	08/10/20			453.44															
TRFHBC52115	Hsbc Bank A.Ş.		05/05/21	07/10/20			1,000.00	13/10/20										0.30	0.02			
TRFKORT52118	Korteks Mensucat Sar		07/05/21	10/08/20			26.95															
TRFAKYB52111	Aktif Yatırım Bankası /		26/05/21	27/05/20			148.85															
TRFNURL52116	Nurul Yatırım Bankası		26/05/21	27/05/20			50.00	01/09/20										0.00	0.00	0.70	0.008	0.64
TRFGKYH52115	Gedik Yatırım Holding		27/05/21	28/05/20			12.00	12/10/20										0.00	0.00			
TRFDZBK62111	Denizbank A.Ş.		10/06/21	11/06/20			400.00	06/10/20										1.86	0.14	0.64	0.007	0.60
TRFTHAL62115	Türkiye Halk Bankası .		10/06/21	15/06/20			328.00	06/10/20										0.00	0.00	0.63	0.007	0.56
TRFGLMD62116	Global Yatırım Holding		24/06/21	06/10/20			37.12	15/10/20	89.968		16.55							0.00	0.00	0.64	0.007	0.56
TRFAKYB72119	Aktif Yatırım Bankası /		06/07/21	07/07/20			399.90															
TRFGDKM72117	Gedik Yatırım Menkul		12/07/21	13/07/20			44.30	16/07/20										0.00	0.00			
TRFKCTF72116	Koç Finansman A.Ş.		27/07/21	28/07/20			50.00	15/10/20										0.00	0.00	0.74	0.009	0.67
TRFAKYB82118	Aktif Yatırım Bankası /		31/08/21	01/09/20			315.53															
TRFMCBFE2116	Mercedes-Benz Finan		04/10/21	05/10/20			100.00															
TRSYAKF12218	Yapı Kredi Faktoring A		05/01/22	09/07/20			90.00	14/08/20	83.422		13.88							0.48	0.04			

Özel Sektör Tahvilleri (TL)

İŞ YATIRIM



Rapor Terimleri

Kodu	Enstrüman	Kpn	Vade ↑	İhraç T.	Kpn Sıklık	Bir son. kupon t.	Toplam İhraç	Son İşlem Tarihi	Temiz Fiyat	Birikmiş Faiz	Getiri (%)	Faiz Δ Son İki İşgünü			Fiyat Değ.			Hacim Ort.		Dur.	Konv.	PVBP * 100
												1G(Δ)	1H(Δ)	3A(Δ)	1G(Δ)	1H(Δ)	3A(Δ)	1H	3A			
Kot İçi Finansman Bonoları (Kuponlu)																						
TRFDVYAE2013	Denge Varlık Yönetimi	12.40	23/10/20	25/10/19	4	23/10/2020	9.00	07/10/20		2.58								0.36	0.03			0.04
TRFZORNE2010	Zorlu Enerji Elektrik Ü.	21.50	23/10/20	31/10/19	4	23/10/2020	54.68	04/08/20	100.188	0.35				-0.028	-0.11		0.83	0.06				0.21
TRFTHALE2018	Türkiye Halk Bankası	10.02	23/10/20	08/11/19	12	23/10/2020	211.00	13/10/20	100.860				0.41				1.03	0.25				
TRFGRANE2027	Türkiye Garanti Banka		27/10/20	23/07/20	12	27/10/2020	711.75	21/10/20									0.46	0.05	0.02	0.000		
TRFTCZBE2016	T.C. Ziraat Bankası A.		27/10/20	27/08/20			500.00	16/10/20									0.00	0.00				
TRFBVYSE2015	Birikim Varlık Yönetim	14.50	27/10/20	13/05/20	12	27/10/2020	26.00	07/10/20	100.000	0.32	15.48						0.09	0.01	0.05	0.000	0.05	
TRFZORFK2012	Zorlu Faktoring A.Ş.	16.50	05/11/20	30/01/20	12	05/11/2020	31.00															
TRFTCZBK2018	T.C. Ziraat Bankası A.		06/11/20	10/09/20		06/11/2020	225.00	16/10/20									0.00	0.00	0.01	0.000		
TRFDZBKK2073	Denizbank A.Ş.	12.50	06/11/20	28/08/20	12	06/11/2020	17.00															
TRFERTTK2016	Ereğli Tekstil Turizm Ş	11.50	09/11/20	20/07/20	12	09/11/2020	41.00	14/10/20		0.09							0.00	0.00	0.06	0.000	0.07	
TRFDZBKK2081	Denizbank A.Ş.	12.50	11/11/20	02/09/20	12	11/11/2020	100.00	22/10/20		0.55							0.00	0.00	0.05	0.000	0.05	
TRFDZBKK2099	Denizbank A.Ş.	12.50	11/11/20	04/09/20	12	11/11/2020	195.00	22/10/20		0.55							0.00	0.00				
TRFTHALK2028	Türkiye Halk Bankası		13/11/20	14/08/20		13/11/2020	288.00															
TRFTHALK2036	Türkiye Halk Bankası	0.00	13/11/20	19/08/20		13/11/2020	146.00															
TRFHVTVK2010	Dünya Varlık Yönetim	14.18	13/11/20	15/11/19	4	13/11/2020	59.00	09/10/20	100.000	2.29			0				0.34	0.13				0.09
TRFVKFBK2059	Türkiye Vakıflar Banka		13/11/20	14/08/20		13/11/2020	621.12	13/10/20									0.00	0.00	0.02	0.000		
TRFKORTK2021	Korteks Mensucat Sar	16.00	16/11/20	05/05/20	12	16/11/2020	49.10	18/09/20		0.61							0.00	0.00	0.14	0.001	0.15	
TRFKORTK2013	Korteks Mensucat Sar	16.00	16/11/20	26/12/19	12	04/11/2020	38.11	29/09/20	100.000	1.14			0				0.25	0.04				0.01
TRFTPFCK2016	Creditwest Faktoring	16.15	16/11/20	17/02/20	4	16/11/2020	19.50	22/10/20	100.000	2.96			0				0.15	0.02				0.07
TRFDZBKK2057	Denizbank A.Ş.		20/11/20	21/08/20			65.00	26/08/20	100.154								4.29	0.33				
TRFDZBKK2065	Denizbank A.Ş.		20/11/20	26/08/20			110.00															
TRFGLMCK2016	Global Menkul Değerli	13.50	26/11/20	24/08/20		26/11/2020	18.62															
TRFGRANA2021	Türkiye Garanti Banka	8.25	04/12/20	04/06/20	12	04/11/2020	20.77															
TRFMLPCA2017	Mlp Sağlık Hizmetleri	17.10	04/12/20	20/12/19	12	18/11/2020	150.00	07/10/20	100.500	0.94							0.14	0.05				0.03
TRFYKBKA2010	Yapı Ve Kredi Bankas		08/12/20	04/08/20	12	06/11/2020	860.43	06/10/20	100.000								0.49	0.04	0.02	0.000		
TRFERTTA2018	Ereğli Tekstil Turizm Ş	12.00	14/12/20	01/06/20	12	16/11/2020	45.00															
TRFNHOLA2012	Nurol Holding A.Ş.	15.75	16/12/20	18/12/19	4	16/12/2020	30.00	16/10/20		1.43							0.00	0.01	0.15	0.001	0.16	
TRFZORNA2014	Zorlu Enerji Elektrik Ü.	16.50	16/12/20	17/04/20	12	23/11/2020	9.83	21/04/20		0.23							0.00	0.00				
TRFATFKA2015	Atılım Faktoring A.Ş.	10.00	17/12/20	24/06/20		17/12/2020	10.00															
TRFYKBKA2036	Yapı Ve Kredi Bankas		23/12/20	14/08/20	12	20/11/2020	231.00											0.00	0.00			
TRFGRANA2047	Türkiye Garanti Banka		24/12/20	26/08/20	12	14/11/2020	261.70	05/10/20	100.000									0.00	0.00			
TRFDZBKA2042	Denizbank A.Ş.	9.10	28/12/20	16/06/20	12	03/11/2020	102.00	24/09/20									2.01	0.16				
TRSERTTA2013	Ereğli Tekstil Turizm Ş	14.00	29/12/20	30/12/19		29/12/2020	50.00															
TRFATAYA2014	Ata Gayrimenkul Yatır	16.00	30/12/20	30/09/20		30/12/2020	50.00	22/10/20		1.01							0.04	0.00				
TRFZORF12119	Zorlu Faktoring A.Ş.	13.50	05/01/21	23/06/20	12	10/11/2020	35.00															
TRFYKBK12148	Yapı Ve Kredi Bankas		08/01/21	21/08/20	12	30/10/2020	72.00															
TRFODEA12123	Odea Bank A.Ş.	9.50	08/01/21	12/06/20	12	09/11/2020	131.20															
TRFSKBK12116	Şekerbank T.A.Ş.	9.75	11/01/21	29/06/20	12	16/11/2020	100.00	15/10/20	98.997	0.67	13.68	356		-0.803			2.13	0.58	0.22	0.002	0.23	
TRFERTT12114	Ereğli Tekstil Turizm Ş	16.50	11/01/21	21/09/20	12	16/11/2020	41.00	29/09/20									0.00	0.00				
TRFTHAL12110	Türkiye Halk Bankası		11/01/21	13/01/20	12	11/11/2020	151.00															
TRFAKBK121B7	Akbank T.A.Ş.	9.25	14/01/21	26/06/20	6	11/11/2020	461.00	09/09/20		0.20							0.00	0.00	0.32	0.003	0.33	
TRFODEA12131	Odea Bank A.Ş.	9.50	15/01/21	24/06/20	12	21/11/2020	60.29															
TRFKORT12112	Korteks Mensucat Sar	15.00	20/01/21	29/01/20	4	27/10/2020	91.37	12/10/20		3.12							0.00	0.01	0.04	0.000	0.04	
TRFGDKM12113	Gedik Yatırım Menkul	10.59	20/01/21	20/07/20	12	21/12/2020	48.61	13/10/20									0.00	0.00				
TRFAKBK12197	Akbank T.A.Ş.	9.25	21/01/21	19/06/20	6	22/12/2020	787.05	30/09/20		0.64							71.49	5.56	0.29	0.002	0.30	

Özel Sektör Tahvilleri (TL)

İŞ YATIRIM



[Rapor Terimleri](#)

Kodu	Enstrüman	Kpn	Vade †	İhraç T.	Kpn Sıklık	Bir son. kupon t.	Toplam İhrac	Son İşlem Tarihi	Temiz Fiyat	Birikmiş Faiz	Getiri (%)	Faiz Δ Son İki İşgünü			Fiyat Değ.			Hacim Ort.		Dur.	Konv.	PVBP * 100	
												1G(Δ)	1H(Δ)	3A(Δ)	1G(Δ)	1H(Δ)	3A(Δ)	1H	3A				
TRFTBAK12115	Türkish Bank A.Ş.	9.50	22/01/21	20/07/20		22/01/2021	11.00																
TRFSKBK12124	Şekerbank T.A.Ş.	0.00	25/01/21	13/07/20	12	02/11/2020	100.00	05/08/20	100.000	9.25	0			0			6.25	0.49					
TRFODEA12149	Odea Bank A.Ş.	9.40	25/01/21	29/06/20	12	27/10/2020	31.91																
TRFAKBK12155	Akbank T.A.Ş.	9.40	26/01/21	12/06/20	6	11/12/2020	362.63	14/08/20									16.14	1.25					
TRFBASR12138	Başer Faktoring A.Ş.	13.25	29/01/21	11/02/20	4	09/11/2020	5.00	12/06/20		5.10							0.00	0.00	0.42	0.004	0.51		
TRFODEA12156	Odea Bank A.Ş.	9.50	29/01/21	03/07/20	12	31/10/2020	115.37																
TRFZORF22118	Zorlu Faktoring A.Ş.	16.00	03/02/21	19/08/20	12	11/11/2020	20.00																
TRFBASR22111	Başer Faktoring A.Ş.	13.25	04/02/21	11/02/20	4	09/11/2020	5.00																
TRFODEA22114	Odea Bank A.Ş.	9.50	05/02/21	10/07/20	12	07/11/2020	58.88																
TRFZORN22112	Zorlu Enerji Elektrik Ü.	15.00	12/02/21	21/02/20	4	20/11/2020	102.42	12/10/20	99.000					-0.1		-1.1	0.75	0.07					
TRFODEA22122	Odea Bank A.Ş.	9.80	23/02/21	28/07/20	12	26/10/2020	50.42																
TRFTBAK22114	Türkish Bank A.Ş.	12.00	23/02/21	20/08/20	12	20/11/2020	2.00																
TRFGRAN32128	Türkiye Garanti Banka		01/03/21	31/08/20	12	28/10/2020	171.00	07/10/20									0.00	0.00					
TRFKORT32110	Korteks Mensucat Sar	15.00	03/03/21	23/03/20	4	21/12/2020	3.57																
TRFZORF32117	Zorlu Faktoring A.Ş.	14.00	03/03/21	04/03/20	12	11/11/2020	33.00																
TRFTEBK32115	Türk Ekonomi Bankas	9.43	05/03/21	05/06/20	4	04/12/2020	2,794.75	13/10/20	98.380	1.03	14.71	-15		0.06			6.88	1.62	0.37	0.003	0.38		
TRFBVYS32112	Birikim Varlık Yönetim	14.00	10/03/21	11/03/20	12	18/11/2020	26.50	25/06/20		0.88							0.00	0.00					
TRFTEBK32123	Türk Ekonomi Bankas	9.43	12/03/21	12/06/20	4	11/12/2020	567.82	12/08/20	98.370	14.07	0			0.01			2.14	0.17					
TRFTEBK32156	Türk Ekonomi Bankas	10.80	12/03/21	14/08/20	12	12/11/2020	4.86																
TRFDZBK32114	Denizbank A.Ş.		12/03/21	17/06/20			110.00																
TRFDZBK32122	Denizbank A.Ş.		19/03/21	22/07/20			51.00	14/10/20									2.22	0.17					
TRFDZBK32130	Denizbank A.Ş.	0.00	19/03/21	24/07/20	12	04/11/2020	76.00	25/09/20									0.37	0.03	0.47	0.005	0.47		
TRFTEBK32131	Türk Ekonomi Bankas	9.43	19/03/21	19/06/20	4	18/12/2020	401.04	25/09/20		0.26							0.00	0.00	0.44	0.004	0.46		
TRFDZY032118	Deniz Gayrimenkul Ya		22/03/21	23/03/20		22/03/2021	41.85																
TRFTEBK42122	Türk Ekonomi Bankas	9.60	15/04/21	10/07/20	12	11/11/2020	77.37																
TRFTEBK42114	Türk Ekonomi Bankas	9.60	22/04/21	26/06/20	12	26/10/2020	266.18	16/09/20		0.60							2.26	0.18	0.54	0.006	0.57		
TRFTEBK42130	Türk Ekonomi Bankas	9.60	22/04/21	17/07/20	12	18/11/2020	142.23																
TRFSUVY52110	Sümer Varlık Yönetimi		05/05/21	26/08/20	4	18/11/2020	12.00																
TRFBOVY52119	Boğaziçi Varlık Yöneti	13.52	07/05/21	08/05/20	4	06/11/2020	30.00	21/10/20		2.82							0.02	0.00					
TRFZORN62126	Zorlu Enerji Elektrik Ü.	14.75	03/06/21	17/07/20	6	16/11/2020	47.24																
TRFZORN62118	Zorlu Enerji Elektrik Ü.	14.50	03/06/21	11/06/20	4	09/12/2020	40.87	12/10/20									0.15	0.01	0.22	0.009			
TRFSUVY62119	Sümer Varlık Yönetimi	16.50	04/06/21	05/06/20	4	04/12/2020	34.69																
TRFTEBK62112	Türk Ekonomi Bankas	9.43	07/06/21	12/06/20	12	09/11/2020	309.43	15/10/20		0.11							1.00	0.12	0.59	0.006	0.69		
TRFHVT62114	Dünya Varlık Yönetim		25/06/21	26/06/20	4	25/12/2020	40.00	25/09/20	100.000					-1.693			0.42	0.03					
TRFATFK92118	Atılım Faktoring A.Ş.	13.67	01/09/21	03/09/20	4	03/12/2020	10.00																
TRFTHAL92112	Türkiye Halk Bankası	0.00	10/09/21	11/09/20	4	11/12/2020	252.00																
TRFDVYS92112	Dünya Varlık Yönetim		20/09/21	21/09/20	4	21/12/2020	29.00	22/10/20	101.444								0.12	0.01					0.17
TRFZORN92115	Zorlu Enerji Elektrik Ü.		23/09/21	30/09/20	4	30/12/2020	9.85																
TRFATFK92126	Atılım Faktoring A.Ş.	13.94	28/09/21	30/09/20	4	30/12/2020	15.00																

Özel Sektör Tahvilleri

Özel Sektör Tahvilleri (Kot içi)

TRSAKYBE2039	Aktif Yatırım Bankası /		23/10/20	26/10/18			399.35	19/12/19									0.02	0.00					
TRSORFNE2019	Orfin Finansman A.Ş.	13.45	30/10/20	27/10/17	4	30/10/2020	150.00	21/09/20		2.21							0.06	0.44	0.10	0.000	0.10		

Özel Sektör Tahvilleri (TL)

İŞ YATIRIM

Rapor Terimleri

Kodu	Enstrüman	Kpn	Vade ↑	İhraç T.	Kpn Sıklık	Bir son. kupon t.	Toplam İhrac	Son İşlem Tarihi	Temiz Fiyat	Birikmiş Faiz	Getiri (%)	Faiz Δ Son İki İşgünü			Fiyat Değ.			Hacim Ort.		Dur.	Konv.	PVBP * 100
												1G(Δ)	1H(Δ)	3A(Δ)	1G(Δ)	1H(Δ)	3A(Δ)	1H	3A			
TRISISGYK2014	İş Gayrimenkul Yatırım		13/11/20	23/10/19			50.00	13/10/20	98.833		14.82	107		0.651		0.17	0.15	0.08	0.000	0.08		
TRSTISBK2016	Türkiye İş Bankası A.Ş.		16/11/20	14/11/19			348.10	16/04/20	97.398		12.29				0.70	0.11	0.55	0.006	0.51			
TRSKORTK2034	Korteks Mensucat Sar	18.50	16/11/20	14/11/19	12	26/10/2020	26.48	25/09/20	100.000	0.20	20.17	114		-0.5	0.10	0.01	0.12	0.001	0.13			
TRSKORTK2018	Korteks Mensucat Sar	32.00	16/11/20	20/05/19	2	16/11/2020	8.18	18/06/20		2.81					0.00	0.00			0.27			
TRSKORTK2026	Korteks Mensucat Sar	32.00	16/11/20	01/07/19	2	16/11/2020	2.10															
TRSHZRFK2016	Huzur Faktoring A.Ş.	18.00	23/11/20	22/11/19	12	02/11/2020	4.32															
TRISISGYA2016	İş Gayrimenkul Yatırım		11/12/20	03/12/19			68.80	13/10/20	97.803		14.74	106		0.573	0.87	0.17	0.15	0.001	0.15			
TRSZORNA2019	Zorlu Enerji Elektrik Ü	9.80	16/12/20	31/05/19		16/12/2020	5.65															
TRSZORNA2027	Zorlu Enerji Elektrik Ü		16/12/20	14/06/19	2	16/12/2020	1.80	21/08/19							0.00	0.00						
TRSZORNA2035	Zorlu Enerji Elektrik Ü	18.50	16/12/20	05/12/19	12	16/11/2020	24.04	07/01/20	100.500		19.2				0.16	0.01						
TRSHKTA2014	Hektaş Ticaret A.Ş.	15.10	18/12/20	21/12/18	4	18/12/2020	38.00	21/10/20		1.41					0.01	0.02						
TRSFNBK12110	Qnb Finansbank A.Ş.		08/01/21	03/01/20	4	08/01/2021	99.04	17/09/20							8.58	0.67						
TRSBOLU12115	Oyak Çimento Fabrika	15.74	11/01/21	14/01/19	4	11/01/2021	50.00	21/10/20		0.39					0.00	0.05						
TRSKORT12115	Korteks Mensucat Sar	30.00	20/01/21	26/07/19	4	20/01/2021	9.32	02/08/19	104.000					-2	0.10	0.01						
TRSZORN12116	Zorlu Enerji Elektrik Ü	30.00	20/01/21	24/07/19	4	20/01/2021	24.31	15/10/20	104.000	7.07				-1	0.15	0.02			0.02			
TRSZORN12124	Zorlu Enerji Elektrik Ü	21.00	20/01/21	20/09/19	4	18/12/2020	12.18	09/07/20	100.000	1.21					0.16	0.01			0.19			
TRSTPRS12115	Tüpraş-Türkiye Petrol	9.15	22/01/21	25/01/19	4	22/01/2021	250.00	01/10/20	99.505					-0.005	1.05	0.40	0.07	0.000	0.06			
TRISISGY12113	İş Gayrimenkul Yatırım	10.63	25/01/21	28/01/19	4	26/10/2020	100.00	07/10/20	100.000	2.13				0	0	0.13	0.08		0.05			
TRSAKYB12118	Aktif Yatırım Bankası /		29/01/21	01/02/19			300.00															
TRSAKBK12117	Akbank T.A.Ş.		29/01/21	09/10/19			150.00	16/10/20	95.792		16.12				0.00	0.07	0.26	0.002	0.26			
TRSTPRS22114	Tüpraş-Türkiye Petrol	9.15	05/02/21	08/02/19	4	06/11/2020	400.00	20/10/20	99.990	1.88				0.04	0.30	0.39	0.04	0.000	0.04			
TRSAKCL22117	Arçelik A.Ş.	11.43	12/02/21	15/02/19	4	13/11/2020	500.00	15/10/20		1.97					0.12	0.27	0.12	0.000	0.08			
TRNOPAS22111	Opet Petrolcülük A.Ş.	14.88	18/02/21	22/02/18	4	19/11/2020	75.00	16/04/20	100.000	2.02					0.44	0.13	0.09	0.000	0.09			
TRNOPAS22129	Opet Petrolcülük A.Ş.	13.31	19/02/21	22/02/19	4	23/11/2020	250.00	15/10/20		2.01					0.09	0.27			0.10			
TRSENJRJ22110	Enerjisa Enerji A.Ş.	4.75	23/02/21	02/03/17	2	23/02/2021	405.00	15/10/20		0.68					0.00	0.37	0.34	0.002	0.28			
TRSMGTI22115	Migros Ticaret A.Ş.	15.05	24/02/21	27/02/19	4	25/11/2020	200.00	06/10/20		1.73					0.02	0.16	0.15	0.000	0.14			
TRSKORT32113	Korteks Mensucat Sar	25.00	03/03/21	29/08/19	4	26/11/2020	5.32	23/09/19	103.500					3.5	0.06	0.00						
TRSHKTA32123	Hektaş Ticaret A.Ş.	13.74	10/03/21	13/03/19	4	01/12/2020	57.00	12/10/20		1.28					0.00	0.02	0.22	0.001	0.13			
TRSYKKBK32115	Yapı Ve Kredi Bankas		11/03/21	13/02/20	4	03/12/2020	286.45	08/09/20							2.34	0.24						
TRSKOTK032110	Otokoç Otomotiv Tic V	13.50	15/03/21	18/03/19	4	14/12/2020	300.00	15/10/20	100.000	1.18					0.09	0.04	0.17	0.001	0.16			
TRSCMSA32112	Çimsa Çimento Sanay	13.60	18/03/21	21/03/19	4	17/12/2020	150.00	13/10/20		1.01					0.00	0.23	0.21	0.001	0.17			
TRISISGY32111	İş Gayrimenkul Yatırım	15.48	23/03/21	27/03/18	4	22/12/2020	100.00	02/09/20		2.23					0.54	0.15	0.00	0.002	0.05			
TRSTBTF32116	Teb Finansman A.Ş.	13.73	26/03/21	27/09/19	4	25/12/2020	53.10	13/10/20		0.71					0.65	0.13	0.17	0.002	0.19			
TRSGMD42111	Global Yatırım Holding	14.74	06/04/21	10/01/20	4	06/04/2021	125.38	16/10/20	98.500					0	0.06	0.89						
TRSAKBK42114	Akbank T.A.Ş.		08/04/21	18/12/19			503.94	05/10/20	94.259		13.45				0.73	0.06	0.47	0.004	0.45			
TRMMLPC42114	Mlp Sağlık Hizmetleri .		15/04/21	28/02/20	4	27/11/2020	14.70	16/10/20	103.210						0.15	0.01	0.01	0.000				
TRSDVA52119	Deva Holding A.Ş.	14.08	04/05/21	07/05/18	4	03/11/2020	65.00	29/09/20	100.000	2.20					0.51	0.20	0.09	0.003	0.09			
TRSKORT52111	Korteks Mensucat Sar	19.00	07/05/21	14/11/19	4	12/11/2020	11.24	15/10/20	100.000	3.33				0	0.06	0.02			0.08			
TRSERGL52117	Ereğli Demir Çelik Fat	12.65	28/05/21	31/05/19	4	27/11/2020	550.00	22/10/20		1.94					0.00	0.70	0.11	0.000	0.10			
TRSAKBK62112	Akbank T.A.Ş.		01/06/21	18/03/20			53.98	13/10/20	92.581		13.32	32		0.026	0.19	0.02	0.59	0.006	0.54			
TRSZORN62111	Zorlu Enerji Elektrik Ü	19.00	03/06/21	05/12/19	4	03/12/2020	14.60	19/10/20		2.45					0.05	0.00			0.12			
TRSZORN62129	Zorlu Enerji Elektrik Ü	12.86	03/06/21	11/03/20	4	09/12/2020	9.50	16/06/20							0.00	0.00	0.07	0.000				
TRSHYTV62117	Dünya Varlık Yönetim	16.99	09/06/21	13/06/18	4	09/12/2020	31.00	13/10/20	100.000	1.63				0	0.23	0.10	0.12	0.003	0.15			
TRSKFTF62113	Koç Fiat Kredi Finansı	-0.80	10/06/21	13/06/19	4	10/12/2020	90.00	15/10/20		-0.08					0.00	0.08	0.21	0.001	0.15			
TRSKCTF62110	Koç Finansman A.Ş.	13.40	14/06/21	17/06/19	4	14/12/2020	70.00	12/10/20		1.06					0.07	0.05	0.22	0.001	0.17			
TRSKALE62114	Kaleseramik	16.20	17/06/21	21/06/18	4	17/12/2020	50.00	12/08/20		1.90					0.27	0.05	0.06	0.006	0.10			
TRASLNL62118	Oyak Çimento Fabrika	13.45	18/06/21	21/06/19	4	18/12/2020	130.00	18/09/20	100.000	0.08					0.29	0.07			0.24			
TRSAYGZ62110	Aygaz A.Ş.	13.25	18/06/21	21/06/19	4	18/12/2020	90.00	21/04/20	100.000	0.91					0.07	0.06	0.15	0.000	0.15			
TRSYKKBK62112	Yapı Ve Kredi Bankas	9.25	18/06/21	17/06/20	4	16/12/2020	81.24	24/09/20							0.29	0.02						
TRSOEA62113	Odea Bank A.Ş.	9.75	21/06/21	19/06/20	12	16/11/2020	79.68															
TRSTATK62115	Tat Gıda Sanayi A.Ş.	13.51	23/06/21	26/06/19	4	23/12/2020	70.00	22/10/20		1.11					0.39	0.05	0.20	0.001	0.17			
TRSAKBK72111	Akbank T.A.Ş.		01/07/21	22/04/20			121.24	13/10/20	91.674		13.25	24		0.047	0.32	0.02	0.67	0.008	0.60			
TRSAKBK72129	Akbank T.A.Ş.		01/07/21	30/04/20			4.00															
TRSBOLU72119	Oyak Çimento Fabrika	13.92	05/07/21	08/07/19	4	04/01/2021	116.00	12/10/20							0.07	0.04	0.04	0.000	0.23			
TRSKORT72119	Korteks Mensucat Sar	13.19	09/07/21	15/05/20	4	12/11/2020	8.56															
TRSAKYB72146	Aktif Yatırım Bankası /	9.50	09/07/21	19/06/20	12	21/11/2020	75.00	15/10/20	100.444	0.62					0.34	0.03						
TRSTEBK72114	Türk Ekonomi Bankas	9.50	09/07/21	02/07/20	12	03/11/2020	29.77															
TRSSRTN72114	Sarten Ambalaj Sanay	16.14	09/07/21	12/07/19	4	08/01/2021	50.00	04/09/20		1.76					0.00	0.07	0.13	0.000	0.09			
TRSMGTI72110	Migros Ticaret A.Ş.	17.71	14/07/21	19/07/18	4	14/01/2021	75.00	31/08/20		1.50					0.09	0.01	0.15	0.000	0.12			
TRSDZBK72147	Denizbank A.Ş.	0.68	14/07/21	01/07/20	12		45.00															
TRSDZBK72121	Denizbank A.Ş.	9.25	14/07/21																			

Özel Sektör Tahvilleri (TL)

İŞ YATIRIM

Rapor Terimleri

Kodu	Enstrüman	Kpn	Vade ↑	İhraç T.	Kpn Sıklık	Bir son. kupon t.	Toplam İhrac	Son İşlem Tarihi	Temiz Fiyat	Birikmiş Faiz	Getiri (%)	Faiz Δ Son İki İşgünü			Fiyat Değ.			Hacim Ort.		Dur.	Konv.	PVBP * 100
												1G(Δ)	1H(Δ)	3A(Δ)	1G(Δ)	1H(Δ)	3A(Δ)	1H	3A			
TRSARCL72112	Arçelik A.Ş.	8.44	16/07/21	24/07/19	4	20/01/2021	500.00	21/10/20		0.02								0.01	0.35	-0.12	0.004	0.24
TRSVSTL72110	Vestel Elektronik San	14.00	16/07/21	09/07/20	4	11/01/2021	50.07	29/09/20		2.55								0.36	0.03			
TRSDOGH72112	Doğuş Holding A.Ş.	12.38	26/07/21	31/07/17	4	26/10/2020	350.00	22/10/20	60.000	2.99			0	-11				0.23	0.25	-0.39	0.002	0.00
TRSORFN72112	Orfin Finansman A.Ş.	9.50	27/07/21	17/07/20	4	15/01/2021	42.00	15/10/20										0.42	0.03	0.72	0.009	0.74
TRSTEBK72122	Türk Ekonomi Bankası	9.70	29/07/21	10/07/20	12	16/11/2020	20.47	15/10/20		0.05								0.00	0.00	0.71	0.009	0.74
TRSTEBK72130	Türk Ekonomi Bankası	9.70	29/07/21	17/07/20	12	10/11/2020	14.56															
TRSAKYB72153	Aktif Yatırım Bankası	10.25	30/07/21	10/07/20	12		100.00	01/10/20										0.03	0.00			
TRSTOTKO72116	Otokoç Otomotiv Tic V	9.52	30/07/21	02/08/19	4	30/10/2020	200.00	12/10/20		1.83								0.51	0.07	0.03	0.005	0.05
TRSAYGZ82118	Aygaz A.Ş.	9.47	04/08/21	07/08/19	4	04/11/2020	80.00	24/09/20		1.32								0.10	0.02	0.17	0.001	0.11
TRSAALNF82113	Alternatif Bank A.Ş.	10.25	26/08/21	29/08/19	4	26/11/2020	50.00	04/09/20										0.04	1.17			
TRSAIGY92113	Akiş Gayrimenkul Yatı	15.26	08/09/21	11/09/19	4	09/12/2020	100.00	03/09/20		2.56								0.00	0.03			
TRSMPC92119	Mip Sağlık Hizmetleri		09/09/21	04/09/20	4	04/12/2020	23.50	11/09/20										0.00	0.00			
TRSORFN92110	Orfin Finansman A.Ş.	16.50	10/09/21	07/09/18	4	04/12/2020	30.00	06/10/20		1.49								0.00	0.13			
TRSAKBK92119	Akbank T.A.Ş.		15/09/21	13/07/20			257.92	13/10/20	89.454		13.08	8		0.126				0.26	0.02	0.87	0.012	0.74
TRSZORN92118	Zorlu Enerji Elektrik Ü	17.50	23/09/21	18/09/20	4	18/12/2020	29.85	13/10/20		1.25								0.00	0.00			
TRSZORN92118	Zorlu Enerji Elektrik Ü	17.50	23/09/21	18/09/20	4	18/12/2020	29.85	13/10/20		1.25								0.00	0.00			
TRSTBTFE2115	Teb Finansman A.Ş.	14.09	01/10/21	29/09/20	4	30/12/2020	34.93		100.010									0.72	0.06			
TRSKORTE2115	Korteks Mensucat Sar	15.50	07/10/21	10/08/20	4	09/11/2020	28.16															
TRSKORTE2123	Korteks Mensucat Sar	17.00	07/10/21	27/08/20	4	26/11/2020	25.47	14/09/20	100.000									0.02	0.00			
TRSENSEAE2114	Enerjisa Enerji A.Ş.	4.75	15/10/21	20/10/17	2	16/04/2021	100.00	26/08/20		1.72								0.01	0.05	1.24	0.025	0.84
TRSGLMDE2117	Global Yatırım Holding	18.50	27/10/21	06/10/20	4	05/01/2021	17.30															
TRSTHALK2114	Türkiye Halk Bankası		03/11/21	06/11/19	4	04/11/2020	605.00	30/06/20	102.550				0.05					2.54	0.20			
TRSAARENK2117	Arena Faktoring A.Ş.	16.22	05/11/21	08/11/19	4	06/11/2020	10.00	01/06/20	100.000	0.93			0					5.12	0.91			
TRUSAKK2119	Uşak Seramik Sanayii	15.29	10/11/21	14/11/19	12	11/11/2020	30.00	19/08/20	104.000	0.29			4					0.01	0.00			0.06
TRSZORNK2116	Zorlu Enerji Elektrik Ü	16.94	11/11/21	17/07/20	4	14/01/2021	42.73															
TRSDZBK2110	Denizbank A.Ş.	10.00	12/11/21	22/07/20	12	04/11/2020	35.00		97.239		13.28							4.88	0.38			
TRSAKFHK2111	Akfen Holding A.Ş.	13.69	17/11/21	20/11/19	4	18/11/2020	200.00	12/10/20		2.06								0.02	0.06	0.17	0.010	0.10
TRSAKBK2110	Akbank T.A.Ş.		24/11/21	29/09/20			68.97															
TRSKFTA2114	Koç Fiat Kredi Finansı	0.00	16/12/21	18/06/20	2	17/12/2020	85.00	12/10/20										0.19	0.01	1.17	0.020	1.15
TRSMGTIA2118	Migros Ticaret A.Ş.	14.84	20/12/21	23/12/19	4	21/12/2020	200.00	25/09/20	100.540	0.28			0.54					0.66	0.08	0.01	0.000	0.23
TRSNHOLA2116	Nurul Holding A.Ş.	33.00	20/12/21	24/12/18	4	21/12/2020	120.00															
TRSAARENA2127	Arena Faktoring A.Ş.	18.08	23/12/21	26/12/19	4	25/12/2020	25.00	31/03/20	100.000	0.26								0.93	0.07			0.23
TRSKCTFA2117	Koç Finansman A.Ş.	9.70	23/12/21	25/06/20	2	24/12/2020	65.00	15/09/20		2.21								0.03	0.00	1.14	0.019	1.17
TRSNHOLA2124	Nurul Holding A.Ş.	33.00	23/12/21	27/12/18	4	24/12/2020	180.00															
TRSORFN12217	Orfin Finansman A.Ş.	9.95	17/01/22	24/07/20	4	22/01/2021	74.00											0.00	0.00			
TRSDZBK12218	Denizbank A.Ş.		21/01/22	03/07/20			440.00	06/10/20										1.04	0.08	1.21	0.020	0.91
TRSDZBK12226	Denizbank A.Ş.		21/01/22	08/07/20			285.00	24/09/20										3.31	0.26			
TRSAKFH22212	Akfen Holding A.Ş.		04/02/22	07/02/20			150.00	15/10/20										0.00	0.07			
TRSTISB22212	Türkiye İş Bankası A.Ş		07/02/22	10/02/20			1,050.00	16/10/20	101.750									0.72	0.40			
TRSDZBK22217	Denizbank A.Ş.		25/02/22	10/07/20			5.00	28/07/20	85.625		10.32							0.37	0.03			
TRSKCTF32212	Koç Finansman A.Ş.		15/03/22	15/09/20			50.00															
TRSYDAT32212	Yda İnşaat Sanayi Ve		16/03/22	15/12/17			190.00	07/10/20		0.70								0.00	0.38	0.23	0.001	0.19
TRSAARENA42216	Arena Faktoring A.Ş.		08/04/22	10/04/20			17.00	16/06/20	100.000	3.15			0					1.77	0.14			
TRSEVA42219	Deva Holding A.Ş.		29/04/22	04/05/20			130.00	13/10/20										0.07	0.02			
TRSYAZI52216	Ag Anadolu Grubu Hol		11/05/22	13/05/20			175.00	15/10/20										0.04	0.02			
TRSDZBK52214	Denizbank A.Ş.		27/05/22	28/07/20			42.00	04/08/20	82.237		13	1	1	0.175	0.175			4.22	0.33			
TRSMGTI62210	Migros Ticaret A.Ş.		08/06/22	10/06/20			100.00	14/10/20										0.03	0.00			
TRSMGTI62228	Migros Ticaret A.Ş.		08/06/22	10/06/20			150.00	22/09/20										0.41	0.03			
TRSHYTV62216	Dünya Varlık Yönetim		24/06/22	26/06/20			25.00	23/07/20	79.411		12.75							0.16	0.01			
TRSNURL62225	Nurul Yatırım Bankası		27/06/22	25/06/20			50.00															
TRSVSTL72227	Vestel Elektronik San		07/07/22	09/07/20			50.38	07/10/20										0.00	0.00			
TRSKRSN72212	Karsan Otomotiv San		21/07/22	23/07/20			29.70	10/08/20	102.820				0					0.00	0.00			
TRSENSA72211	Enerjisa Enerji A.Ş.		26/07/22	01/08/17			335.00	29/07/20	102.870	0.03	3.53							0.84	0.56	1.98	0.056	1.47
TRSORFN82210	Orfin Finansman A.Ş.		02/08/22	24/07/20			75.00															
TRSNURL92222	Nurul Yatırım Bankası		13/09/22	11/09/20			50.00															
TRSNHOL92218	Nurul Holding A.Ş.		23/09/22	25/09/20			250.00															
TRSKRSNE2216	Karsan Otomotiv San		03/10/22	05/10/20			22.65	13/10/20	100.000									0.36	0.03			
TRSERYPK2216	Eryap Mühendislik İnş		17/11/22	21/11/19			125.00															
TRSERYPK2224	Eryap Mühendislik İnş		30/11/22	04/12/19			125.00															
TRSERYP12313	Eryap Mühendislik İnş		11/01/23	15/01/20			75.00															
TRSENSA32314	Enerjisa Enerji A.Ş.		30/03/23	05/04/18			162.00	15/10/20	10													

Özel Sektör Tahvilleri (TL)

İŞ YATIRIM



[Rapor Terimleri](#)

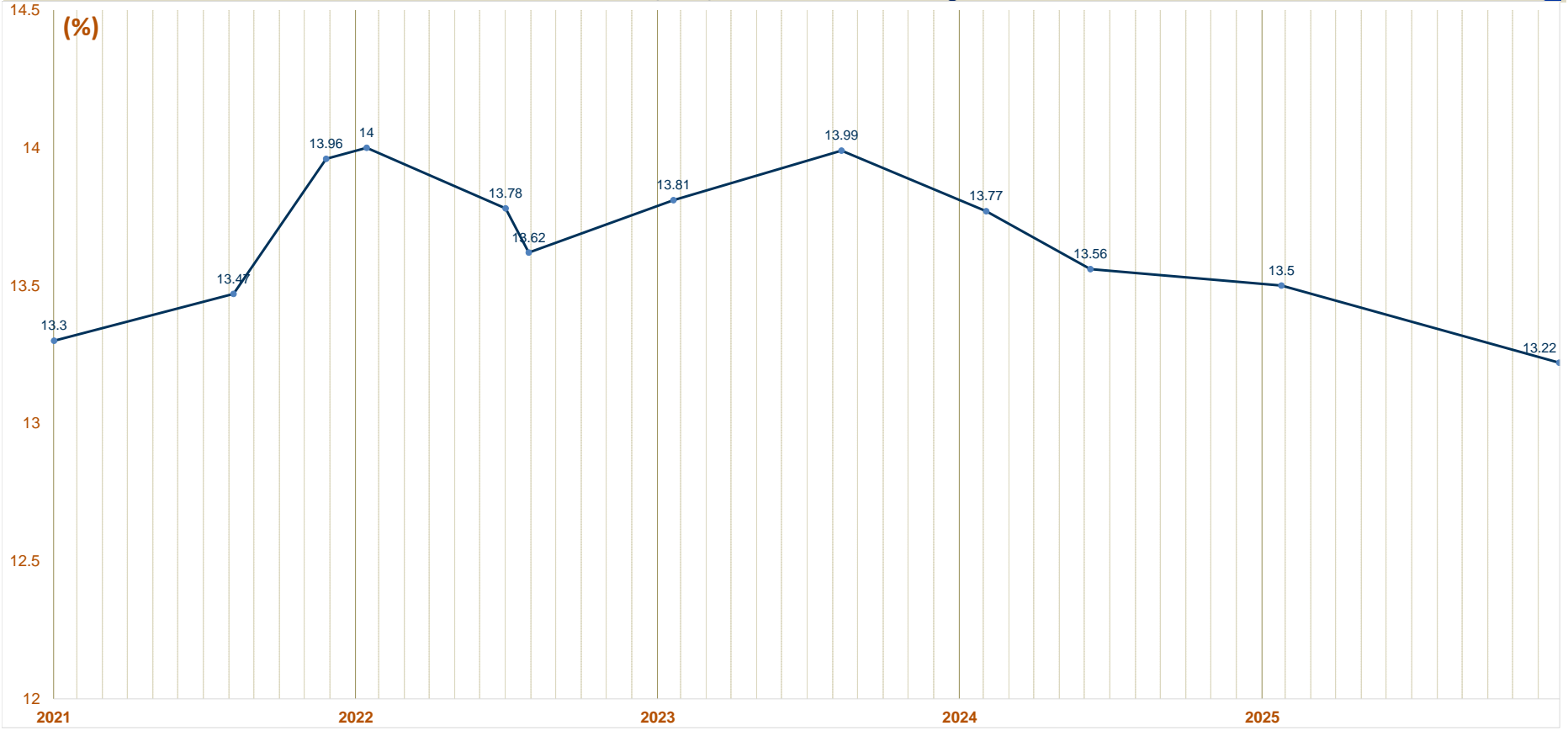
Kodu	Enstrüman	Kpn	Vade ↑	İhraç T.	Kpn Sıklık	Bir son. kupon t.	Toplam İhrac	Son İşlem Tarihi	Temiz Fiyat	Birikmiş Faiz	Getiri (%)	Faiz Δ Son İki İşgünü			Fiyat Değ.			Hacim Ort.		Dur.	Konv.	PVBP * 100
												1G(Δ)	1H(Δ)	3A(Δ)	1G(Δ)	1H(Δ)	3A(Δ)	1H	3A			

Banka Bonoları (Kot içi kuponlu)

Finansman Bonoları

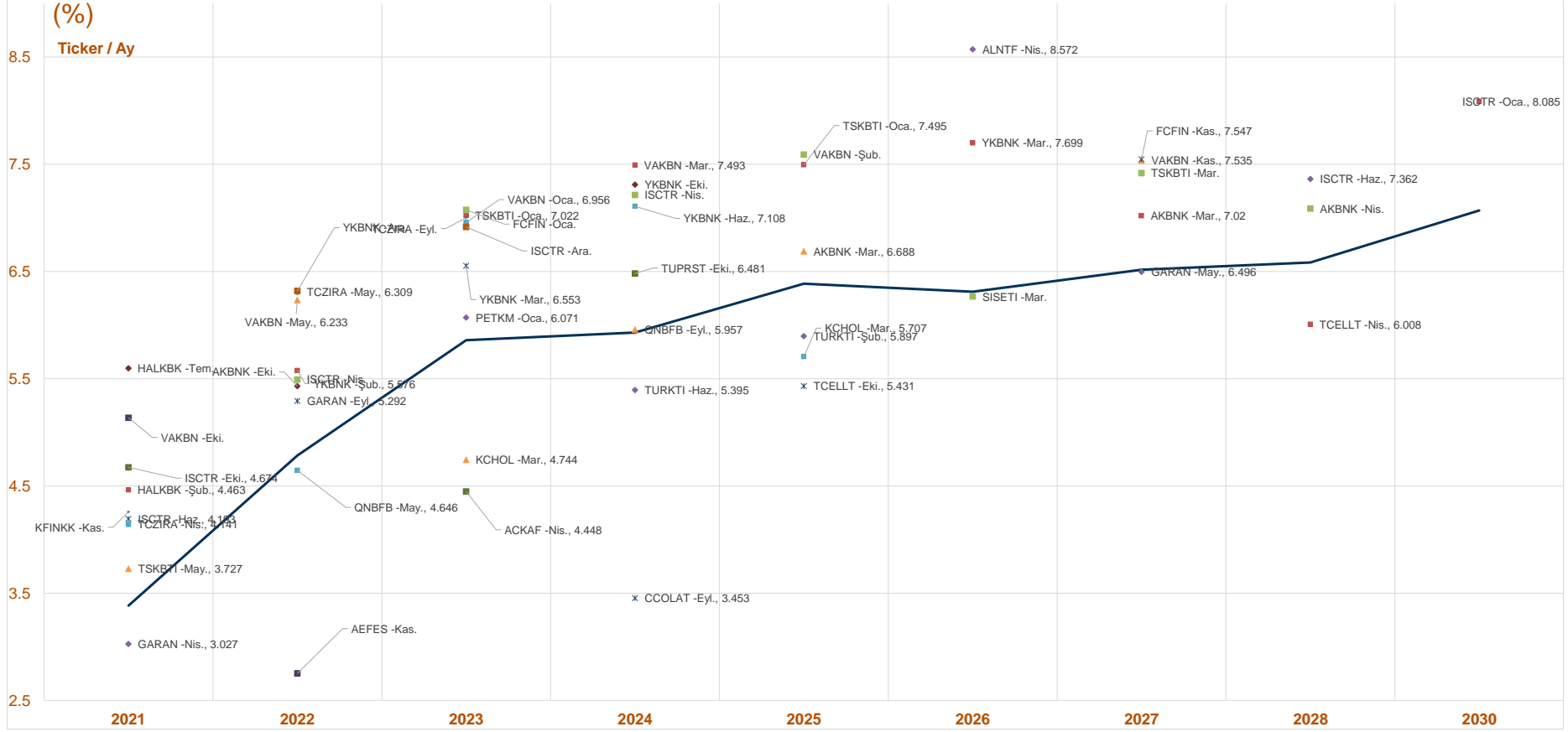
Devlet İ Borlanma Senetleri Verim Eđrisi

İŐ YATIRIM



Devlet ve Özel Sektör Türk Eurobondları Verim Eğrisi

İŞ YATIRIM

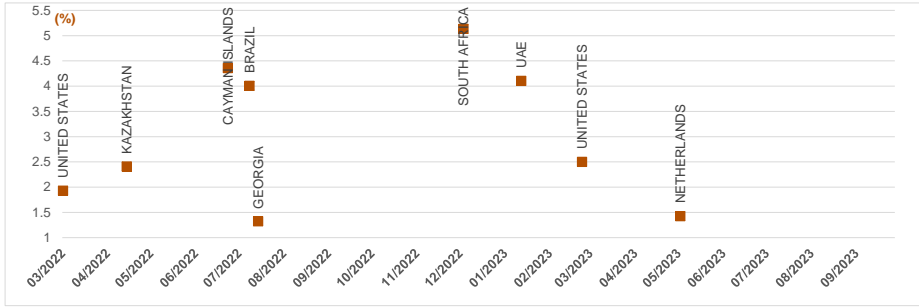


Yurtdışı Devlet ve Özel Sektör Eurotahvilleri

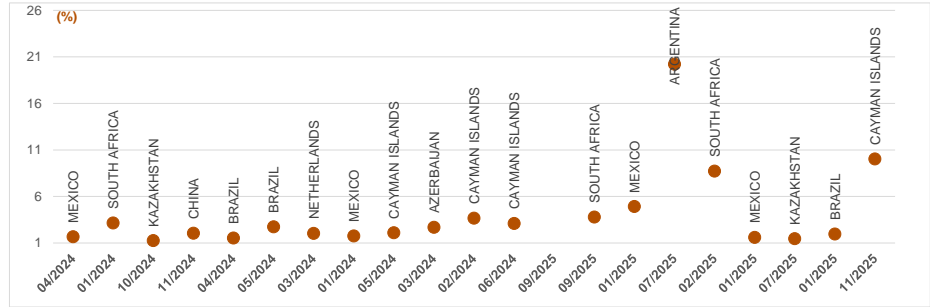
2020-2021 Yılları Eurobond



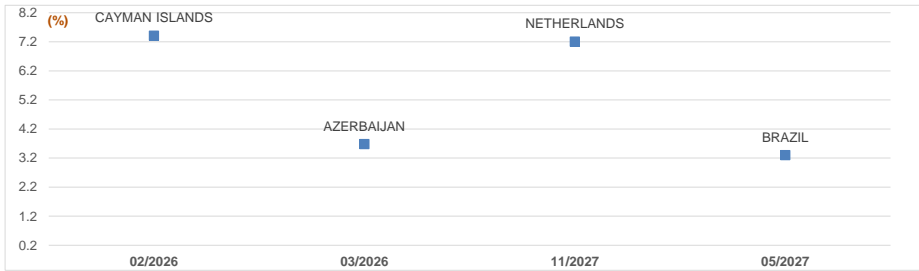
2022-2023 Yılları Eurobond



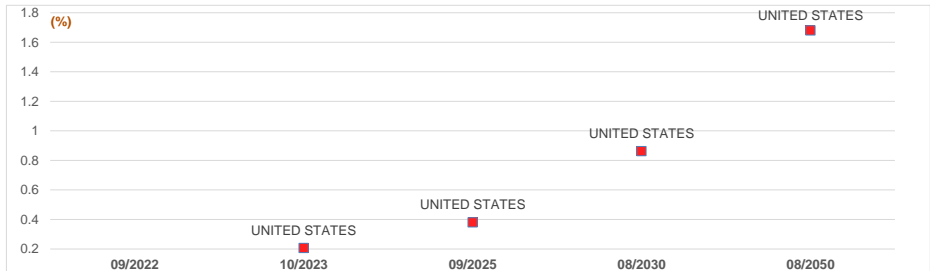
2024-2025 Yılları Eurobond



2026-2027 Yılları Eurobond



ABD Tahvilleri



Kredi Notları -Türk ve Yurtdışı Devlet ve Özel Sektör Eurotahvilleri

İŞ YATIRIM

Rapor Terimleri Açıklayıcı Doküman

Ulke ve Şirket Görünüm & Notları		Moody's			Fitch			S&P					
ISIN	Ticker	Vade 1	Kur	Getiri (%)	Rating	Uzun Dönem YP	Görünüm	Rating	Uzun Dönem YP	Görünüm	Rating	Uzun Dönem YP	Görünüm
TURKEY													
JP579200DH06	TURKEY 1.81 20	12/2020	JPY	1.4	B2		NEG	BB-		NEG		B+u	STABLE
JP579200KH01	TURKEY 1.81 20	12/2020	JPY	1.375	B2		NEG	BB-		NEG		B+u	STABLE
JP579200CH08	TURKEY 1.81 20	12/2020	JPY	1.34	B2		NEG	BB-		NEG		B+u	STABLE
JP579200H03	TURKEY 1.81 20	12/2020	JPY	1.346	B2		NEG	BB-		NEG		B+u	STABLE
JP579200AH02	TURKEY 1.81 20	12/2020	JPY	1.235	B2		NEG	BB-		NEG		B+u	STABLE
JP579200FH01	TURKEY 1.81 20	12/2020	JPY	1.327	B2		NEG	BB-		NEG		B+u	STABLE
JP579200HQ4	TURKEY 1.81 20	12/2020	JPY	1.366	B2		NEG	BB-		NEG		B+u	STABLE
JP579200GH09	TURKEY 1.81 20	12/2020	JPY	1.346	B2		NEG	BB-		NEG		B+u	STABLE
JP579200BH00	TURKEY 1.81 20	12/2020	JPY	1.354	B2		NEG	BB-		NEG		B+u	STABLE
XSI345632811	EXCRTU 5.375 21	02/2021	USD	2.83	B2		NEG	BB-		NEG	NR	NR	STABLE
XSI188073081	HALKBK 4.75 21	02/2021	USD	4.463	B3u		NEG	B *		NEG			
JP579200ABF8	TURKEY 1.87 21	03/2021	JPY	0.871	B2		NEG	WD		NEG		B+u	STABLE
US0901238929	TURKEY 5.625 21	03/2021	USD	3.984	B2		NEG	BB-		NEG	NR	B+u	STABLE
US088317AA71	GARAN 6.25 21	04/2021	USD	3.027	B2		NEG	B+		NEG		NR	STABLE
XSI223394914	TCZIRA 4.75 21	04/2021	USD	4.141	B2		NEG	B+		NEG		NR	STABLE
XSI403416222	VAKBN 2.375 21	05/2021	EUR	3.151	Ba3	WR	NEG	BB-		NEG		NR	STABLE
XSI412393172	TSKBTI 4.875 21	05/2021	USD	3.727	B3		NEG	B+		NEG		NR	STABLE
XSI303497077	TURKSK 4.25 21	06/2021	USD	3.917	B2		NEG	B+		NEG		NR	STABLE
XSI079527211	ISCTR 5 21	06/2021	USD	4.193	B3		NEG	B+		NEG		B+	NEG
XSI439838548	HALKBK 5 21	07/2021	USD	5.598	B3u		NEG	B *		NEG			
XSI109594967	ACKAF 5.875 21	09/2021	EUR	2.189	B2		NEG	BB-		NEG	BB	BB	NEG
XSI02943089	EXCRTU 5.375 21	09/2021	USD	4.959	B2		NEG	BB-		NEG	NR	NR	STABLE
XSI390320981	ISCTR 5.375 21	10/2021	USD	4.674	B3		NEG	B+		NEG		B+	NEG
XSI508914691	VAKBN 5.5 21	10/2021	USD	5.136	B2	WR	NEG	B+		NEG		NR	STABLE
XSI505149325	KFINKK 5.136 21	11/2021	USD	4.258	B2		NEG	B+		NEG			
XSI099155398	GLYHO 8.125 21	11/2021	EUR	2.17	B2		NEG	B+		NEG		B+u	STABLE
XSI132825099	GLYHO 8.125 21	11/2021	USD	45.121	Caa2		NEG	B *		NEG			
XSI816199373	TURKSK 5.8 22	02/2022	USD	5.207	B2		NEG	B+		NEG			
XSI571399754	YKBNK 5.75 22	02/2022	USD	5.576	B2		NEG	B+		NEG		NR	STABLE
JP579200ACR8	TURKEY 1.47 22	02/2022	JPY	0.953	B2		NEG	BB-		NEG		B+u	STABLE
US090123BY51	TURKEY 5.125 22	03/2022	USD	4.784	B2		NEG	BB-		NEG	NR	B+u	STABLE
XSI508390090	ISCTR 5.5 22	04/2022	USD	5.493	B3		NEG	B+		NEG		B+	NEG
XSI605397394	TCZIRA 5.125 22	05/2022	USD	6.309	B2		NEG	B+		NEG			
XSI613091500	QNBFB 4.875 22	05/2022	USD	4.646	B2		NEG	B+		NEG			
XSI622626379	VAKBN 5.625 22	05/2022	USD	6.233	B2	WR	NEG	B+		NEG		NR	STABLE
USM89311AF68	GARAN 5.25 22	09/2022	USD	5.292	B2		NEG	B+		NEG		NR	STABLE
XSI684378208	EXCRTU 4.25 22	09/2022	USD	6.315	B2		NEG	B+		NEG		NR	STABLE
US090123C277	TURKEY 6.25 22	09/2022	USD	5.221	B2		NEG	B+		NEG	NR	B+	NEG
XS0847042024	ISCTR 6 22	10/2022	USD	6.628	Caa2		NEG	B-		NEG		B+	NEG
USM0375YAK49	AKBNK 5 22	10/2022	USD	5.431	B2		NEG	B+		NEG		NR	STABLE
XS0849729190	VAKBN 5 22	11/2022	USD	6.887	Caa3	WR	NEG	B-		NEG		NR	STABLE
XS0949494523	AEFE5 5.375 22	11/2022	USD	2.752	B2		NEG	B+		NEG	BBB-	B+	STABLE
XS09861979440	YKBNK 5 22	12/2022	USD	6.319	Caa1		NEG	B-		NEG		NR	STABLE
XSI750968206	TSKBTI 5.5 23	01/2023	USD	7.022	B3		NEG	B+		NEG			
XSI171581337	FCFIN 6 23	01/2023	USD	7.074	B+		NEG	B+		NEG			
XSI747548532	PETKM 5.875 23	01/2023	USD	6.071	B2		NEG	B+		NEG			
XSI760780731	YKBNK 5.125 23	01/2023	USD	6.566	B2	WR	NEG	B+		NEG		NR	STABLE
XSI379145656	KCHOL 5.25 23	03/2023	USD	4.744	B2		NEG	B+		NEG	BB-	BB-	STABLE
XSI576037284	GARAN 5.875 23	03/2023	USD	5.801	B2		NEG	B+		NEG		NR	STABLE
XSI788516679	YKBNK 5.1 23	03/2023	USD	6.553	B2		NEG	B+		NEG		NR	STABLE
US090123C486	YKBNK 5.25 23	03/2023	USD	6.233	B2		NEG	B+		NEG		B+	STABLE
XS0910932788	ACKAF 5 23	04/2023	USD	4.448	BB		NEG	BB		NEG	BB	BB	NEG
XSI586385178	TURKSK 5.004 23	04/2023	USD	5.56	B2		NEG	BB-		NEG			
XSI1057340009	TURKEY 4.125 23	04/2023	EUR	1.389	B2		NEG	B+		NEG		B+u	STABLE
XSI807502668	RGYAST 4.875 23	04/2023	USD	11.93	B+		NEG	B+		NEG			
XSI691349010	TCZIRA 5.125 23	09/2023	USD	7.002	B2		NEG	B+		NEG		NR	STABLE
XSI496463297	EXCRTU 5.375 23	10/2023	USD	6.86	B2		NEG	B+		NEG		NR	STABLE
XSI1003016018	ISCTR 7 85 23	12/2023	USD	6.916	Caa3		NEG	B-		NEG		B+	NEG
US090123CR01	EXCRTU 7 85 23	12/2023	USD	6.869	B2		NEG	B+		NEG		B+u	STABLE
XSI191720911	EXCRTU 8.25 24	01/2024	USD	7.276	B2		NEG	B+		NEG		NR	STABLE
US090123CF53	TURKEY 5.75 24	03/2024	USD	5.931	B2		NEG	BB-		NEG		B+u	STABLE
XSI197070528	VAKBN 5.125 24	03/2024	USD	7.493	B2	WR	NEG	B+		NEG		NR	STABLE
XSI178203462	ISCTR 6 125 24	04/2024	USD	7.213	B3		NEG	B+		NEG			NEG
XSI814962582	EXCRTU 6.125 24	05/2024	USD	7.068	B2		NEG	B+		NEG		NR	STABLE
XSI028951264	TURKTI 4.875 24	06/2024	USD	5.395	BB		NEG	BB-		NEG	BB-	BB-	STABLE
XSI634372954	YKBNK 5.85 24	06/2024	USD	7.108	B2		NEG	B+		NEG		NR	STABLE
US090123CV04	TURKEY 6.375 24	08/2024	USD	6.051	B2		NEG	B+		NEG		B+u	STABLE
XSI958391019	QNBFB 6.875 24	09/2024	USD	5.957	B2		NEG	B+		NEG			
XSI577950402	CCOLAT 4.215 24	09/2024	USD	3.453	B2		NEG	BBB-		NEG	STABLE		
JP579200AE08	TURKEY 1.05 24	09/2024	JPY	1.069	B2		NEG	BB-		NEG		B+u	STABLE
XSI95649854	YKBNK 5.25 24	09/2024	USD	7.31	B2		NEG	B+		NEG		NR	STABLE
XSI686704948	TURKSK 4.5 24	10/2024	USD	6.481	B2		NEG	BB-		NEG			
US090123CV86	TURKEY 5.6 24	11/2024	USD	6.077	B2		NEG	BB-		NEG		B+u	STABLE
XSI141043296	TURKSK 4.489 24	11/2024	USD	5.634	B2		NEG	BB-		NEG			
XS2100270508	TSKBTI 6 25	01/2025	USD	7.495	B3		NEG	B+		NEG			
XS2112791290	VAKBN 5.25 25	02/2025	USD	7.59	B2	WR	NEG	B+		NEG		NR	STABLE
US090123AA05	TURKEY 7.375 25	02/2025	USD	6.171	B2		NEG	BB-		NEG	NR	B+u	STABLE
XSI955059420	TURKTI 6.875 25	02/2025	USD	5.897	BB-		NEG	BB-		NEG	BB-	BB-	STABLE
XSI961766596	KCHOL 6.5 25	03/2025	USD	5.707	B2		NEG	BB-		NEG	BB-	BB-	STABLE
US090123CX89	TURKEY 4.25 25	03/2025	USD	5.988	B2		NEG	BB-		NEG		B+u	STABLE
XSI210422074	AKBNK 5.125 25	03/2025	USD	6.688	B2		NEG	B+		NEG			
XSI943443356	TURKEY 4.625 25	03/2025	EUR	4.88	B2		NEG	BB-		NEG		B+u	STABLE
XSI629918415	TURKEY 3.25 25	06/2025	EUR	4.688	B2		NEG	BB-		NEG		B+u	STABLE
US090123CZ18	TURKEY 6.375 25	10/2025	USD	6.386	B2		NEG	BB-		NEG		B+u	STABLE
XSI298711729	TCELLT 5.75 25	10/2025	USD	5.431	B2u		NEG	BB-		NEG	BB-	BB-	STABLE
XSI909184753	TURKEY 5.2 25	02/2026	EUR	4.844	B2		NEG	BB-		NEG		B+u	STABLE
XSI376881067	YKBNK 6.5 26	03/2026	USD	7.689	Caa2		NEG	BB-		NEG		NR	STABLE
XSI961010987	SISETI 6.95 26	03/2026	USD	6.287	B2		NEG	BB-		NEG		NR	STABLE
US090123CJ75	TURKEY 4.25 26	04/2026	USD	6.122	B2		NEG	BB-		NEG		B+u	STABLE
XSI396282177	ALNTF 8.75 26	04/2026	USD	8.572	B3		NEG	B		NEG			
US090123CK49	TURKEY 4.875 26	10/2026	USD	6.311	B2		NEG	BB-		NEG		B+u	STABLE
XSI57479292	AKBNK 7 27	03/2027	USD	7.02	Caa2		NEG	B-		NEG			
US090123CL22	TURKEY 6 27	03/2027	USD	6.516	B2		NEG	BB-		NEG		B+u	STABLE
XSI584113184	TSKBTI 7.625 27	03/2027	USD	7.417	Caa3		NEG	B-		NEG			
XSI617531063	GARAN 6.125 27	05/2027	USD	6.496	Caa2		NEG	B		NEG		NR	STABLE
XSI655085485	ODEABK 7.625 27	08/2027	USD	15.432	Caa3		NEG	CCC+		NEG			
XSI551747733	VAKBN 8 27	11/2027	USD	7.535	Ca	WR	NEG	B-		NEG		NR	STABLE
XSI386178237	FCFIN 7 27	11/2027	USD	7.547	B2		NEG	B+		NEG			
US090123CP36	TURKEY 5.125 28	02/2028	USD	6.584	B2		NEG	BB-		NEG		B+u	STABLE
XSI803215869	TCELLT 5.8 28	04/2028	USD	6.008	B2		NEG	BB-		NEG	BB-	BB-	STABLE
XSI172360803	AKBNK 6.797 28	04/2028	USD	7.087	Caa2		NEG	B-		NEG			
XSI623796072	ISCTR 7 28	06/2028	USD	7.362	Caa3		NEG	B-		NEG		B+	NEG
US090123CO19	TURKEY 6.125 28	10/2028	USD	6.764	B2		NEG	BB-		NEG		B+u	STABLE
US090123CT57	TURKEY 7.625 29	04/2029	USD	6.937	B2		NEG	BB-		NEG		B+u	STABLE
US090123AL40	TURKEY 11.875 30	01/2030	USD	7.069	B2		NEG	BB-		NEG	NR	B+u	STABLE
XS2106022754	ISCTR 7.75 30	01/2030	USD	8.085	Caa3		NEG	B-		NEG		B+	NEG
US090123CY43	TURKEY 5.25 30	03/2030	USD	6.73	B2		NEG						

Kredi Notları -Türk ve Yurtdışı Devlet ve Özel Sektör Eurotahvilleri

İŞ YATIRIM

Rapor Terimlerini Açıklayıcı Doküman

Ulke ve Şirket Görünüm & Notları		Moody's				Fitch				S&P				
ISIN	Ticker	Vade 1	Kur	Getiri (%)	Rating	Görünüm	Uzun Dönem YP	Rating	Görünüm	Uzun Dönem YP	Rating	Görünüm	Uzun Dönem YP	
US45566MAF95	ITAU 5.65 22	03/2022	USD	1.931	Ba3	STABLE		B+						
US105756AR10	BRAZIL 8.875 24	04/2024	USD	1.525	Ba2	STABLE	Ba2	BB-	NEG	BB-	BB-	STABLE		
USP1969CAE05	BRFSB2 4.75 24	05/2024	USD	2.733	Ba2	STABLE		BB	STABLE	BB-	BB-	STABLE		
US105756BY13	BRAZIL 1.25 25	01/2025	USD	1.955	Ba2	STABLE		BB	NEG	BB-	BB-	STABLE		
US105756AE07	BRAZIL 10.125 27	05/2027	USD	3.299	Ba2	STABLE	Ba2	BB-	NEG	BB-	BB-	STABLE		
US105756BS58	BRAZIL 8.25 34	01/2034	USD	4.45	Ba2	STABLE	Ba2	BB-	NEG	BB-	BB-	STABLE		
UNITED STATES														
GT2	T 0.125 22	09/2022	USD	0.155	#N/A Fiel	STABLE	#N/A F	NEG	#N/A Fiel	AA+u		STABLE		
GT3	T 0.125 23	10/2023	USD	0.207	#N/A Fiel	STABLE	#N/A F	NEG	#N/A Fiel	AA+u		STABLE		
USU112763AD75	CEMEX 6.24	04/2024	USD	0				WD		BB				
GT5	T 0.25 25	09/2025	USD	0.381	#N/A Fiel	STABLE	#N/A F	NEG	#N/A Fiel	AA+u		STABLE		
GT10	T 0.625 30	08/2030	USD	0.863	#N/A Fiel	STABLE	#N/A F	NEG	#N/A Fiel	AA+u		STABLE		
GT30	T 1.375 50	08/2050	USD	1.68	#N/A Fiel	STABLE	#N/A F	NEG	#N/A Fiel	AA+u		STABLE		
BRITISH VIRGIN														
US021895AC44	CNPCC 5.95 41	04/2041	USD	3.013	A2			STABLE	A+		A			
SOUTH AFRICA														
XS0579851949	ESKOM 5.75 21	01/2021	USD	10.771	Caa1		Caa1	NEG		NEG	CCC+	CCC+	NEG	
XS0809571739	SAFRA 4.22	07/2022	USD	4.006	Ba1			NEG	BBu	NEG	BB-	BB-	STABLE	
US836205AQ75	SOAF 4.665 24	01/2024	USD	3.154	Ba1		Ba1	NEG	BB	NEG	BB-	BB-	STABLE	
XS1187065443	ESKOM 7.125 25	02/2025	USD	8.717	Caa1		Caa1	NEG		NEG	CCC+	CCC+	NEG	
US836205ARS8	SOAF 5.875 25	09/2025	USD	3.785	Ba1		Ba1	NEG	BB	NEG	BB-	BB-	STABLE	
US836205AS32	SOAF 5.375 44	07/2044	USD	6.284	Ba1		Ba1	NEG	BB	NEG	BB-	BB-	STABLE	
LUXEMBOURG														
USP98088AA83	VOTORA 7.25 41	04/2041	USD	4.935	Ba1			NEG	BBB-		BBB-			
GEORGIA														
XS080346362	GRAIL 7.75 22	07/2022	USD	4.358				BB-	NEG	B+	B+	NEG		
KAZAKHSTAN														
XS086748124	HSBKZ 5.5 22	12/2022	USD	5.134		WR		POS	BB+	POS	BB	BB	STABLE	
XS1120709669	KAZAKS 3.875 24	10/2024	USD	1.252	Baa3	(P)Baa3		POS	BBB	STABLE	BBB-	BBB-	STABLE	
XS1263054519	KAZAKS 5.125 25	07/2025	USD	1.459	Baa3	(P)Baa3		POS	BBB	STABLE	BBB-	BBB-	STABLE	
XS1120709626	KAZAKS 4.875 44	10/2044	USD	2.846	Baa3	(P)Baa3		POS	BBB	STABLE	BBB-	BBB-	STABLE	
XS1263133856	KAZAKS 6.5 48	07/2045	USD	3.042	Baa3	(P)Baa3		POS	BBB	STABLE	BBB-	BBB-	STABLE	
NETHERLANDS														
US171645WAR25	PETBRA 5.375 21	01/2021	USD	0.199	Ba2			STABLE	BB-		BB-			
US171647NAP42	PETBRA 8.375 21	05/2021	USD	0.855	Ba2			STABLE	BB-		BB-			
US171647NAF69	PETBRA 4.375 23	05/2023	USD	1.425	Ba2			STABLE	BB-		BB-			
US171647NAM11	PETBRA 6.25 24	03/2024	USD	2.035	Ba2			STABLE	BB-		BB-			
XS0982711714	PETBRA 4.75 25	01/2025	EUR	1.584	Ba2			STABLE	BB-		BB-			
XS1813724603	TEVA 4.5 25	03/2025	EUR	4.251	Ba2			NEG	BB-u		BB-			
XS1211044075	TEVA 1.875 27	03/2027	EUR	4.121	Ba2			NEG	BB-u		BB-			
XS1706923148	FCFIN 7.25 27	11/2027	USD	7.206	B2			NEG	B-		NEG			
XS1439749364	TEVA 1.625 28	10/2028	EUR	4.118	Ba2			NEG	BB-u		BB-			
US171647NAN93	PETBRA 6.85 2115	06/2115	USD	6.182	Ba2			STABLE	BB-		BB-			
INDONESIA														
USY1738AAA89	PERTIJ 5.25 21	05/2021	USD	-0.048	Baa2			STABLE	BBB		BBB	BBB	NEG	
ARGENTINA														
USP989MJBE04	YPFDAR 8.5 25	07/2025	USD	20.209	Caa3			STABLE	CCC			CCC -		
US040114GL81	ARGENT 8.28 33	12/2033	USD	11.83	Ca		Ca	STABLE	WD		NR	CCC+	STABLE	
US040114GK09	ARGENT 3.75 38	12/2038	USD	11.356	Ca		Ca	STABLE	WD		NR	CCC+	STABLE	
AZERBAIJAN														
XS1678622090	AZERBJ 2.82 21	09/2021	USD	1.365	Ba2u			STABLE	BB+		NEG	BB+	STABLE	
XS0903465127	SOIAZ 4.75 23	03/2023	USD	2.5	Ba2			STABLE	BB+		NEG	BB-	STABLE	
XS1044540547	AZERBJ 4.75 24	03/2024	USD	2.88	Ba2u			STABLE	BB+		NEG	BB+	STABLE	
XS1318820897	SGCAZE 6.875 26	03/2026	USD	3.88	Ba2			STABLE	BB+					
XS1196496688	SOIAZ 6.95 30	03/2030	USD	4.272	NR			STABLE	BB+		NEG	BB-	STABLE	
CZECH														
XS1816296062	ENGPRO 4.5 24	05/2024	EUR	5.683				BB-		STABLE	B+	B+	NEG	
IVORY COAST														
XS179329225	IVYCST 5.25 30	03/2030	EUR	5.627	Ba3		Ba3	STABLE	B+		POS			
SENEGAL														
XS1790104530	SENEGL 4.75 28	03/2028	EUR	4.898	Ba3		Ba3	NEG			B+	B+	STABLE	
ROMANIA														
XS1313004928	ROMANI 3.875 35	10/2035	EUR	2.443	Baa3		Baa3	NEG	BBB-		NEG	BBB-	BBB-	NEG
XS1768074319	ROMANI 3.375 38	02/2038	EUR	2.652	Baa3		Baa3	NEG	BBB-		NEG	BBB-	BBB-	NEG
XS1985708876	ROMANI 4.625 48	04/2048	EUR	3.202	Baa3		Baa3	NEG	BBB-		NEG	BBB-	BBB-	NEG
Grand Total														

Moody's S&P Fitch Açıklama

Diğer Göstergeler

İŞ YATIRIM 

[Rapor Terimlerini Açıklayıcı Doküman](#)

GOÜ Tahvil Perf.2Y Rates			
Ülke	22/10	21/10	1G Δ
Çek	0.14	0.15 ▲	-3%
Cin	2.75	2.77 ▲	-1%
G. Kore	0.82	0.85 ▬	-4%
G.Afrika	4.11	4.08 ▲	1%
Hindistan	4.27	4.28 ▲	0%
Macaristan	1.00	1.00 ▲	0%
Meksika	4.43	4.42 ▲	0%
Polonya	0.07	0.08 ▼	-15%
Rusya	4.51	4.52 ▲	0%
Singapur	0.24	0.23 ▲	0%
Tayland	0.56	0.55 ▲	2%

Türkiye Cross Cur. Swap (USD↔TRY / Rate%)			
Vade	22/10	21/10	1G Δ
1 Yıl	15.44	14.45 ▲	0.99
2 Yıl	14.83	14.03 ▲	0.80
3 Yıl	14.41	13.74 ▬	0.67
4 Yıl	14.08	13.49 ▼	0.59
5 Yıl	13.79	13.26 ▼	0.53
6 Yıl	13.52	13.03 ▼	0.49
7 Yıl	13.40	12.82 ▼	0.58
8 Yıl	13.09	12.64 ▼	0.45
9 Yıl	12.88	12.49 ▼	0.39
10 Yıl	12.83	12.35 ▼	0.48

Gelişmiş Ülkeler 2y			
Ülke	2Y Faiz(%)		
	22/10	21/10	Değişim BPS
ABD	0.15	0.15 ▼	0.10
Almanya	-0.78	-0.79 ▼	0.69
İngiltere	-0.05	-0.07 ▼	1.69
Fransa	-0.70	-0.71 ▼	1.25
İspanya	-0.56	-0.56 ▼	-0.07
İtalya	-0.31	-0.34 ▼	2.17
<i>Türkiye</i>	<i>13.94</i>	<i>13.85 ▲</i>	<i>9.00</i>

Cross Currency Swap (5yr)			
Ülke	22/10	21/10	1G Δ
Çin	2.67	2.69 ▼	-1%
Macaristan	2.49	2.48 ▬	0%
G.Kore	0.28	0.28 ▼	-2%
Rusya	4.27	4.29 ▼	0%
Tayland	0.64	0.66 ▼	-3%
Türkiye	13.79	13.26 ▲	4%

Gelişmiş Ülkeler 10y			
Ülke	10Y Faiz(%)		
	22/10	21/10	Değişim BPS
ABD	0.82	0.79 ▲	3.02
Almanya	-0.59	-0.61 ▬	1.78
İngiltere	0.24	0.19 ▲	5.43
Fransa	-0.31	-0.33 ▬	1.73
İspanya	0.20	0.18 ▬	2.16
İtalya	0.78	0.73 ▲	5.40
<i>Türkiye</i>	<i>13.33</i>	<i>13.35 ▼</i>	<i>-2.00</i>



İletişim Bilgileri

SGMK Yurtiçi Piyasalar

Serhat Devecioğlu
sdevecioğlu@isyatirim.com.tr

Evrım Erten Başar
ebasar@isyatirim.com.tr

Burak Seçkin
bseckin@isyatirim.com.tr

Araştırma
Emre Sezan, CFA
esezan@isyatirim.com.tr

Ahmet Toker
atoker@isyatirim.com.tr

Eurotahviller

Pınar Ozyüksel
pozyuksel@isyatirim.com.tr

Tolga Murat
tmurat@isyatirim.com.tr

Zeynep Kavsara
zkavsara@isyatirim.com.tr

[Rapor Terimlerini Açıklayıcı Doküman](#)

<https://www.isyatirim.com.tr/tr-tr/analiz/Savfalar/sqmk.aspx>



Burada yer alan bilgiler İş Yatırım Menkul Değerler A.Ş. tarafından bilgilendirme amacı ile hazırlanmıştır. Yatırım bilgi, yorum ve tavsiyeleri yatırım danışmanlığı kapsamında değildir. Yatırım danışmanlığı hizmeti; aracı kurumlar, portföy yönetim şirketleri, mevduat kabul etmeyen bankalar ile müşteri arasında imzalanacak yatırım danışmanlığı sözleşmesi çerçevesinde sunulmaktadır. Burada yer alan yorum ve tavsiyeler, yorum ve tavsiyede bulunanların kişisel görüşlerine dayanmaktadır. Herhangi bir yatırım aracının alım-satım önerisi ya da getiri vaadi olarak yorumlanmamalıdır. Bu görüşler mali durumunuz ile risk ve getiri tercihlerinize uygun olmayabilir. Bu nedenle, sadece burada yer alan bilgilere dayanarak yatırım kararı verilmesi beklentilerinize uygun sonuçlar doğurmayabilir.

Burada yer alan fiyatlar, veriler ve bilgilerin tam ve doğru olduğu garanti edilemez; içerik, haber verilmeksizin değiştirilebilir. Tüm veriler, İş Yatırım Menkul Değerler A.Ş. tarafından güvenilir olduğuna inanılan kaynaklardan alınmıştır. Bu kaynakların kullanılması nedeni ile ortaya çıkabilecek hatalardan İş Yatırım Menkul Değerler A.Ş. sorumlu değildir.

Bu içeriğe ilişkin tüm telif hakları İş Yatırım Menkul Değerler A.Ş.'ye aittir. Bu içerik, açık iznimiz olmaksızın başkaları tarafından herhangi bir amaçla, kısmen veya tamamen çoğaltılamaz, dağıtılamaz, yayımlanamaz veya değiştirilemez.