

Türk Eurotahvilleri

İŞ YATIRIM

Rapor Terimlerini Açıklayıcı Doküman

Tanım	Enstrüman	Kupon	Vade ↑	İhraç Büyüklüğü (milyar)	Son	Alış Fiyatı	Satış Fiyatı	Birikmiş Faiz	Alış Getiri (%)	Satış Getiri (%)	Minimum İşlem Büyüklüğü	Fiyat Performansı		Dur.	Payment Rank
												1A(Δ %)	1Y(Δ %)		
*Vadelerine göre sıralanmıştır.															
USD Cinsinden															
Devlet Eurotahvilleri															
XS1345632811	EXCRTU 5.375 21	5.38	08/02/21	500	100.300	99.946	100.654	1.00	5.49	3.26	200.000	-0.14	0.56	0.310	Sr Unsecured
US900123BH29	TURKEY 3.25 21	5.63	30/03/21	2,000	100.673	100.385	100.961	0.23	4.76	3.50	100.000	-0.53	-1.52	0.450	Sr Unsecured
XS1028943089	EXCRTU 5 21	7.50	23/09/21	500	99.654	99.251	100.056	0.31	5.83	4.94	200.000	0.01	0.88	0.902	Sr Unsecured
US900123BY51	TURKEY 5.125 22	5.13	25/03/22	1,000	99.993	99.616	100.370	0.28	5.40	4.86	200.000	-0.65	-0.41	1.372	Sr Unsecured
XS1684378208	EXCRTU 4.25 22	4.25	18/09/22	500	95.679	95.197	96.160	0.32	6.95	6.40	200.000	-0.25	1.34	1.802	Sr Unsecured
US900123BZ27	TURKEY 6.25 22	6.25	26/09/22	2,500	101.447	101.058	101.836	0.33	5.67	5.25	200.000	-0.76	-0.87	1.810	Sr Unsecured
US900123CA66	TURKEY 3.25 23	3.25	23/03/23	1,500	95.675	95.365	95.985	0.20	5.30	5.02	200.000	-0.16	2.77	2.299	Sr Unsecured
XS1496463297	EXCRTU 5.375 23	5.38	24/10/23	500	95.131	94.645	95.617	2.55	7.38	7.01	200.000	-0.37	0.28	2.657	Sr Unsecured
US900123CR91	TURKEY 7.25 23	7.25	23/12/23	2,000	103.759	103.505	104.013	2.26	6.02	5.85	200.000	-1.06	-1.17	2.768	Sr Unsecured
XS1917720911	EXCRTU 8.25 24	8.25	24/01/24	500	102.275	102.156	102.395	1.86	7.49	7.41	200.000	-0.55	-1.37	2.787	Sr Unsecured
US900123CF53	TURKEY 5.75 24	5.75	22/03/24	2,500	99.029	98.626	99.432	0.37	6.20	5.93	200.000	-0.58	0.17	3.061	Sr Unsecured
XS1814962582	EXCRTU 6.125 24	6.13	03/05/24	500	96.221	96.065	96.376	2.76	7.40	7.30	200.000	-0.23	0.61	3.036	Sr Unsecured
US900123CV04	TURKEY 6.35 24	6.35	10/08/24	2,250	100.716	100.271	101.161	1.15	6.27	6.00	200.000	-0.55	-0.46	3.314	Sr Unsecured
US900123CW86	TURKEY 5.6 24	5.60	14/11/24	2,500	98.131	97.774	98.489	2.35	6.22	6.02	200.000	-0.34		3.507	Sr Unsecured
US900123AW05	TURKEY 7.375 25	7.38	05/02/25	3,250	104.500	104.250	104.750	1.43	6.23	6.10	2,000	-0.58	-0.53	3.620	Sr Unsecured
US900123CX69	TURKEY 4.25 25	4.25	13/03/25	2,000	92.941	92.506	93.375	0.38	6.22	5.98	200.000	-0.84		3.918	Sr Unsecured
US900123CZ18	TURKEY 6.375 25	6.38	14/10/25	2,500	100.054	99.824	100.285	0.02	6.42	6.31	200.000			4.222	
US900123CJ75	TURKEY 4.25 26	4.25	14/04/26	1,500	91.120	90.688	91.551	0.01	6.28	6.08	200.000	-1.02	2.36	4.780	Sr Unsecured
US900123CK49	TURKEY 4.875 26	4.88	09/10/26	3,000	92.804	92.378	93.231	0.08	6.43	6.25	200.000	-0.88	1.65	5.063	Sr Unsecured
US900123CL22	TURKEY 6 27	6.00	25/03/27	3,250	97.186	96.707	97.665	0.33	6.64	6.45	200.000	-1.03	0.55	5.233	Sr Unsecured
US900123CP36	TURKEY 5.125 28	5.13	17/02/28	2,000	92.336	92.146	92.525	0.83	6.49	6.42	200.000	-0.87	1.09	5.910	Sr Unsecured
US900123CQ19	TURKEY 6.125 28	6.13	24/10/28	2,000	96.679	96.507	96.852	2.91	6.69	6.64	200.000	-1.45	0.01	6.038	Sr Unsecured
US900123CT57	TURKEY 7.625 29	7.63	26/04/29	3,000	104.331	103.883	104.779	3.58	7.01	6.88	200.000	-0.98	-0.44	6.051	Sr Unsecured
US900123AL40	TURKEY 11.875 30	11.88	15/01/30	1,500	132.248	131.915	132.580	2.97	7.11	7.02	1,000	-1.29	-2.15	5.974	Sr Unsecured
US900123CY43	TURKEY 5.25 30	5.25	13/03/30	2,000	90.011	89.596	90.425	0.47	6.76	6.63	200.000	-1.99		7.148	Sr Unsecured
US900123AT75	TURKEY 8 34	8.00	14/02/34	1,500	106.148	105.865	106.430	1.36	7.30	7.24	2,000	-1.49	-1.23	8.183	Sr Unsecured
US900123AY60	TURKEY 6.875 36	6.88	17/03/36	2,750	95.170	94.845	95.495	0.53	7.44	7.37	2,000	-2.12	-1.74	9.196	Sr Unsecured
US900123BB58	TURKEY 7.25 38	7.25	05/03/38	1,000	97.935	97.600	98.270	0.81	7.50	7.43	2,000	-2.20	-2.08	9.633	Sr Unsecured
US900123BG46	TURKEY 6.75 40	6.75	30/05/40	2,000	91.812	91.283	92.340	2.57	7.61	7.50	100.000	-2.60	-2.71	10.109	Sr Unsecured
US900123BJ84	TURKEY 6 41	6.00	14/01/41	3,000	84.277	83.797	84.756	1.52	7.58	7.47	200.000	-3.47	-2.81	10.620	Sr Unsecured
US900123CB40	TURKEY 4.875 43	4.88	16/04/43	3,000	75.665	75.310	76.020	2.42	7.09	7.01	200.000	-2.79	-2.84	11.731	Sr Unsecured
US900123CG37	TURKEY 6.625 45	6.63	17/02/45	3,000	89.063	88.750	89.375	1.07	7.65	7.59	200.000	-2.44	-3.19	11.164	Sr Unsecured
US900123CM05	TURKEY 5.75 47	5.75	11/05/47	3,500	81	80.245	80.990	2.46	7.47	7.39	200.000	-1.89	-3.52	11.733	Sr Unsecured
Sukuk															
XS1303467077	TURKSK 4.251 21	4.25	08/06/21	1,000	100.008	99.774	100.242	1.50	4.60	3.86	200.000	0.05	0.35	0.624	Sr Unsecured
XS1816199373	TURKSK 5.8 22	5.80	21/02/22	2,000	100.301	99.836	100.766	0.87	5.92	5.20	200.000	-0.24	-1.28	1.273	Sr Unsecured
XS1586385178	TURKSK 5.004 23	5.00	06/04/23	1,250	98.285	97.810	98.760	0.13	5.97	5.55	200.000	0.01	-0.66	2.289	Sr Unsecured
XS1141043296	TURKSK 4.489 24	4.49	25/11/24	1,000	95.289	94.822	95.756	1.72	5.92	5.66	200.000	0.20	0.04	3.620	Sr Unsecured
Özel Sektör Eurotahvilleri															
Finansal Kuruluşlar															
XS1188073081	HALKBK 4.75 21	4.75	11/02/21	500	99.503	98.972	100.034	0.84	7.93	4.61	200.000	0.09	4.02	0.316	Sr Unsecured
USM89311AA71	GARAN 6.25 21	6.25	20/04/21	500	101.161	100.707	101.615	3.04	4.85	3.27	200.000	-0.38	-0.94	0.489	Sr Unsecured
XS1223394914	TCZIRA 4.75 21	4.75	29/04/21	500	99.898	99.458	100.337	2.19	5.78	4.11	200.000	-0.05	1.21	0.515	Sr Unsecured
XS1412393172	TSKBTI 4.875 21	4.88	18/05/21	300	99.796	99.226	100.365	1.99	6.21	4.24	200.000	-0.47	1.28	0.565	Sr Unsecured
XS1079527211	ISCTR 5 21	5.00	25/06/21	750	99.958	99.459	100.456	1.53	5.79	4.32	200.000	-0.13	1.70	0.665	Sr Unsecured
XS1439838548	HALKBK 5 21	5.00	13/07/21	500	99.012	98.508	99.516	1.28	7.07	5.66	200.000	-0.22	4.47	0.710	Sr Unsecured
XS1390320981	ISCTR 5.375 21	5.38	06/10/21	750	100.104	99.596	100.612	0.13	5.80	4.73	200.000	-0.11	1.46	0.937	Sr Unsecured
XS1508914691	VAKBN 5.5 21	5.50	27/10/21	500	99.745	99.244	100.245	2.57	6.26	5.25	200.000	-0.06	0.86	0.966	Sr Unsecured
XS1571399754	YKBNK 5.75 22	5.75	24/02/22	600	99.625	99.109	100.141	0.81	6.44	5.64	200.000	-0.22	0.35	1.278	Sr Unsecured
XS1508390090	ISCTR 5.5 22	5.50	21/04/22	600	99.268	98.746	99.791	2.66	6.38	5.64	200.000	-0.19	1.39	1.395	Sr Unsecured
XS1605397394	TCZIRA 5.125 22	5.13	03/05/22	600	97.746	97.247	98.244	2.31	7.02	6.33	200.000	-0.11	1.33	1.427	Sr Unsecured
XS1613091500	QNBFB 4.875 22	4.88	19/05/22	750	99.697	99.218	100.175	1.98	5.39	4.76	200.000	-0.23	0.45	1.486	Sr Unsecured
XS1622626379	VAKBN 6.625 22	5.63	30/05/22	500	98.322	97.842	98.802	2.11	7.05	6.41	200.000	-0.19	1.24	1.493	Sr Unsecured
USM89311AF68	GARAN 5.25 22	5.25	13/09/22	750	99.310	98.818	99.803	0.47	5.91	5.36	200.000	-0.47	0.95	1.785	Sr Unsecured
USM0375YAK49	AKBNK 5 22	5.00	24/10/22	500	98.574	98.077	99.070	2.38	6.02	5.49	150.000	-0.19	1.16	1.851	Sr Unsecured
XS0847042024	ISCTR 6 22	6.00	24/10/22	1,000	97.119	95.801	98.437	2.85	8.29	6.84	200.000	-0.18	1.75	1.812	Subordinated
XS0849728190	VAKBN 6 22	6.00	01/11/22	672	96.966	96.007	97.925	2.73	8.15	7.11	200.000	-0.15	1.79	1.830	Subordinated
XS0861979440	YKBNK 5.5 22	5.50	06/12/22	1,000	96.764	96.048	97.479	1.97	7.53	6.78	200.000	-0.23	2.36	1.939	Subordinated
XS1750996206	TSKBTI 5.5 23	5.50	16/01/23	350	96.158	95.616	96.700	1.36	7.65	7.10	200.000	-0.09	1.59	2.044	Sr Unsecured
XS1711581337	FCFIN 6 23	6.00	25/01/23	300	97.085	96.157	98.013	1.33	7.87	6.95	200.000	0.23	2.95	2.057	Sr Unsecured
XS1760780731	VAKBN 5.75 23	5.75	30/01/23	650	96.521	95.971	97.071	1.20	7.69	7.15	200.000	-0.16	1.81	2.076	Sr Unsecured
XS1576037284	GARAN 5.875 23	5.88	16/03/23	500	99.625	99.085	100.166	0.47	6.29	5.80	200.000	-0.51	0.59	2.214	Sr Unsecured
XS1788516679	YKBNK 6.1 23	6.10	16/03/23	500	98.052	97.527	98.577	0.49	7.23	6.74	200.000	-0.27	0.45	2.197	Sr Unsecured
XS1691349010	TCZIRA 5.125 23	5.13	29/09/23	500	94.106	93.559	94.653	0.23	7.60	7.16	200.000	-0.46	0.87	2.669	Sr Unsecured
XS1															

Trk Eurotahvilleri

İŞ YATIRIM

[Rapor Terimlerini Açıklayıcı Dokman](#)

Tanım	Enstrman	Kupon	Vade ↓	İhraç Byklg (milyar)	Son	Alış Fiyatı	Satış Fiyatı	Birikmiş Faiz	Alış Getiri (%)	Satış Getiri (%)	Minimum İşlem Byklg	Fiyat Performansı		Dur.	Payment Rank
												1A(Δ %)	1Y(Δ %)		
*Vadelerine gre sıralanmıştır.															
XS1961010987	SİSET1 6.95 26	6.95	14/03/26	700	102.444	101.876	103.012	0.60	6.53	6.28	200,000	-1.07	0.10	4.274	Sr Unsecured
XS1803215869	TCELLT 5.8 28	5.80	11/04/28	500	98.093	97.710	98.476	0.06	6.19	6.06	200,000	-1.70	3.58	5.978	Sr Unsecured

EUR Cinsinden

Devlet Eurotahvilleri

XS0993155398	TURKEY 4.35 21	4.35	12/11/21	1,250	101.250	101.000	101.500	4.02	3.39	2.91	100,000	-0.21	-3.32	1.004	Sr Unsecured
XS1057340009	TURKEY 4.125 23	4.13	11/04/23	1,000	101.108	100.643	101.574	2.11	3.84	3.45	100,000	0.06	-2.05	2.288	Sr Unsecured
XS1843443356	TURKEY 4.625 25	4.63	31/03/25	1,250	98.503	98.105	98.900	2.51	5.10	4.90	100,000	0.13	-2.85	3.839	Sr Unsecured
XS1629918415	TURKEY 3.25 25	3.25	14/06/25	1,000	93.288	92.955	93.620	1.10	4.98	4.81	100,000	0.86	-1.35	4.142	Sr Unsecured
XS1909184753	TURKEY 5.2 26	5.20	16/02/26	1,500	99.800	99.486	100.114	3.44	5.31	5.17	100,000	0.03	-2.63	4.413	Sr Unsecured

zel Sektr Eurotahvilleri

Finansal Kuruluslar

XS1403416222	VAKBN 2.375 21	2.38	04/05/21	500	99.238	98.884	99.592	1.07	4.39	3.09	100,000	-0.02	-1.23	0.540	Secured
--------------	----------------	------	----------	-----	--------	--------	--------	------	------	------	---------	-------	-------	-------	---------

Finans Dışı

XS1109959467	ACKAF 3.875 21	3.88	16/09/21	350	100.945	100.457	101.433	0.31	3.36	2.28	100,000	-0.21	-2.98	0.897	Sr Unsecured
--------------	----------------	------	----------	-----	---------	---------	---------	------	------	------	---------	-------	-------	-------	--------------

Yurtdışı Devlet ve Özel Sektör Eurotahvilleri

İŞ YATIRIM

*Vadelerine göre sıralanmıştır.

Rapor Terimleri

Kodu	Enstrüman	Ülke	Kpn	Vade ↑	İhraç Büyüklüğü (mln)	Alış Fiyatı	Satış Fiyatı	Birikmiş Faiz	Alış Getiri (%)	Satış Getiri (%)	Minimum İşlem	Fiyat Performansı		Dur.	Payment Rank
												1A(Δ %)	1Y(Δ %)		
USD Cinsi															
USG8600UAA19	SUZANO 5.875 21	CAYMAN ISLANDS	5.88	23/01/21	0	0.000	0.000	1.09	0.00	0.00	100,000				Sr Unsecured
XS0579851949	ESKOM 5.75 21	SOUTH AFRICA	5.75	26/01/21	1,750	98.542	99.519	1.26	10.92	7.39	200,000			0.27	Sr Unsecured
US71645WAR25	PETBRA 5.375 21	NETHERLANDS	5.38	27/01/21	961	100.925	101.438	1.16	2.10	0.34	2,000	-0.34	-2.38	0.28	Sr Unsecured
USP16259AB20	BBVASM 6.5 21	MEXICO	6.50	10/03/21	750	101.836	102.418	0.63	1.93	0.52	150,000	-0.37	-2.66	0.40	Subordinated
US71647NAP42	PETBRA 8.375 21	NETHERLANDS	8.38	23/05/21	463	103.889	104.413	3.30	1.91	1.07	2,000	-0.61	-4.92	0.58	Sr Unsecured
USY7138AAA89	PERTIJ 5.25 21	INDONESIA	5.25	23/05/21	391	102.687	103.143	2.07	0.81	0.08	200,000	-0.22	-1.48	0.59	Sr Unsecured
XS1678622090	AZERBJ 2.82 21	AZERBAIJAN	2.82	01/09/21	174	100.614	101.485	0.34	2.11	1.12	150,000	-0.18	1.73	0.87	
US91911TAM53	VALEBZ 4.375 22	CAYMAN ISLANDS	4.38	11/01/22	0	0.000	0.000	1.92	0.00	0.00	2,000				Sr Unsecured
US46556MAF95	ITAU 5.65 22	BRAZIL	5.65	19/03/22	1,250	104.339	105.049	0.41	2.54	2.05	200,000	-0.07	-0.97	1.37	Subordinated
USG1315RAG68	BRASKM 5.375 22	CAYMAN ISLANDS	5.38	02/05/22	289	103.580	104.459	2.43	2.99	2.43	200,000	0.51	-0.95	1.45	Sr Unsecured
XS0800346362	GRAIL 7.75 22	GEORGIA	7.75	11/07/22	500	104.437	105.558	2.02	5.05	4.39	200,000	-0.38	-4.25	1.60	Sr Unsecured
XS0809571739	SAFTRA 4 22	SOUTH AFRICA	4.00	26/07/22	1,000	99.085	99.967	0.88	4.54	4.02	200,000	-0.13	-1.48	1.69	Sr Unsecured
US03512TAC53	ANGSJ 5.125 22	ISLE OF MAN	5.13	01/08/22	750	105.309	106.146	1.05	2.10	1.64	1,000	-0.22	0.43	1.71	Sr Unsecured
XS0867478124	HSBKZ 5.5 22	KAZAKHSTAN	5.50	21/12/22	548	99.649	100.657	1.60	5.67	5.18	1	-0.15	-0.70	0.04	Sr Unsecured
XS0863524277	TAQAUH 3.625 23	UAE	3.63	12/01/23	1,250	105.517	106.187	0.94	1.13	0.84	200,000				Sr Unsecured
US71654QBG64	PEMEX 3.5 23	MEXICO	3.50	30/01/23	1,144	98.338	99.236	0.73	4.27	3.85	10,000	-0.19	-1.66	2.17	Sr Unsecured
XS0903465127	SOIAZ 4.75 23	AZERBAIJAN	4.75	13/03/23	1,000	105.003	106.003	0.42	2.60	2.18	200,000	-0.22	1.74	2.27	Sr Unsecured
US71647NAF69	PETBRA 4.375 23	NETHERLANDS	4.38	20/05/23	1,089	105.302	106.175	1.76	2.26	1.93	2,000	-0.95	1.02	2.42	Sr Unsecured
USP30179AM09	CFELEC 4.875 24	MEXICO	4.88	15/01/24	1,250	108.131	109.004	1.22	2.27	2.00	200,000	0.44	1.94	2.99	Sr Unsecured
US836205AQ75	SOAF 4.665 24	SOUTH AFRICA	4.67	17/01/24	1,500	103.655	104.355	1.14	3.47	3.24	100,000	0.24	-0.60	2.98	Sr Unsecured
US10553YAF25	BRASKM 6.45 24	CAYMAN ISLANDS	6.45	03/02/24	750	108.440	109.292	1.29	3.71	3.45	200,000	-0.18	-1.64	2.96	Sr Unsecured
US71647NAM11	PETBRA 6.25 24	NETHERLANDS	6.25	17/03/24	971	111.495	112.358	0.49	2.71	2.46	2,000	-1.20	-0.31	3.10	Sr Unsecured
XS1044540547	AZERBJ 4.75 24	AZERBAIJAN	4.75	18/03/24	1,250	106.778	107.442	0.36	2.67	2.47	200,000	-1.46	1.19	3.16	Sr Unsecured
USP16259AK29	BBVASM 4.375 24	MEXICO	4.38	10/04/24	750	107.983	108.833	0.06	2.00	1.75	150,000	-0.25	2.19	3.25	Sr Unsecured
US105756AR10	BRAZIL 8.875 24	BRAZIL	8.88	15/04/24	1,029	123.930	125.155	0.00	1.80	1.48	1,000	-0.18	-1.96	3.11	Sr Unsecured
US31572UAE64	FIBRIZ 5.25 24	CAYMAN ISLANDS	5.25	12/05/24	353	109.979	110.859	2.23	2.33	2.08	2,000	-0.26	2.98	3.27	Sr Unsecured
USP1905CAE05	BRFSBZ 4.75 24	BRAZIL	4.75	22/05/24	295	105.897	106.833	1.89	3.01	2.75	200,000	0.83	2.74	3.26	Sr Unsecured
XS1075401726	EMAARM 4.564 24	CAYMAN ISLANDS	4.56	18/06/24	750	104.280	105.267	1.48	3.32	3.04	200,000	0.11	-0.26	3.34	Sr Unsecured
XS1120709669	KAZAKS 3.875 24	KAZAKHSTAN	3.88	14/10/24	1,500	109.302	110.097	0.01	1.47	1.28	200,000	-0.52	3.13	3.74	Sr Unsecured
US06120TAA60	BCHINA 5 24	CHINA	5.00	13/11/24	3,000	111.180	111.620	2.11	2.13	2.02	200,000	-0.34	2.26	3.66	Subordinated
US105756BV13	BRAZIL 4.25 25	BRAZIL	4.25	07/01/25	4,300	108.630	109.127	1.16	2.11	1.99	200,000	-0.33	2.85	3.86	Sr Unsecured
USP2253TJE03	CEMEX 5.7 25	MEXICO	5.70	11/01/25	1,071	102.527	102.973	1.49	5.03	4.91	200,000	0.12	-0.22	0.14	1st lien
US91087BAA89	MEX 3.6 25	MEXICO	3.60	30/01/25	1,947	108.137	108.293	0.75	1.63	1.59	200,000	-0.76	3.31	3.98	Sr Unsecured
XS1187065443	ESKOM 7.125 25	SOUTH AFRICA	7.13	11/02/25	1,250	94.131	95.222	1.27	8.78	8.46	200,000	0.68	-8.40	3.59	Sr Unsecured
XS1263054519	KAZAKS 5.125 25	KAZAKHSTAN	5.13	21/07/25	2,500	115.874	116.675	1.20	1.65	1.49	200,000	-0.80	2.58	4.26	Sr Unsecured
USP989MJBEO4	YPFDAR 8.5 25	ARGENTINA	8.50	28/07/25	1,500	70.485	72.241	1.82	17.93	17.23	1,000	-13.31	-14.76	3.49	Sr Unsecured
US836205AR58	SOAF 5.875 25	SOUTH AFRICA	5.88	16/09/25	2,000	108.285	109.025	0.47	4.00	3.84	200,000	0.37	-0.77	4.28	Sr Unsecured
XS1301525207	ALBRK 10.5 25	CAYMAN ISLANDS	10.50	30/11/25	250	95.565	96.475	3.94	10.49	10.25	200,000	-2.14	-6.64	0.04	Subordinated
XS1323608635	KFINCK 7.9 26	CAYMAN ISLANDS	7.90	17/02/26	350	97.762	99.429	1.27	7.73	7.34	200,000	-0.08	-4.51	0.33	
XS1319820897	SGCAZE 6.875 26	AZERBAIJAN	6.88	24/03/26	2,000	116.222	117.258	0.40	3.57	3.38	200,000	-2.27	0.51	4.62	
US105756AE07	BRAZIL 10.125 27	BRAZIL	10.13	15/05/27	765	139.302	140.478	4.22	3.41	3.25	1,000	0.05	-3.23	5.03	Sr Unsecured
XS1706923148	FCFIN 7.25 27	NETHERLANDS	7.25	09/11/27	150	91.000	94.668	3.14	7.85	7.13	200,000	0.56	2.36	1.86	Subordinated
XS1196496688	SOIAZ 6.95 30	AZERBAIJAN	6.95	18/03/30	750	121.779	123.154	0.52	4.14	3.98	200,000	-2.23	2.33	7.22	Sr Unsecured
US040114GL81	ARGENT 8.28 33	ARGENTINA	8.28	31/12/33	0	52.081	53.583	0.00	12.17	11.78	1		-6.22		Sr Unsecured
US105756BB58	BRAZIL 8.25 34	BRAZIL	8.25	20/01/34	1,369	137.463	138.575	1.95	4.47	4.38	1,000	-1.34	0.05	8.87	Sr Unsecured
US040114GK09	ARGENT 3.75 38	ARGENTINA	3.75	31/12/38	290	43.300	44.340	0.00	11.81	11.56	1				Sr Unsecured
USP98088AA83	VOTORA 7.25 41	LUXEMBOURG	7.25	05/04/41	610	128.787	129.308	0.20	4.99	4.96	200,000	-0.47	1.99	11.97	Sr Unsecured
USG21895AC44	CNPCC 5.95 41	BRITISH VIRGIN	5.95	28/04/41	500	144.180	146.170	2.76	3.04	2.94	200,000	-2.36	4.32	13.46	Sr Unsecured
US836205AS32	SOAF 5.375 44	SOUTH AFRICA	5.38	24/07/44	1,000	88.700	89.485	1.21	6.30	6.23	200,000	-0.60	-8.98	12.69	Sr Unsecured
XS1120709826	KAZAKS 4.875 44	KAZAKHSTAN	4.88	14/10/44	1,000	132.702	133.982	0.01	2.96	2.90	200,000	-2.27	9.64	15.90	Sr Unsecured
XS1263139856	KAZAKS 6.5 45	KAZAKHSTAN	6.50	21/07/45	1,500	157.260	158.446	1.52	3.15	3.10	200,000	-1.62	7.83	15.00	Sr Unsecured
US91086QBF46	MEX 4.6 46	MEXICO	4.60	23/01/46	2,857	109.101	110.021	1.05	4.02	3.97	200,000	-0.26	2.79	15.54	Sr Unsecured
US71647NAN93	PETBRA 6.85 2115	NETHERLANDS	6.85	05/06/15	2,449	109.828	110.798	2.47	6.24	6.18	2,000	-1.22	-3.52	15.49	Sr Unsecured

Euro Cinsinden

XS1731106347	CEMEX 2.75 24	MEXICO	2.75	05/12/24	650	99.155	100.277	0.99	2.97	2.68	100,000	0.78	-2.86	0.00	1st lien
XS0982711714	PETBRA 4.75 25	NETHERLANDS	4.75	14/01/25	541	110.312	111.520	3.57	2.18	1.90	100,000	-1.26	-5.13	3.81	Sr Unsecured
XS0213101073	PEMEX 5.5 25	MEXICO	5.50	24/02/25	1,000	102.158	103.104	3.52	4.93	4.69	10,000	-2.39	-8.00	3.79	Sr Unsecured
XS1813724603	TEVA 4.5 25	NETHERLANDS	4.50	01/03/25	898	99.878	100.908	0.55	4.53	4.27	100,000	1.03	16.22	0.00	Sr Unsecured
XS1824425182	PEMEX 3.625 25	MEXICO	3.63	24/11/25	650	90.167	91.186	3.23	5.91	5.66	100,000	-2.66	-9.66	4.45	Sr Unsecured
XS1211044075	TEVA 1.875 27	NETHERLANDS	1.88	31/03/27	700	86.481	87.636	1.02	4.32	4.09	100,000	1.35	23.46	0.00	Sr Unsecured
XS1172951508	PEMEX 2.75 27	MEXICO	2.75	21/04/27	1,250	81.204	82.272	1.33	6.36	6.13	100,000	-3.97	-11.10	5.74	Sr Unsecured
XS1568888777	PEMEX 4.875 28	MEXICO	4.88	21/02/28	1,250	88.878	89.964	3.16	6.84	6.64	100,000	-4.30	-13.30	5.90	Sr Unsecured
XS1439749364	TEVA 1.625 28	NETHERLANDS	1.63	15/10/28	750	81.573	82.731	0.00	4.41	4.21	100,000	0.16	20.49	7.39	Sr Unsecured
XS1824424706	PEMEX 4.75 29	MEXICO	4.75	26/02/29	1,250	86.726	87.809	3.01	6.88	6.69					

Devlet İç Borçlanma Senetleri

İŞ YATIRIM



Rapor Terimleri

Tanım	Kpn%	Vade Tarihi ↓	İhraç Tarihi	Vadeye kalan (ay/yıl)	İhrac (mn TL)	Hacim (mnTL)			Son İşlem Tarihi	Son Temiz Fiyat	Birikmiş Faiz	Basit Faiz (%)	Bileşik Faiz (%)	Faiz Değ.(Δbp)			3ay Bant				Dur.	Konv.	PVBP * 100
						1G	1H	3A St.dev						1G	1H	3A	Min(%)	Mak(%)	Ort(%)	Z-skor			
İskontolu Tahviller																							
TRT140421T13		14/04/21	15/01/20	6 m	12.334	1.9	442.8	1.82	12/10/20	94.520		11.50	11.83	27	33	242	7.89	13.39	10.31	0.84	0.47	0.00	0.45
TRT090621T18		09/06/21	11/03/20	8 m	27.331	9.3	181.0	1.75	12/10/20	92.885		11.65	11.88	27	22		8.17	13.37	10.63	0.71	0.62	0.01	0.57
TRT180821T15		18/08/21	22/07/20	10 m	1.705	0.9	20.8	1.36	09/10/20	90.882		11.70	11.79	20			9.57	13.02	11.40	0.29	0.80	0.01	0.70

Sabit Kuponlu Tahviller																							
TRT170221T12	5.35	17/02/21	24/02/16	4 m	15.689	2.5	508.0	1.62	12/10/20	99.780	1.62	11.20	11.61	13	14	268	8.04	13.05	10.32	0.80	0.33	0.00	0.34
TRT210421T14	10.45	21/04/21	24/04/19	6 m	19.928	5.7	148.2	1.78	12/10/20	104.600	9.99	11.58	11.92	16		254	7.75	13.34	10.16	0.99	0.45	0.00	0.52
TRT220921T18	4.6	22/09/21	28/09/16	11 m	17.910	5.9	610.1	1.93	12/10/20	97.175	0.51	12.44	12.83	3	40	335	8.08	13.77	11.24	0.82	0.87	0.01	0.85
TRT201021T25	6.9	20/10/21	23/10/19	12 m	27.160	6.5	13.4	1.70	02/10/20	101.100	6.29	12.62	13.02	-1			8.14	13.73	10.81	1.29	0.89	0.01	0.96
TRT120122T17	4.75	12/01/22	25/01/12	15 m	10.586	3.4	101.7	1.88	12/10/20	95.875	2.35	13.14	13.57	5	51	342	8.84	14.05	11.31	1.20	1.11	0.02	1.09
TRT020322T17	5.5	02/03/22	08/03/17	17 m	16.836	98.4	237.0	1.94	08/10/20	97.300	1.12	13.15	13.58	17	32	357	8.91	14.06	11.57	1.04	1.24	0.02	1.22
TRT040522T13	4.5	04/05/22	06/05/20	19 m	18.274	42.3	594.8	1.76	09/10/20	94.350	3.93	13.10	13.53	6	56	322	8.89	14.01	11.99	0.87	1.34	0.03	1.32
TRT170822T15	5.35	17/08/22	23/08/17	22 m	15.300	48.8	85.6	1.91	12/10/20	96.200	1.62	13.06	13.49	-19			9.01	14.62	11.63	0.97	1.59	0.03	1.56
TRT140922T17	4.25	14/09/22	26/09/12	23 m	10.771	20.0	197.2	1.94	12/10/20	92.575	0.63	12.97	13.39	2	54	314	8.67	14.32	11.70	0.87	1.69	0.04	1.58
TRT180123T10	6.1	18/01/23	24/01/18	28 m	19.629	45.9	363.7	1.84	09/10/20	98.100	2.75	13.17	13.60	0	61	293	9.23	14.81	12.16	0.78	1.88	0.05	1.90
TRT080323T10	3.55	08/03/23	20/03/13	29 m	16.985	1.8	83.7	1.60	09/10/20	87.700	0.64	13.20	13.64	27	39		9.02	14.83	11.94	1.06	2.09	0.06	1.85
TRT140623T19	8.1	14/06/23	20/06/18	32 m	10.660	2.8	18.2	1.60	09/10/20	106.500	5.21	13.22	13.66	-5		226	9.56	14.92	12.27	0.87	2.05	0.06	2.30
TRT270923T11	4.4	27/09/23	09/10/13	36 m	12.935	1.8	5.9	1.58	08/10/20	90.000	0.22	12.95	13.37	-12		180	9.70	14.93	12.16	0.77	2.50	0.08	2.27
TRT181023T19	10.05	18/10/23	24/10/18	37 m	2.601	0.6	6.2	1.25	29/09/20	117.200	8.89	13.09	13.52	30			9.90	14.48	12.05	1.17	2.16	0.07	2.73
TRT200324T13	5.2	20/03/24	02/04/14	42 m	7.586	1.4	18.8	1.39	08/10/20	93.000	0.46	12.97	13.39	40	37	182	10.20	14.73	12.49	0.65	2.78	0.10	2.60
TRT240724T15	4.5	24/07/24	06/08/14	46 m	19.469	9.0	225.2	1.41	09/10/20	88.200	1.85	13.03	13.45	-3	56	190	10.02	14.62	12.22	0.87	3.00	0.11	2.71
TRT120325T12	4	12/03/25	25/03/15	54 m	18.868	0.4	8.8	1.14	08/10/20	83.250	0.51	13.10	13.53			159	10.61	14.84	12.54	0.87	3.50	0.15	2.95
TRT011025T16	6.3	01/10/25	07/10/20	60 m	3.748	32.6	352.8	0.19	08/10/20	98.500		13.02	13.44	-8			12.99	13.52	13.36	0.41			
TRT110226T13	5.3	11/02/26	24/02/16	65 m	24.876	143.0	1,996.6	0.94	12/10/20	90.800	1.60	13.03	13.45	-8	45	109	11.08	14.59	12.86	0.63	3.83	0.19	3.56
TRT240227T17	5.5	24/02/27	08/03/17	78 m	16.108	4.1	40.9	0.92	12/10/20	91.050	1.24	13.10	13.53	-15		84	11.58	14.89	13.04	0.53	4.31	0.25	3.99
TRT110827T16	5.25	11/08/27	23/08/17	83 m	18.789	62.1	590.6	0.91	09/10/20	88.600	1.56	13.06	13.49	-12	42	83	11.62	14.84	13.11	0.42	4.53	0.28	4.08
TRT080328T15	6.2	08/03/28	21/03/18	90 m	10.587	1.0	25.2	0.94	12/10/20	96.250	0.92	13.20	13.64	4	53	93	11.61	14.82	13.07	0.61	4.66	0.30	4.57

Değişken Faizli Tahviller																						
TRT111120T18	5.03	11/11/20	20/11/13	1 m	14.612	1.0	476.6	1.03	09/10/20	99.960	4.20						9.41	11.87	10.33	0.11	0.00	0.08
TRT190521T17	4.89	19/05/21	28/05/14	7 m	12.869	1.0	9.4	1.11	30/09/20	99.500	3.60						9.22	11.86	10.55	0.19	0.00	0.13
TRT200422T14	5.65	20/04/22	29/04/15	18 m	12.604	20.7	77.9		30/06/20	99.000	2.17									0.41	0.00	0.31
TRT050624T19	4.86	05/06/24	14/06/17	44 m	12.739	1.0	5.0		31/12/19	100.600	1.05									0.65	0.01	0.42
TRT020725T10	4.71	02/07/25	11/07/18	57 m	2.833	0.6	0.7		31/12/19	100.000	10.00									0.40	0.01	0.02
TRT060825T15	4.36	06/08/25	15/08/18	59 m	18.085	10.0	99.7		08/06/20	99.101	3.51									0.41	0.01	0.18
TRT041126T11	4.75	04/11/26	13/11/19	74 m	17.499	1.0	55.8		30/09/20	100.000	3.68									0.37	0.01	0.12
TRT050527T17	4.75	05/05/27	13/05/20	80 m	17.574	1.0	2.3		30/09/20	99.000	3.68									0.33	0.01	0.11

TÜFE'ye Endeksli Tahviller																							
TRT060121T16	1.5	06/01/21	19/01/11	3 m	7.509	1.3	15.3	1.63	30/09/20	101.200	0.70	-1.43	-1.42				-1.89	4.90	2.27	-2.26	0.26	0.00	0.35

Devlet İç Borçlanma Senetleri

İŞ YATIRIM



Rapor Terimleri

Tanım	Kpn%	Vade Tarihi ↑	İhraç Tarihi	Vadeye kalan (ay/yıl)	İhrac (mn TL)	Hacim (mnTL)			Son İşlem Tarihi	Son Temiz Fiyat	Birikmiş Faiz	Basit Faiz (%)	Bileşik Faiz (%)	Faiz Değ.(Δbp)			3ay Bant				Dur.	Konv.	PVBP * 100
						1G	1H	3A St.dev						1G	1H	3A	Min(%)	Mak(%)	Ort(%)	Z-skor			
TRT210721T11	1.5	21/07/21	03/08/11	9 m	9.304	77.0	512.9	1.18	06/10/20	101.800	0.63	0.69	0.69	-1	-0.92	3.39	1.10	-0.35	0.74	0.01	0.97		
TRT230222T13	1.5	23/02/22	07/03/12	17 m	9.800	32.2	41.5	0.96	01/10/20	101.750	0.30	1.72	1.73	10	-0.01	4.76	2.80	-1.11	1.52	0.04	1.62		
TRT261022T10	1.0	26/10/22	07/11/12	25 m	10.355	0.0	29.9	0.83	30/09/20	101.150	0.85	1.43	1.44	-37	0.43	4.55	2.83	-1.67	2.06	0.06	2.37		
TRT030523T13	0.5	03/05/23	15/05/13	31 m	15.328	2.1	26.6	0.81	30/09/20	98.000	0.41	1.79	1.80	-27	0.65	4.36	2.53	-0.91	2.54	0.09	2.67		
TRT020823T11	1.5	02/08/23	14/08/13	34 m	8.477	1.1	15.5	0.70	20/08/20	103.000	0.13	1.92	1.93	14	1.03	4.42	2.91	-1.40	2.86	0.11	3.06		
TRT081123T10	1.4	08/11/23	20/11/13	37 m	8.497	2.2	33.8	0.71	30/09/20	102.700	1.08	1.90	1.91	33	1.28	4.24	3.02	-1.57	2.90	0.11	3.25		
TRT100124T17	2.1	10/01/24	16/01/19	39 m	13.041	0.6	8.1	0.86	30/06/20	109.300	1.94	1.49	1.50	-50	1.50	4.14	3.27	-2.07	3.26	0.14	2.06		
TRT080524T17	1.2	08/05/24	21/05/14	43 m	5.745	2.0	84.3	0.57	30/09/20	101.400	0.93	2.00	2.01		1.48	4.27	2.85	-1.48					
TRT050624T35	2.1	05/06/24	12/06/19	44 m	9.221	10.0	159.0	0.78	30/06/20	107.100	0.24	2.11	2.12	-5	34	1.54	4.05	2.92	-1.03				
TRT180924T11	1.0	18/09/24	01/10/14	48 m	8.054	1.9	12.1	0.68	30/09/20	99.500	0.04	2.13	2.14	9	1.51	4.44	2.97	-1.23					
TRT061124T11	1.6	06/11/24	13/11/19	50 m	7.137	0.0	13.4	0.53	06/10/20		1.29				1.56	3.28	2.67		3.72	0.18	2.21		
TRT290125T15	1.2	29/01/25	05/02/20	52 m	12.020	1.1	21.6	0.28	30/09/20	101.100	0.37	2.09	2.10	-1	1.61	2.52	2.10	0.01	3.93	0.19	2.22		
TRT160425T17	1.0	16/04/25	29/04/15	55 m	8.822	0.0	7.4	0.62	06/10/20		0.92				1.60	4.44	3.00		4.18	0.22	4.08		
TRT180625T13	0.8	18/06/25	24/06/20	57 m	10.939	1.0	24.6	0.22	30/09/20	97.000	0.41	2.17	2.18		1.58	2.18	1.93	1.12	4.30	0.23	2.27		
TRT140126T11	1.4	14/01/26	27/01/16	64 m	11.401	0.0	16.5	0.45	27/08/20		0.27				1.70	4.23	2.91						
TRT070727T13	1.5	07/07/27	19/07/17	82 m	13.623	1.5	5.4	0.68	29/07/20	102.500	0.12	2.50	2.52	16	1.85	4.60	3.49	-1.43					
TRT120128T11	1.5	12/01/28	24/01/18	88 m	7.585	0.8	4.8	0.99	30/06/20	107.100	1.28	1.89	1.90	-131	1.90	5.93	3.67	-1.79					
TRT280628T18		28/06/28	11/07/18		17.559	7.2	22.2	0.68	02/10/20	105.000		2.58	2.60	-1	1.94	4.21	3.08	-0.71					
TRT080530T19																							

Kamu Kira Sertifikası

TRD281020T26	3.8	28/10/20	29/04/20	1 m	5.705	0.1	35.5	1.68	12/10/20	99.800	3.51	11.83	12.52		7.11	12.52	8.61	2.32	0.04	0.00	0.04		
TRD111120T16	3.8	11/11/20	13/05/20	1 m	5.354	11.3	38.1	1.44	12/10/20	99.670	3.22	11.37	11.98		6.97	11.98	8.77	2.23	0.07	0.00	0.08		
TRD181120T19	9.0	18/11/20	21/11/18	1 m	3.241	0.0	1.0	1.86	12/10/20		7.18				7.21	13.40	9.36		0.09	0.00	0.11		
TRD100221T17	8.8	10/02/21	13/02/19	4 m	1.479	3.8	29.6	1.96	12/10/20	101.651	3.00	12.11	12.61	81	46	7.07	13.21	9.93	1.37	0.31	0.00	0.33	
TRD160621T17	10.6	16/06/21	19/06/19	8 m	1.606	0.0	10.4	1.98	12/10/20	105.350	6.84	12.52	12.91	-4	62	426	7.77	13.38	10.14	1.40	0.59	0.01	0.67
TRD140721T18	4.7	14/07/21	20/07/16	9 m	0.908	3.5	7.4	1.57	07/10/20	98.250	2.20	11.80	12.15	-5			7.80	13.55	10.15	1.27	0.70	0.01	0.71
TRD180821T13	7.4	18/08/21	21/08/19	10 m	0.847	0.1	14.8	1.54	12/10/20	101.900	2.24	12.32	12.70	-69	6		8.21	13.39	10.80	1.24	0.76	0.01	0.80
TRD151221T10	5.8	15/12/21	18/12/19	14 m	1.948	0.6	10.1	2.11	09/10/20	98.699	3.70	12.68	13.08	1	11		7.91	13.33	9.94	1.48	1.03	0.02	1.06
TRD260122T19	4.9	26/01/22	29/01/20	16 m	2.926	0.1	28.3	2.01	12/10/20	96.328	2.04	12.90	13.32	0		473	7.95	13.37	9.84	1.73	1.14	0.02	1.13
TRD090222T19	4.9	09/02/22	12/02/20	16 m	2.205	2.4	24.2	1.85	08/10/20	96.300	1.56	12.84	13.25	1	-23		7.90	13.48	10.21	1.64	1.19	0.02	1.18
TRD230322T10	5.3	23/03/22	25/03/20	18 m	0.600	1.0	13.2	2.07	02/10/20	97.100	0.35	12.87	13.28	12	-7		8.36	13.35	10.53	1.33	1.31	0.02	1.28

Özel Sektör Tahvilleri (TL)

İŞ YATIRIM



Rapor Terimleri

Kodu	Enstrüman	Kpn	Vade †	İhraç T.	Kpn Sıklık	Bir son. kupon t.	Toplam İhrac	Son İşlem Tarihi	Temiz Fiyat	Birikmiş Faiz	Getiri (%)	FaizΔ Son İki İşgünü			Fiyat Değ.			Hacim Ort.		Dur.	Konv.	PVBP * 100
												1G(Δ)	1H(Δ)	3A(Δ)	1G(Δ)	1H(Δ)	3A(Δ)	1H	3A			
Özkaynak Hes.Dahil Borç.Araçları																						
TRSTISB72712	Türkiye İş Bankası A.Ş.		27/07/27	08/08/17			1,100.00	07/10/20	100.300								0.1		3.45	2.73		
TRSVKFB92719	Türkiye Vakıflar Bankası		06/09/27	18/09/17			525.00	11/06/20										1.30	1.07			
TRSTHALE2716	Türkiye Halk Bankası		22/10/27	20/10/17			1,000.00	22/09/20										8.53	1.46			
TRSSKBKA2716	Şekerbank T.A.Ş.		10/12/27	22/12/17			300.00	01/10/20										0.13	1.58			
TRSSKBK52818	Şekerbank T.A.Ş.		11/05/28	24/05/18			150.00	07/07/20										0.04	0.78			
TRSTHAL62811	Türkiye Halk Bankası		04/07/28	03/07/18			1,950.00	17/02/20	99.957	1.85	14.6							0.15	0.01			
TRSTHAL92826	Türkiye Halk Bankası		13/09/28	26/09/18			2,979.80															
TRSEXIM92818	Türkiye İhracat Kredi E		14/09/28	27/09/18			2,901.76															
TRSFIBA10016	Fibabanka A.Ş.		12/03/29	20/03/19			100.00															
TRSTISB62911	Türkiye İş Bankası A.Ş.		06/06/29	19/06/19			800.00	02/10/20	100.200									0.26	0.55			
TRSYKKBK62914	Yapı Ve Kredi Bankası		20/06/29	03/07/19			500.00	05/08/20										3.03	0.25			
TRSTISB92918	Türkiye İş Bankası A.Ş.		13/09/29	26/09/19			350.00	29/09/20										0.82	0.06			
TRSVKFB92925	Türkiye Vakıflar Bankası		14/09/29	27/09/19			725.00	29/09/20	100.000					0				0.22	0.07			
TRSYKKBK92911	Yapı Ve Kredi Bankası		20/09/29	03/10/19			300.00	07/02/20	101.000									0.40	0.03			
TRSGRANE2915	Türkiye Garanti Bankası		07/10/29	09/10/19			252.88	07/10/20	100.000					0				1.31	0.15			
TRSSKBKA0017	Şekerbank T.A.Ş.		28/11/29	11/12/19			250.00	10/09/20										0.00	0.00			
TRSGRAN23013	Türkiye Garanti Bankası		14/02/30	14/02/20			750.00	26/08/20	101.519						0.879			0.66	0.64			

Kira Sertifikaları (Kot içi)																						
Kodu	Enstrüman	Kpn	Vade †	İhraç T.	Kpn Sıklık	Bir son. kupon t.	Toplam İhrac	Son İşlem Tarihi	Temiz Fiyat	Birikmiş Faiz	Getiri (%)	1G(Δ)	1H(Δ)	3A(Δ)	1G(Δ)	1H(Δ)	3A(Δ)	1H	3A	Dur.	Konv.	PVBP * 100
TRDZKVE2013	Ziraat Katılım Varlık K	8.20	14/10/20	08/07/20		14/10/2020	700.00	08/10/20	99.880	2.09	16.39	146			-0.005			1.49	2.26	0.01	0.000	0.01
TRDBRKT2018	Bereket Varlık Kiralaları	7.80	14/10/20	09/07/20		14/10/2020	175.00	08/10/20	99.890	1.97	15.27							1.99	0.28	0.01	0.000	0.01
TRDBRKT2026	Bereket Varlık Kiralaları	8.15	14/10/20	28/07/20		14/10/2020	200.00	08/10/20		1.63								1.04	0.13	0.01	0.000	0.01
TRDTFVKE2018	Türkiye Finans Varlık Kiralaları	0.00	15/10/20	06/08/20		15/10/2020	300.00	25/08/20	100.000		8.46							4.09	0.32			
TRDABVKE2013	Aktif Bank Sukuk Varlığı	13.75	23/10/20	25/10/19		23/10/2020	25.00	12/10/20		13.34								0.02	0.12	0.03	0.000	0.03
TRDYVKSE2016	Yatırım Varlık Kiralaları	13.00	23/10/20	26/06/20		23/10/2020	80.00	10/09/20		2.78								0.76	0.06	0.11	0.001	0.12
TRDKTVKE2011	Kuveyt Türk Kira Sertifikaları	8.00	27/10/20	27/07/20		27/10/2020	253.00	12/10/20		1.71								0.00	0.00			
TRDBRKT2034	Bereket Varlık Kiralaları	9.75	27/10/20	11/08/20		27/10/2020	250.00	12/10/20		1.68								0.29	0.58	0.04	0.000	0.04
TRDHVKA2019	Halk Varlık Kiralama Araçları	7.90	03/11/20	09/06/20		03/11/2020	105.00	12/10/20		2.73								0.00	0.05	0.06	0.000	0.06
TRDVVRK2012	Vakıf Varlık Kiralama Araçları	7.50	05/11/20	02/07/20		05/11/2020	410.00	12/10/20		2.12								0.81	0.19	0.06	0.000	0.06
TRDBRKT2010	Bereket Varlık Kiralaları	0.00	06/11/20	04/08/20		06/11/2020	310.00	12/10/20										0.99	0.25	0.06	0.000	0.07
TRDZKVK2015	Ziraat Katılım Varlık Kiralaları	8.40	06/11/20	28/07/20		06/11/2020	600.00	09/10/20		1.75								0.61	1.03			
TRDTFVKK2010	Türkiye Finans Varlık Kiralaları	8.90	06/11/20	11/05/20		06/11/2020	150.00	09/10/20		3.76								0.00	0.32			
TRDHVKA2027	Halk Varlık Kiralama Araçları	8.70	11/11/20	16/06/20		11/11/2020	100.00	02/10/20	99.988	2.65	8.93							0.01	0.00	0.10	0.001	0.10
TRDABVKA2015	Aktif Bank Sukuk Varlığı	8.90	13/11/20	03/07/20		13/11/2020	25.00	28/09/20		2.15								0.00	0.00	0.12	0.001	0.12
TRDHVKA2035	Halk Varlık Kiralama Araçları	8.10	18/11/20	23/06/20		18/11/2020	100.00	09/10/20	99.989	2.46	8.3							0.09	0.01	0.10	0.001	0.10
TRDZKVK2023	Ziraat Katılım Varlık Kiralaları	10.70	18/11/20	12/08/20		18/11/2020	700.00	12/10/20	99.760	1.82	13.64	4		0.015				1.11	1.35	0.09	0.001	0.10
TRDBRKT2044	Bereket Varlık Kiralaları	12.00	20/11/20	04/09/20		20/11/2020	200.00															
TRDEVKSK2012	Emlak Katılım Varlık Kiralaları	8.00	24/11/20	02/07/20		24/11/2020	400.00	23/09/20	99.988		8.2							0.07	0.01			
TRDVVRK2038	Vakıf Varlık Kiralama Araçları	0.00	25/11/20	13/08/20		25/11/2020	75.00	23/09/20										0.00	0.00			
TRDBRKT2036	Bereket Varlık Kiralaları	0.00	27/11/20	24/08/20		27/11/2020	50.00	24/09/20	100.000	12.48	-2	-2		0	0			1.94	0.15			
TRDABVKA2025	Aktif Bank Sukuk Varlığı		03/12/20	07/08/20			50.00															
TRDTFVKA2012	Türkiye Finans Varlık Kiralaları	7.80	04/12/20	08/06/20		04/12/2020	100.00	22/09/20		2.29								0.08	0.01	0.19	0.001	0.20
TRDTFVKA2020	Türkiye Finans Varlık Kiralaları	0.00	04/12/20	22/09/20		04/12/2020	500.00	09/10/20										3.12	0.35			
TRDBRKT2053	Bereket Varlık Kiralaları	12.10	04/12/20	11/09/20		04/12/2020	250.00	08/10/20										0.14	0.01			
TRDZKVA2017	Ziraat Katılım Varlık Kiralaları	12.40	04/12/20	25/08/20		04/12/2020	300.00	12/10/20		1.66								0.00	0.00	0.13	0.001	0.14
TRDVVRKA2014	Vakıf Varlık Kiralama Araçları	11.40	09/12/20	27/08/20		09/12/2020	275.00	09/10/20										0.53	0.06			
TRDHVKA2011	Halk Varlık Kiralama Araçları	7.80	09/12/20	14/07/20		09/12/2020	100.00	09/10/20		1.92								0.71	0.06	0.15	0.001	0.16
TRDNVKA2013	Nürol Varlık Kiralama Araçları	9.00	11/12/20	18/06/20		11/12/2020	100.00	09/10/20		2.86								0.00	0.00	0.15	0.001	0.16
TRDBRKT2012	Bereket Varlık Kiralaları	7.85	16/12/20	12/06/20	6	14/10/2020	300.00	02/10/20	99.054	1.12	13.22	388		-0.666				3.15	0.32	0.18	0.001	0.19
TRDHVKA2029	Halk Varlık Kiralama Araçları	12.80	16/12/20	03/09/20		16/12/2020	50.00															
TRDTFVKA2038	Türkiye Finans Varlık Kiralaları	0.00	16/12/20	30/09/20		16/12/2020	500.00	08/10/20	100.000	13.44	0			0				8.13	0.63			
TRDABVKA2033	Aktif Bank Sukuk Varlığı	0.00	17/12/20	21/08/20		17/12/2020	100.00	07/10/20										0.00	0.01	0.19	0.001	0.19
TRDZKVA2025	Ziraat Katılım Varlık Kiralaları	12.50	18/12/20	14/09/20		18/12/2020	700.00	12/10/20		0.99								2.46	0.35	0.17	0.001	0.18
TRDNVKA2021	Nürol Varlık Kiralama Araçları	9.00	18/12/20	01/07/20		18/12/2020	50.00															
TRDVVRKA2022	Vakıf Varlık Kiralama Araçları	12.00	18/12/20	10/09/20		18/12/2020	560.00	29/09/20										0.00	0.00			
TRDABVKA2017	Aktif Bank Sukuk Varlığı		23/12/20	26/06/20			22.50	06/10/20										0.00	0.00	0.20	0.001	0.20
TRDZKVK12114	Ziraat Katılım Varlık Kiralaları	12.80	06/01/21	29/09/20		06/01/2021	500.00	12/10/20		0.49								0.00	0.00	0.22	0.002	0.23
TRDHVKA12113	Halk Varlık Kiralama Araçları	8.10	06/01/21	06/08/20		06/01/2021	100.00	09/09/20	99.990	0.78	8.29							0.24	0.02	0.31	0.002	0.32
TRDABVKA12140	Aktif Bank Suk																					

Özel Sektör Tahvilleri (TL)

İŞ YATIRIM



Rapor Terimleri

Kodu	Enstrüman	Kpn	Vade †	İhraç T.	Kpn Sıklık	Bir son. kupon t.	Toplam İhrac	Son İşlem Tarihi	Temiz Fiyat	Birikmiş Faiz	Getiri (%)	FaizΔ Son İki İşgünü			Fiyat Değ.			Hacim Ort.		Dur.	Konv.	PVBP * 100
												1G(Δ)	1H(Δ)	3A(Δ)	1G(Δ)	1H(Δ)	3A(Δ)	1H	3A			
TRDTFVK12117	Türkiye Finans Varlık	0.00	08/01/21	12/06/20	12	30/10/2020	450.00	14/09/20									3.40	0.49	0.31	0.003	0.31	
TRDHVKA12121	Halk Varlık Kiralama	11.50	13/01/21	18/08/20		13/01/2021	40.00															
TRDBRKT12122	Bereket Varlık Kiralame	8.10	20/01/21	24/06/20	12	28/10/2020	300.00	12/10/20	99.589	0.60	14.13						6.09	1.14	0.26	0.002	0.27	
TRDBRKT12130	Bereket Varlık Kiralame	8.10	20/01/21	09/07/20		20/01/2021	250.00	02/10/20		1.95							2.26	0.18	0.28	0.002	0.29	
TRDKTVK12117	Kuveyt Türk Kira Serti	8.00	27/01/21	01/07/20		27/01/2021	300.00	12/10/20	100.000	2.28	8.04	-1		-9	0.001	0	3.73	1.53	0.28	0.002	0.29	
TRDABVK12124	Aktif Bank Sukuk Varlı		29/01/21	24/02/20			25.00	24/07/20									2.41	0.19				
TRDABVK12157	Aktif Bank Sukuk Varlı		29/01/21	09/10/20			35.00															
TRDABVK12116	Aktif Bank Sukuk Varlı	10.03	29/01/21	31/01/20		29/01/2021	25.00	09/10/20	98.779	7.01	13.87						0.62	0.07	0.28	0.002	0.30	
TRDYVKS22119	Yatırım Varlık Kiralam	14.00	02/02/21	06/08/20		02/02/2021	40.00															
TRDVVRK22117	Vakıf Varlık Kiralama	8.00	02/02/21	17/07/20		02/02/2021	300.00	01/09/20	98.000	1.03	13.35						0.07	0.01	0.40	0.003	0.40	
TRDHVKA22112	Halk Varlık Kiralama	12.00	03/02/21	01/09/20		03/02/2021	100.00	09/10/20									0.00	0.00				
TRDBRKT22113	Bereket Varlık Kiralame	8.50	05/02/21	28/07/20		05/02/2021	200.00	09/10/20		1.77							2.38	0.26	0.30	0.002	0.31	
TRDVVRK22125	Vakıf Varlık Kiralama	10.25	17/02/21	13/08/20		17/02/2021	115.00															
TRDHVKA22120	Halk Varlık Kiralama	13.15	24/02/21	29/09/20		24/02/2021	120.00	06/10/20									0.00	0.00				
TRDHVKA32111	Halk Varlık Kiralama	12.95	03/03/21	30/09/20		03/03/2021	100.00	02/10/20									0.00	0.00				
TRDHVKA32129	Halk Varlık Kiralama	13.15	10/03/21	06/10/20		10/03/2021	120.00															
TRDABVK32114	Aktif Bank Sukuk Varlı	10.03	12/03/21	13/03/20		12/03/2021	50.00	12/10/20		5.88							0.00	0.00	0.38	0.003	0.41	
TRDABVK32122	Aktif Bank Sukuk Varlı		23/03/21	26/06/20			22.50															
TRDTFVK32115	Türkiye Finans Varlık		31/03/21	02/09/20	12	11/11/2020	500.00	02/10/20									3.42	0.27				
TRDVVRK42115	Vakıf Varlık Kiralama	12.50	02/04/21	18/09/20		02/04/2021	300.00															
TRDTFVK42114	Türkiye Finans Varlık	12.50	09/04/21	09/09/20		09/04/2021	450.00															
TRDYVKS62115	Yatırım Varlık Kiralam	17.28	02/06/21	03/06/20	4	02/12/2020	50.00	08/10/20	101.025	1.75			0.025		1.025	1.68	0.13	0.15	0.004	0.15		
TRDEVKS62117	Emlak Katılım Varlık K	8.87	29/06/21	25/06/20	4	24/12/2020	100.00	03/07/20	100.185								0.28	0.02				
TRDABVK72110	Aktif Bank Sukuk Varlı		01/07/21	26/06/20			22.50	05/10/20									0.00	0.00	0.69	0.008	0.61	
TRDEVKS72116	Emlak Katılım Varlık K	8.25	27/07/21	23/07/20	4	22/10/2020	100.00															
TRDABVK92118	Aktif Bank Sukuk Varlı		20/09/21	26/06/20			22.50	01/10/20									0.00	0.00				
TRDABVK2116	Aktif Bank Sukuk Varlı		17/12/21	26/06/20			22.50															
TRDYVKS2119	Yatırım Varlık Kiralam	18.20	24/12/21	27/12/19	4	25/12/2020	150.00	01/10/20		0.35							0.01	0.52				
TRDYVKS32217	Yatırım Varlık Kiralam		09/03/22	11/03/20			75.00	02/10/20		1.14							0.00	0.02			0.18	
TRDABVK43012	Aktif Bank Sukuk Varlı		25/04/30	07/05/20	4	05/11/2020	420.00	02/10/20									0.00	0.00	0.04	0.001		

Finansman Bonoları (Kot içi)

TRFAKDNE2027	Akdeniz Faktoring A.Ş	13/10/20	06/07/20			13.20	28/07/20	97.883	10.67								0.00	0.00			
TRFSKFHE2015	Şeker Faktoring Hizmet	14/10/20	14/07/20			25.00	17/07/20	97.643	10.28								0.00	0.00			
TRFDZBKE2048	Denizbank A.Ş.	14/10/20	14/08/20			80.00															
TRFTCMDE2027	Tacirler Yatırım Menkü	15/10/20	13/08/20			28.00	30/09/20	99.458	14.13								0.00	0.00	0.04	0.000	0.04
TRFEKOFE2020	Eko Faktoring A.Ş.	15/10/20	14/08/20			11.70	09/10/20	99.811	12.18		1		0.062				0.11	0.01	0.01	0.000	0.01
TRFDSTFE2028	Destek Faktoring A.Ş.	16/10/20	20/08/20			17.10	07/10/20	99.717	12.17								0.07	0.01	0.02	0.000	0.02
TRFDZBKE2022	Denizbank A.Ş.	16/10/20	29/05/20			101.00	21/08/20	98.862	12.67	59			0.443				5.21	0.43			
TRFDZBKE2014	Denizbank A.Ş.	16/10/20	22/05/20			324.00	12/10/20										0.07	0.96			
TRFSKFKE2028	Şeker Finansal Kiralar	16/10/20	26/06/20			35.00	30/06/20	97.154	10.25								0.00	0.00			
TRFOYMDE2026	Oyak Yatırım Menkul İ	16/10/20	27/08/20			70.00	05/10/20										0.00	0.00			
TRFFNBKE2032	Qnb Finansbank A.Ş.	16/10/20	10/07/20			264.50	12/10/20										6.43	0.50	0.01	0.000	0.01
TRFTBAKE2015	Türkish Bank A.Ş	16/10/20	20/08/20			12.00															
TRFODEAE2032	Odea Bank A.Ş.	16/10/20	08/07/20			141.77	27/08/20										0.00	0.00	0.13	0.001	0.13
TRFODEAE2016	Odea Bank A.Ş.	16/10/20	12/06/20			38.15															
TRFTHALE2034	Türkiye Halk Bankası	16/10/20	14/08/20			63.00															
TRFVKFBE2057	Türkiye Vakıflar Banka	16/10/20	01/09/20			654.50	07/10/20	99.891	14.16								0.50	0.04			
TRFTCMDE2019	Tacirler Yatırım Menkü	19/10/20	27/07/20			35.00	30/09/20	99.315	14.12	128			1.249				0.49	0.04	0.05	0.000	0.05
TRFYKBKE2057	Yapı Ve Kredi Bankas	20/10/20	04/09/20			878.52	30/09/20										1.21	0.48			
TRFODEAE2099	Odea Bank A.Ş.	20/10/20	19/08/20			136.14															
TRFYKYME2025	Yapı Kredi Yatırım Mer	21/10/20	22/07/20			33.15		98.091	12.9	437			-0.351				0.47	0.04			
TRFSKMDE2028	Şeker Yatırım Menkul	21/10/20	26/08/20			18.63															
TRFAKBKE2014	Akbank T.A.Ş.	21/10/20	27/04/20			1,047.90	03/06/20	96.538	9.62	0			0			####	11.24				
TRFDSTFE2010	Destek Faktoring A.Ş.	21/10/20	29/07/20			10.00	23/09/20										0.06	0.00			
TRFTISBE2035	Türkiye İş Bankası A.Ş	22/10/20	23/07/20			1,157.00											0.30	0.02	0.04	0.000	0.04
TRFVKFBE2016	Türkiye Vakıflar Banka	23/10/20	08/05/20			65.67	04/09/20	98.350	13.2								1.40	0.11			
TRFVKFBE2024	Türkiye Vakıflar Banka	23/10/20	12/06/20			482.31	04/09/20	98.350	13.2								0.77	0.06			
TRFYKBKE2032	Yapı Ve Kredi Bankas	23/10/20	29/07/20			187.25		98.821	6.67	-212			0.356				0.72	0.06			
TRFDZFKE2028	Deniz Faktoring A.Ş.	23/10/20	06/07/20			130.00	09/10/20										0.43	0.03			
TRFFNBKE2040	Qnb Finansbank A.Ş.	23/10/20	17/07/20			413.95	07/10/20	99.433	13.84	-28			0.046				0.11	0.07	0.04	0.000	0.04

Özel Sektör Tahvilleri (TL)

İŞ YATIRIM



[Rapor Terimleri](#)

Kodu	Enstrüman	Kpn	Vade ↑	İhraç T.	Kpn Sıklık	Bir son. kupon t.	Toplam İhrac	Son İşlem Tarihi	Temiz Fiyat	Birikmiş Faiz	Getiri (%)	Faiz Δ Son İki İşgünü			Fiyat Değ.			Hacim Ort.		Dur.	Konv.	PVBP * 100
												1G(Δ)	1H(Δ)	3A(Δ)	1G(Δ)	1H(Δ)	3A(Δ)	1H	3A			
TRFSKFKE2010	Şeker Finansal Kiralar		23/10/20	24/06/20			35.00	26/06/20	96.873		10.23							0.00	0.00			
TRFZORNE2028	Zorlu Enerji Elektrik Ü		23/10/20	11/03/20			39.10	18/08/20										0.00	0.00	0.17	0.001	0.17
TRFZORNE2036	Zorlu Enerji Elektrik Ü		23/10/20	11/06/20			31.40	17/09/20										0.04	0.00	0.09	0.001	0.09
TRFYAKFE2014	Yapı Kredi Faktoring A		26/10/20	12/08/20			53.88															
TRFKNTFE2016	Kent Faktoring A.Ş.		26/10/20	26/08/20			11.00															
TRFODEAE2040	Odea Bank A.Ş.		26/10/20	13/07/20			188.31															
TRFODEAE2057	Odea Bank A.Ş.		26/10/20	21/07/20			16.71															
TRFTHALE2026	Türkiye Halk Bankası		27/10/20	29/07/20			477.00											0.00	0.00			
TRFTPFCE2022	Creditwest Faktoring A		27/10/20	17/07/20			12.00	12/10/20	99.474		13.69							0.19	0.01	0.04	0.000	0.04
TRFSKFHE2023	Şeker Faktoring Hizmet		27/10/20	24/07/20			25.00	28/07/20	97.591		10.27							0.00	0.00			
TRFPASHE2015	Pasha Yatırım Bank		27/10/20	19/08/20			31.00															
TRFDNFKE2014	Deniz Finansal Kiralar		28/10/20	10/07/20			110.00	07/10/20	99.258		13.83							0.04	0.00	0.05	0.000	0.05
TRFINFME2025	İnfo Yatırım Menkul De		28/10/20	29/07/20			10.00	11/09/20										0.11	0.01	0.08	0.000	0.08
TRFDZBKE2030	Denizbank A.Ş.		28/10/20	16/07/20			93.50															
TRFODEAK2018	Odea Bank A.Ş.		02/11/20	27/08/20			94.03															
TRFAKDNK2011	Akdeniz Faktoring A.Ş		02/11/20	01/09/20			11.40															
TRFAKYMK2017	Ak Yatırım Menkul De		02/11/20	01/09/20			145.00	15/09/20										0.42	0.03			
TRFFINFK2018	Qnb Finans Faktoring		02/11/20	27/08/20			132.02	07/10/20										0.00	0.00			
TRFTAMFK2011	Tam Faktoring A.Ş.		03/11/20	03/09/20			37.10	01/10/20										0.00	0.00			
TRFEKOFK2022	Eko Faktoring A.Ş.		04/11/20	28/08/20			9.30															
TRFGDKMK2016	Gedik Yatırım Menkul		04/11/20	15/06/20			37.50	02/10/20										0.00	0.00	0.08	0.000	0.08
TRFSUMFK2018	Sümer Faktoring A.Ş.		05/11/20	04/09/20			10.00															
TRFSKFKK2012	Şeker Finansal Kiralar		06/11/20	02/07/20			16.00	06/07/20	96.772		10.23							0.00	0.00			
TRFSKFKK2038	Şeker Finansal Kiralar		06/11/20	21/07/20			26.91															
TRFNURLK2028	Nurul Yatırım Bankası		06/11/20	22/07/20			50.00	25/09/20										0.07	0.01	0.10	0.001	0.10
TRFFNBKK2018	Qnb Finansbank A.Ş.		06/11/20	24/07/20			31.41	08/10/20										1.39	0.11	0.07	0.000	0.08
TRFDZBKK2024	Denizbank A.Ş.		06/11/20	28/07/20			8.00															
TRFTHALK2044	Türkiye Halk Bankası		06/11/20	28/08/20			670.00	06/10/20	99.120		14.39	115		0.17				0.28	0.02			
TRFTHALK2010	Türkiye Halk Bankası		06/11/20	23/07/20			155.00		99.120		14.39							0.14	0.01			
TRFDZBKK2040	Denizbank A.Ş.		06/11/20	14/08/20			10.00															
TRFLDFKK2018	Lider Faktoring A.Ş.		06/11/20	24/07/20			17.00	07/10/20										0.32	0.02	0.07	0.000	0.08
TRFFINFK2026	Qnb Finans Faktoring		09/11/20	03/09/20			59.46	07/09/20	97.847		13.44							0.68	0.05			
TRFFFKRK2010	Qnb Finans Finansal İ		10/11/20	12/08/20			37.70															
TRFLDFKK2026	Lider Faktoring A.Ş.		10/11/20	07/09/20			22.00	17/09/20	98.113		13.74							0.00	0.00			
TRFDZBKK2032	Denizbank A.Ş.		11/11/20	12/08/20			10.00		97.954		13.17							0.17	0.01			
TRFYTFMK2013	Yatırım Finansman Me		11/11/20	23/07/20			116.00															
TRFSKMDK2012	Şeker Yatırım Menkul		11/11/20	07/08/20			5.85															
TRFSKMDK2046	Şeker Yatırım Menkul		11/11/20	02/10/20			13.37															
TRFSKMDK2020	Şeker Yatırım Menkul		11/11/20	18/08/20			2.95															
TRFDEVRK2010	Devir Faktoring		12/11/20	14/08/20			11.07															
TRFYKBKK2018	Yapı Ve Kredi Bankas		13/11/20	08/09/20			272.00															
TRFSKFKK2046	Şeker Finansal Kiralar		13/11/20	29/07/20			16.27															
TRFSKFKK2053	Şeker Finansal Kiralar		13/11/20	09/09/20			21.00	11/09/20	97.764		14							0.00	0.00			
TRFDZFKK2012	Deniz Faktoring A.Ş.		13/11/20	29/07/20			28.00	21/08/20	98.137		8.52							0.28	0.02			
TRFDZFKK2020	Deniz Faktoring A.Ş.		13/11/20	19/08/20			18.40															
TRFDNFKK2016	Deniz Finansal Kiralar		13/11/20	19/08/20			20.30															
TRFMCBFFK2019	Mercedes-Benz Finan		16/11/20	20/05/20			75.00	12/10/20										0.84	0.07	0.09	0.001	0.09
TRFTCMDK2011	Tacirler Yatırım Menk		18/11/20	09/09/20			60.00	07/10/20										0.00	0.00			
TRFNURLK2036	Nurul Yatırım Bankası		18/11/20	19/08/20			100.00															
TRFSKFHK2017	Şeker Faktoring Hizmet		18/11/20	11/09/20			28.36															
TRFAKDNK2029	Akdeniz Faktoring A.Ş		19/11/20	14/09/20			11.35															
TRFEKOFK2014	Eko Faktoring A.Ş.		19/11/20	22/07/20			10.40	09/10/20										0.14	0.01	0.10	0.001	0.10
TRFSKMDK2038	Şeker Yatırım Menkul		20/11/20	02/09/20			19.26															
TRFFNBKK2026	Qnb Finansbank A.Ş.		20/11/20	28/08/20			209.14	09/10/20										2.92	0.23			
TRFVKFBK2042	Türkiye Vakıflar Bank		20/11/20	10/07/20			262.77	04/09/20	97.431		13.13							2.05	0.16			
TRFDEVRK2028	Devir Faktoring		20/11/20	17/09/20			6.20															
TRFODEAK2026	Odea Bank A.Ş.		24/11/20	17/09/20			134.68															
TRFPHCMK2011	Phillipcapital Menkul		24/11/20	25/08/20			50.50	12/10/20										2.79	0.25	0.11	0.001	0.11
TRFFFKRK2028	Qnb Finans Finansal İ		24/11/20	01/09/20			25.50	07/10/20										0.00	0.00			
TRFAKFTK2013	Ak Faktoring A.Ş.		25/11/20	23/07/20			18.00	07/10/20										0.28	0.02	0.12	0.001	0.13
TRFSKFKK2020	Şeker Finansal Kiralar		25/11/20	10/07/20			28.50	14/07/20	96.493		10.21							0.00	0.00			
TRFALNFK2018	Alternatif Bank A.Ş.		25/11/20	26/08/20			51.50															
TRFISFAK2018	İş Faktoring A.Ş.		26/11/20	28/08/20			330.80	07/10/20										0.28	0.02			

Özel Sektör Tahvilleri (TL)

İŞ YATIRIM



Rapor Terimleri

Kodu	Enstrüman	Kpn	Vade †	İhraç T.	Kpn Sıklık	Bir son. kupon t.	Toplam İhraç	Son İşlem Tarihi	Temiz Fiyat	Birikmiş Faiz	Getiri (%)	FaizΔ Son İki İşgünü			Fiyat Değ.			Hacim Ort.		Dur.	Konv.	PVBP * 100
												1G(Δ)	1H(Δ)	3A(Δ)	1G(Δ)	1H(Δ)	3A(Δ)	1H	3A			
TRFHSBC52115	Hsbc Bank A.Ş.		05/05/21	07/10/20			1,000.00	12/10/20	92.230		15.49						0.30	0.02				
TRFKORT52118	Korteks Mensucat Sar		07/05/21	10/08/20			26.95															
TRFAKYB52111	Aktif Yatırım Bankası /		26/05/21	27/05/20			148.85															
TRFNURL52116	Nurul Yatırım Bankası		26/05/21	27/05/20			50.00	01/09/20									0.00	0.00	0.70	0.008	0.64	
TRFGKYH52115	Gedik Yatırım Holding		27/05/21	28/05/20			12.00	12/10/20									0.00	0.00				
TRFDZBK62111	Denizbank A.Ş.		10/06/21	11/06/20			400.00	06/10/20									1.86	0.14	0.64	0.007	0.60	
TRFTHAL62115	Türkiye Halk Bankası /		10/06/21	15/06/20			328.00	06/10/20									0.00	0.00	0.63	0.007	0.56	
TRFGLMD62116	Global Yatırım Holding		24/06/21	06/10/20			37.12															
TRFAKYB72119	Aktif Yatırım Bankası /		06/07/21	07/07/20			399.90															
TRFGDKM72117	Gedik Yatırım Menkul		12/07/21	13/07/20			44.30	16/07/20									0.00	0.00				
TRFKCTF72116	Koç Finansman A.Ş.		27/07/21	28/07/20			50.00	07/08/20									0.00	0.00				
TRFAKYB82118	Aktif Yatırım Bankası /		31/08/21	01/09/20			315.53															
TRFMCBFE2116	Mercedes-Benz Finan		04/10/21	05/10/20			100.00															
TRSYAKF12218	Yapı Kredi Faktoring A		05/01/22	09/07/20			90.00	14/08/20	83.422		13.88						0.48	0.04				

Kot içi Finansman Bonoları (Kuponlu)

TRFATAYE2028	Ata Gayrimenkul Yatır	10.88	16/10/20	18/10/19	4	16/10/2020	50.00	08/10/20			2.50						0.06	0.05	0.02	0.000	0.02	
TRFERTE2014	Ereğli Tekstil Turizm S	14.00	19/10/20	09/03/20	12	19/10/2020	84.60	07/10/20			0.65						0.00	0.00	0.03	0.000	0.03	
TRFTHALE2018	Türkiye Halk Bankası /	10.02	23/10/20	08/11/19	12	23/10/2020	211.00	28/09/20	100.450			0.45					0.01	0.17				
TRFDVYAE2013	Denge Varlık Yönetimi	12.40	23/10/20	25/10/19	4	23/10/2020	9.00	07/10/20			2.58						0.36	0.03				0.04
TRFZORNE2010	Zorlu Enerji Elektrik Ü	21.50	23/10/20	31/10/19	4	23/10/2020	54.68	04/08/20	100.188		0.35		-0.028	-0.11			0.83	0.06				0.21
TRFGRANE2027	Türkiye Garanti Banka		27/10/20	23/07/20	12	27/10/2020	711.75	12/10/20	100.520								0.60	0.05	0.04	0.000		
TRFTCZBE2016	T.C. Ziraat Bankası A.		27/10/20	27/08/20			500.00															
TRFBVYSE2015	Birikim Varlık Yönetim	14.50	27/10/20	13/05/20	12	27/10/2020	26.00	07/10/20	100.000		0.32	15.48					0.09	0.01	0.05	0.000	0.05	
TRFZORFK2012	Zorlu Faktoring A.Ş.	16.50	05/11/20	30/01/20	12	05/11/2020	31.00															
TRFDZBKK2073	Denizbank A.Ş.	12.50	06/11/20	28/08/20	12	06/11/2020	17.00															
TRFTCZBK2018	T.C. Ziraat Bankası A.		06/11/20	10/09/20		06/11/2020	225.00	28/09/20									0.00	0.00				
TRFERTTK2016	Ereğli Tekstil Turizm S	11.50	09/11/20	20/07/20	12	09/11/2020	41.00	07/10/20			0.76						0.00	0.00	0.08	0.000	0.09	
TRFDZBKK2081	Denizbank A.Ş.	12.50	11/11/20	02/09/20	12	11/11/2020	100.00															
TRFDZBKK2099	Denizbank A.Ş.	12.50	11/11/20	04/09/20	12	11/11/2020	195.00															
TRFVKFBK2059	Türkiye Vakıflar Banka		13/11/20	14/08/20		13/11/2020	621.12	25/08/20									0.00	0.00				
TRFTHALK2028	Türkiye Halk Bankası /		13/11/20	14/08/20		13/11/2020	288.00															
TRFTHALK2036	Türkiye Halk Bankası /	0.00	13/11/20	19/08/20		13/11/2020	146.00															
TRFHYYTK2010	Dünya Varlık Yönetim	14.18	13/11/20	15/11/19	4	13/11/2020	59.00	09/10/20	100.000		2.29						0.58	0.12				0.09
TRFKORTK2013	Korteks Mensucat Sar	16.00	16/11/20	26/12/19	12	04/11/2020	38.11	29/09/20	100.000		1.14			0			0.25	0.04				0.01
TRFKORTK2021	Korteks Mensucat Sar	16.00	16/11/20	05/05/20	12	16/11/2020	49.10	18/09/20			0.61						0.00	0.00	0.14	0.001	0.15	
TRFTPFCK2016	Creditwest Faktoring /	16.15	16/11/20	17/02/20	4	16/11/2020	19.50	03/09/20	100.000		0.80						0.18	0.02				0.20
TRFDZBKK2057	Denizbank A.Ş.		20/11/20	21/08/20			65.00	26/08/20	100.154								4.29	0.33				
TRFDZBKK2065	Denizbank A.Ş.		20/11/20	26/08/20			110.00															
TRFGLMCK2016	Global Menkul Değerli	13.50	26/11/20	24/08/20		26/11/2020	18.62															
TRFGRANA2021	Türkiye Garanti Banka	8.25	04/12/20	04/06/20	12	04/11/2020	20.77															
TRFMLPCA2017	Mlp Sağlık Hizmetleri /	17.10	04/12/20	20/12/19	12	19/10/2020	150.00	07/10/20	100.500		0.94						0.14	0.05				0.03
TRFYKBAK2010	Yapı Ve Kredi Bankas		08/12/20	04/08/20	12	06/11/2020	860.43	06/10/20	100.000								0.49	0.04	0.02	0.000		
TRFERTTA2018	Ereğli Tekstil Turizm S	12.00	14/12/20	01/06/20	12	19/10/2020	45.00															
TRFNHOLA2012	Nurul Holding A.Ş.	15.75	16/12/20	18/12/19	4	16/12/2020	30.00	15/09/20									0.00	0.01	0.23	0.002	0.24	
TRFZORNA2014	Zorlu Enerji Elektrik Ü	16.50	16/12/20	17/04/20	12	22/10/2020	9.83	21/04/20			0.23						0.00	0.00				
TRFATFKA2015	Atılım Faktoring A.Ş.	10.00	17/12/20	24/06/20		17/12/2020	10.00															
TRFYKBAK2036	Yapı Ve Kredi Bankas		23/12/20	14/08/20	12	19/10/2020	231.00										0.00	0.00				
TRFGRANA2047	Türkiye Garanti Banka		24/12/20	26/08/20	12	14/11/2020	261.70	05/10/20	100.000								0.00	0.00				
TRFDZBKA2042	Denizbank A.Ş.	9.10	28/12/20	16/06/20	12	03/11/2020	102.00	24/09/20									2.01	0.16				
TRSERTTA2013	Ereğli Tekstil Turizm S	14.00	29/12/20	30/12/19		29/12/2020	50.00															
TRFATAYA2014	Ata Gayrimenkul Yatır	16.00	30/12/20	30/09/20		30/12/2020	50.00															
TRFZORF12119	Zorlu Faktoring A.Ş.	13.50	05/01/21	23/06/20	12	10/11/2020	35.00															
TRFYKBAK12148	Yapı Ve Kredi Bankas		08/01/21	21/08/20	12	30/10/2020	72.00															
TRFODEA12123	Odea Bank A.Ş.	9.50	08/01/21	12/06/20	12	09/11/2020	131.20															
TRFSKBK12116	Şekerbank T.A.Ş.	9.75	11/01/21	29/06/20	12	19/10/2020	100.00	07/10/20	99.800		0.45	10.12	-358				2.15	0.58				
TRFERTT12114	Ereğli Tekstil Turizm S	16.50	11/01/21	21/09/20	12	19/10/2020	41.00	29/09/20									0.00	0.00				
TRFTHAL12110	Türkiye Halk Bankası /		11/01/21	13/01/20	12	11/11/2020	151.00															
TRFAKBK121B7	Akbank T.A.Ş.	9.25	14/01/21	26/06/20	6	11/11/2020	461.00	09/09/20			0.20						0.00	0.00	0.32	0.003	0.33	
TRFODEA12131	Odea Bank A.Ş.	9.50	15/01/21	24/06/20	12	22/10/2020	60.29															
TRFKORT12112	Korteks Mensucat Sar	15.00	20/01/21	29/01/20	4	27/10/2020	91.37	12/10/20			3.12						0.00	0.01	0.04	0.000	0.04	

Özel Sektör Tahvilleri (TL)

İŞ YATIRIM



[Rapor Terimleri](#)

Kodu	Enstrüman	Kpn	Vade ↑	İhraç T.	Kpn Sıklık	Bir son. kupon t.	Toplam İhraç	Son İşlem Tarihi	Temiz Fiyat	Birikmiş Faiz	Getiri (%)	Faiz Δ Son İki İşgünü			Fiyat Değ.			Hacim Ort.		Dur.	Konv.	PVBP * 100	
												1G(Δ)	1H(Δ)	3A(Δ)	1G(Δ)	1H(Δ)	3A(Δ)	1H	3A				
TRFGDKM12113	Gedik Yatırım Menkul	9.60	20/01/21	20/07/20	12	20/10/2020	48.61	18/09/20										0.00	0.00				
TRFAKBK12197	Akbank T.A.Ş.	9.25	21/01/21	19/06/20	6	20/10/2020	787.05	30/09/20		0.64								71.49	5.56	0.29	0.002	0.30	
TRFTBAK12115	Türkisch Bank A.Ş.	9.50	22/01/21	20/07/20		22/01/2021	11.00																
TRFSKBK12124	Şekerbank T.A.Ş.	0.00	25/01/21	13/07/20	12	02/11/2020	100.00	05/08/20	100.000		9.25	0		0				6.25	0.49				
TRFODEA12149	Odea Bank A.Ş.	9.40	25/01/21	29/06/20	12	27/10/2020	31.91																
TRFAKBK12155	Akbank T.A.Ş.	9.40	26/01/21	12/06/20	6	11/12/2020	362.63	14/08/20										16.14	1.25				
TRFBASR12138	Başer Faktoring A.Ş.	13.25	29/01/21	11/02/20	4	09/11/2020	5.00	12/06/20		5.10								0.00	0.00	0.42	0.004	0.51	
TRFODEA12156	Odea Bank A.Ş.	9.50	29/01/21	03/07/20	12	31/10/2020	115.37																
TRFZORF22118	Zorlu Faktoring A.Ş.	16.00	03/02/21	19/08/20	12	14/10/2020	20.00																
TRFBASR22111	Başer Faktoring A.Ş.	13.25	04/02/21	11/02/20	4	09/11/2020	5.00																
TRFODEA22114	Odea Bank A.Ş.	9.50	05/02/21	10/07/20	12	07/11/2020	58.88																
TRFZORN22112	Zorlu Enerji Elektrik Ü	15.00	12/02/21	21/02/20	4	20/11/2020	102.42	12/10/20	99.000					-0.1		-1.1	0.75	0.07					
TRFTBAK22114	Türkisch Bank A.Ş.	12.00	23/02/21	20/08/20	12	21/10/2020	2.00																
TRFODEA22122	Odea Bank A.Ş.	9.80	23/02/21	28/07/20	12	26/10/2020	50.42																
TRFGRAN32128	Türkiye Garanti Banka		01/03/21	31/08/20	12	28/10/2020	171.00	07/10/20										0.00	0.00				
TRFKORT32110	Korteks Mensucat Sar	15.00	03/03/21	23/03/20	4	21/12/2020	3.57																
TRFZORF32117	Zorlu Faktoring A.Ş.	14.00	03/03/21	04/03/20	12	14/10/2020	33.00																
TRFTEBK32115	Türk Ekonomi Bankas	9.43	05/03/21	05/06/20	4	04/12/2020	2,794.75	09/10/20		0.98								5.86	1.32	0.37	0.003	0.38	
TRFBVYS32112	Birikim Varlık Yönetim	14.00	10/03/21	11/03/20	12	21/10/2020	26.50	25/06/20		0.88								0.00	0.00				
TRFTEBK32123	Türk Ekonomi Bankas	9.43	12/03/21	12/06/20	4	11/12/2020	567.82	12/08/20	98.370		14.07	0		0.01				2.14	0.17				
TRFTEBK32156	Türk Ekonomi Bankas	10.80	12/03/21	14/08/20	12	12/11/2020	4.86																
TRFDZBK32114	Denizbank A.Ş.		12/03/21	17/06/20			110.00																
TRFDZBK32122	Denizbank A.Ş.		19/03/21	22/07/20			51.00	19/08/20	98.565		13.71	12	12	0	0			2.22	0.17				
TRFDZBK32130	Denizbank A.Ş.	0.00	19/03/21	24/07/20	12	04/11/2020	76.00	25/09/20										0.37	0.03	0.47	0.005	0.47	
TRFTEBK32131	Türk Ekonomi Bankas	9.43	19/03/21	19/06/20	4	18/12/2020	401.04	25/09/20		0.26								0.00	0.00	0.44	0.004	0.46	
TRFDZYO32118	Deniz Gayrimenkul Ya		22/03/21	23/03/20		22/03/2021	41.85																
TRFTEBK42122	Türk Ekonomi Bankas	9.60	15/04/21	10/07/20	12	11/11/2020	77.37																
TRFTEBK42130	Türk Ekonomi Bankas	9.60	22/04/21	17/07/20	12	19/10/2020	142.23																
TRFTEBK42114	Türk Ekonomi Bankas	9.60	22/04/21	26/06/20	12	26/10/2020	266.18	16/09/20		0.60								2.26	0.18	0.54	0.006	0.57	
TRFSUVY52110	Sümer Varlık Yönetimi		05/05/21	26/08/20	4	18/11/2020	12.00																
TRFBOVY52119	Boğaziçi Varlık Yöneti	13.52	07/05/21	08/05/20	4	06/11/2020	30.00	01/10/20		2.07								0.02	0.00				0.10
TRFZORN62126	Zorlu Enerji Elektrik Ü	14.75	03/06/21	17/07/20	6	16/11/2020	47.24																
TRFZORN62118	Zorlu Enerji Elektrik Ü	14.50	03/06/21	11/06/20	4	09/12/2020	40.87	12/10/20										0.15	0.01	0.22	0.009		
TRFSUVY62119	Sümer Varlık Yönetimi	16.50	04/06/21	05/06/20	4	04/12/2020	34.69																
TRFTEBK62112	Türk Ekonomi Bankas	9.43	07/06/21	12/06/20	12	09/11/2020	309.43	01/09/20	100.000	0.57	9.9							1.00	0.12	0.70	0.008	0.81	
TRFHVT62114	Dünya Varlık Yönetim		25/06/21	26/06/20	4	25/12/2020	40.00	25/09/20	100.000					-1.693				0.42	0.03				
TRFATFK92118	Atılım Faktoring A.Ş.	13.67	01/09/21	03/09/20	4	03/12/2020	10.00																
TRFTHAL92112	Türkiye Halk Bankası	0.00	10/09/21	11/09/20	4	11/12/2020	252.00																
TRFDVYS92112	Dünya Varlık Yönetim		20/09/21	21/09/20	4	21/12/2020	29.00																
TRFZORN92115	Zorlu Enerji Elektrik Ü		23/09/21	30/09/20	4	30/12/2020	9.85																
TRFATFK92126	Atılım Faktoring A.Ş.	13.94	28/09/21	30/09/20	4	30/12/2020	15.00																

Özel Sektör Tahvilleri

Özel Sektör Tahvilleri (Kot İçi)

TRSKRSNE2018	Karsan Otomotiv Sanç	14.32	13/10/20	17/10/17	4	13/10/2020	88.00	12/10/20		3.53								0.63	0.09	0.00	0.000	0.00
TRSMGTIE2015	Migros Ticaret A.Ş.	12.69	21/10/20	24/10/18	4	21/10/2020	46.00	09/10/20		2.85								0.05	0.00	0.02	0.000	0.03

Özel Sektör Tahvilleri (TL)

İŞ YATIRIM

Rapor Terimleri

Kodu	Enstrüman	Kpn	Vade ↑	İhraç T.	Kpn Sıklık	Bir son. kupon t.	Toplam İhrac	Son İşlem Tarihi	Temiz Fiyat	Birikmiş Faiz	Getiri (%)	FaizΔ Son İki İşgünü			Fiyat Değ.			Hacim Ort.		Dur.	Konv.	PVBP * 100	
												1G(Δ)	1H(Δ)	3A(Δ)	1G(Δ)	1H(Δ)	3A(Δ)	1H	3A				
TRSAKYBE2039	Aktif Yatırım Bankası /		23/10/20	26/10/18			399.35	19/12/19															
TRSORFNE2019	Orfin Finansman A.Ş.	13.45	30/10/20	27/10/17	4	30/10/2020	150.00	21/09/20		2.21							0.02	0.00					
TRSISGYK2014	İş Gayrimenkul Yatırım		13/11/20	23/10/19			50.00	22/09/20	98.182		13.75	15		0.461			0.08	0.14	0.13	0.001			0.13
TRSTISBK2016	Türkiye İş Bankası A.Ş.		16/11/20	14/11/19			348.10	16/04/20	97.398		12.29						0.70	0.11	0.55	0.006			0.51
TRSKORTK2034	Korteks Mensucat Sar	18.50	16/11/20	14/11/19	12	26/10/2020	26.48	25/09/20	100.000	0.20	20.17	114		-0.5			0.10	0.01	0.12	0.001			0.13
TRSKORTK2018	Korteks Mensucat Sar	32.00	16/11/20	20/05/19	2	16/11/2020	8.18	18/06/20		2.81							0.00	0.00					0.27
TRSKORTK2026	Korteks Mensucat Sar	32.00	16/11/20	01/07/19	2	16/11/2020	2.10																
TRSHZRFK2016	Huzur Faktoring A.Ş.	18.00	23/11/20	22/11/19	12	02/11/2020	4.32																
TRSIGYA2016	İş Gayrimenkul Yatırım		11/12/20	03/12/19			68.80	22/09/20	97.230		13.68	15		0.445			0.86	0.17	0.20	0.001			0.20
TRSZORNA2019	Zorlu Enerji Elektrik Ü	9.80	16/12/20	31/05/19		16/12/2020	5.65																
TRSZORNA2027	Zorlu Enerji Elektrik Ü	9.29	16/12/20	14/06/19	2	12/12/2020	1.80	21/08/19									0.00	0.00					
TRSZORNA2035	Zorlu Enerji Elektrik Ü	18.50	16/12/20	05/12/19	12	15/10/2020	24.04	07/01/20	100.500		19.2						0.16	0.01					
TRSHEKTA2014	Hektaş Ticaret A.Ş.	15.10	18/12/20	21/12/18	4	18/12/2020	38.00	09/10/20		0.99							0.01	0.02					
TRSFNBK12110	Qnb Finansbank A.Ş.		08/01/21	03/01/20	4	08/01/2021	99.04	17/09/20									8.58	0.67					
TRSBOLU12115	Oyak Çimento Fabrika	9.87	11/01/21	14/01/19	4	11/01/2021	50.00	07/09/20									0.00	0.05					
TRSKORT12115	Korteks Mensucat Sar	30.00	20/01/21	26/07/19	4	21/10/2020	9.32	02/08/19	104.000					-2			0.10	0.01					
TRSZORN12116	Zorlu Enerji Elektrik Ü	30.00	20/01/21	24/07/19	4	21/10/2020	24.31	11/03/20	105.000	4.11				-5			0.28	0.02					0.12
TRSZORN12124	Zorlu Enerji Elektrik Ü	21.00	20/01/21	20/09/19	4	18/12/2020	12.18	09/07/20	100.000	1.21							0.16	0.01					0.19
TRSTPRS12115	Tüpraş-Türkiye Petrol		22/01/21	25/01/19	4	23/10/2020	250.00	01/10/20						-0.005			1.05	0.40	0.07	0.000			0.06
TRSIGY12113	İş Gayrimenkul Yatırım	10.63	25/01/21	28/01/19	4	26/10/2020	100.00	07/10/20	100.000	2.13				0			0.04	0.07					0.05
TRSAKYB12118	Aktif Yatırım Bankası /		29/01/21	01/02/19			300.00																
TRSAKBK12117	Akbank T.A.Ş.		29/01/21	09/10/19			150.00	05/10/20									0.00	0.07					
TRSTPRS22114	Tüpraş-Türkiye Petrol	9.15	05/02/21	08/02/19	4	06/11/2020	400.00	02/10/20		1.48							0.41	0.39	0.09	0.000			0.09
TRSBARCL22117	Arçelik A.Ş.	11.43	12/02/21	15/02/19	4	13/11/2020	500.00	09/10/20		1.85							0.12	0.27	0.13	0.000			0.09
TRSOPAS22111	Opet Petrolcülük A.Ş.	14.88	18/02/21	22/02/18	4	19/11/2020	75.00	16/04/20	100.000	2.02							0.44	0.13	0.09	0.000			0.09
TRSOPAS22129	Opet Petrolcülük A.Ş.	13.31	19/02/21	22/02/19	4	23/11/2020	250.00	02/10/20		1.60							0.09	0.30					0.13
TRSENJR22110	Enerjisa Enerji A.Ş.	4.75	23/02/21	02/03/17	2	23/02/2021	405.00	06/10/20		0.56							0.87	0.37					
TRSMGTI22115	Migros Ticaret A.Ş.	15.05	24/02/21	27/02/19	4	25/11/2020	200.00	06/10/20		1.73							0.39	0.16	0.15	0.000			0.14
TRSKORT32113	Korteks Mensucat Sar	25.00	03/03/21	29/08/19	4	26/11/2020	5.32	23/09/19	103.500					3.5			0.06	0.00					
TRSHEKT32123	Hektaş Ticaret A.Ş.	13.74	10/03/21	13/03/19	4	01/12/2020	57.00	12/10/20		1.28							0.00	0.02	0.22	0.001			0.13
TRSYKKBK32115	Yapı Ve Kredi Bankas		11/03/21	13/02/20	4	03/12/2020	286.45	08/09/20									2.34	0.24					
TRSBOLU12115	Oyak Çimento Fabrika	9.87	11/01/21	14/01/19	4	11/01/2021	50.00	07/09/20									0.00	0.05					
TRSKORT12115	Korteks Mensucat Sar	30.00	20/01/21	26/07/19	4	21/10/2020	9.32	02/08/19	104.000					-2			0.10	0.01					
TRSZORN12116	Zorlu Enerji Elektrik Ü	30.00	20/01/21	24/07/19	4	21/10/2020	24.31	11/03/20	105.000	4.11				-5			0.28	0.02					0.12
TRSZORN12124	Zorlu Enerji Elektrik Ü	21.00	20/01/21	20/09/19	4	18/12/2020	12.18	09/07/20	100.000	1.21							0.16	0.01					0.19
TRSTPRS12115	Tüpraş-Türkiye Petrol		22/01/21	25/01/19	4	23/10/2020	250.00	01/10/20						-0.005			1.05	0.40	0.07	0.000			0.06
TRSIGY12113	İş Gayrimenkul Yatırım	10.63	25/01/21	28/01/19	4	26/10/2020	100.00	07/10/20	100.000	2.13				0			0.04	0.07					0.05
TRSAKYB12118	Aktif Yatırım Bankası /		29/01/21	01/02/19			300.00																
TRSAKBK12117	Akbank T.A.Ş.		29/01/21	09/10/19			150.00	05/10/20									0.00	0.07					
TRSTPRS22114	Tüpraş-Türkiye Petrol	9.15	05/02/21	08/02/19	4	06/11/2020	400.00	02/10/20		1.48							0.41	0.39	0.09	0.000			0.09
TRSBARCL22117	Arçelik A.Ş.	11.43	12/02/21	15/02/19	4	13/11/2020	500.00	09/10/20		1.85							0.12	0.27	0.13	0.000			0.09
TRSOPAS22111	Opet Petrolcülük A.Ş.	14.88	18/02/21	22/02/18	4	19/11/2020	75.00	16/04/20	100.000	2.02							0.44	0.13	0.09	0.000			0.09
TRSOPAS22129	Opet Petrolcülük A.Ş.	13.31	19/02/21	22/02/19	4	23/11/2020	250.00	02/10/20		1.60							0.09	0.30					0.13
TRSENJR22110	Enerjisa Enerji A.Ş.	4.75	23/02/21	02/03/17	2	23/02/2021	405.00	06/10/20		0.56							0.87	0.37					
TRSMGTI22115	Migros Ticaret A.Ş.	15.05	24/02/21	27/02/19	4	25/11/2020	200.00	06/10/20		1.73							0.39	0.16	0.15	0.000			0.14
TRSKORT32113	Korteks Mensucat Sar	25.00	03/03/21	29/08/19	4	26/11/2020	5.32	23/09/19	103.500					3.5			0.06	0.00					
TRSHEKT32123	Hektaş Ticaret A.Ş.	13.74	10/03/21	13/03/19	4	01/12/2020	57.00	12/10/20		1.28							0.00	0.02	0.22	0.001			0.13
TRSYKKBK32115	Yapı Ve Kredi Bankas		11/03/21	13/02/20	4	03/12/2020	286.45	08/09/20									2.34	0.24					
TRSBOLU12115	Oyak Çimento Fabrika	9.87	11/01/21	14/01/19	4	11/01/2021	50.00	07/09/20									0.00	0.05					
TRSKORT12115	Korteks Mensucat Sar	30.00	20/01/21	26/07/19	4	21/10/2020	9.32	02/08/19	104.000					-2			0.10	0.01					
TRSZORN12116	Zorlu Enerji Elektrik Ü	30.00	20/01/21	24/07/19	4	21/10/2020	24.31	11/03/20	105.000	4.11				-5			0.28	0.02					0.12
TRSZORN12124	Zorlu Enerji Elektrik Ü	21.00	20/01/21	20/09/19	4	18/12/2020	12.18	09/07/20	100.000	1.21							0.16	0.01					0.19
TRSTPRS12115	Tüpraş-Türkiye Petrol		22/01/21	25/01/19	4	23/10/2020	250.00	01/10/20						-0.005			1.05	0.40	0.07	0.000			0.06
TRSIGY12113	İş Gayrimenkul Yatırım	10.63	25/01/21	28/01/19	4	26/10/2020	100.00	07/10/20	100.000	2.13				0			0.04	0.07					0.05
TRSAKYB12118	Aktif Yatırım Bankası /		29/01/21	01/02/19			300.00																
TRSAKBK12117	Akbank T.A.Ş.		29/01/21	09/10/19			150.00	05/10/20															

Özel Sektör Tahvilleri (TL)

İŞ YATIRIM

Rapor Terimleri

Kodu	Enstrüman	Kpn	Vade †	İhraç T.	Kpn Sıklık	Bir son. kupon t.	Toplam İhraç	Son İşlem Tarihi	Temiz Fiyat	Birikmiş Faiz	Getiri (%)	Faiz Δ Son İki İşgünü			Fiyat Değ.			Hacim Ort.		Dur.	Konv.	PVBP * 100	
												1G(Δ)	1H(Δ)	3A(Δ)	1G(Δ)	1H(Δ)	3A(Δ)	1H	3A				
TRSDZBK72139	Denizbank A.Ş.	0.00	14/07/21	26/06/20	12	10/11/2020	100.00																
TRSKCTF72127	Koç Finansman A.Ş.	8.77	14/07/21	17/07/19	4	14/10/2020	100.00	09/10/20		2.14						0.14	0.06	-0.07	0.004	0.01			
TRSARCL72112	Arçelik A.Ş.	8.44	16/07/21	24/07/19	4	21/10/2020	500.00	06/10/20		1.78						0.01	0.35						
TRSVSTL72110	Vestel Elektronik San	14.00	16/07/21	09/07/20	4	11/01/2021	50.07	29/09/20		2.55						0.36	0.03						
TRSDOGH72112	Doğuş Holding A.Ş.	12.38	26/07/21	31/07/17	4	26/10/2020	350.00	12/10/20	71.000	2.65			-1.5		0.01	0.27	-0.09	0.004	0.03				
TRSORFN72112	Orfin Finansman A.Ş.	9.50	27/07/21	17/07/20	4	16/10/2020	42.00	17/09/20		1.64					0.42	0.03							
TRSTEBK72122	Türk Ekonomi Bankas	9.70	29/07/21	10/07/20	12	14/10/2020	20.47	22/09/20		0.26					0.00	0.00							
TRSTEBK72130	Türk Ekonomi Bankas	9.70	29/07/21	17/07/20	12	10/11/2020	14.56																
TRSAKYB72153	Aktif Yatırım Bankası	10.25	30/07/21	10/07/20	12		100.00	01/10/20							0.03	0.00							
TRSOTK072116	Otokoç Otomotiv Tic V	9.52	30/07/21	02/08/19	4	30/10/2020	200.00	12/10/20		1.83					0.51	0.07	0.03	0.005	0.05				
TRSAYGZ82118	Aygaz A.Ş.	9.47	04/08/21	07/08/19	4	04/11/2020	80.00	24/09/20		1.32					0.10	0.02	0.17	0.001	0.11				
TRSAALNF82113	Alternatif Bank A.Ş.		26/08/21	29/08/19	4	26/11/2020	50.00	04/09/20							0.04	1.17							
TRSAIGY92113	Akiş Gayrimenkul Yatı	15.26	08/09/21	11/09/19	4	09/12/2020	100.00	03/09/20		2.56					0.00	0.03							
TRSMPC92119	Mlp Sağlık Hizmetleri		09/09/21	04/09/20	4	04/12/2020	23.50	11/09/20							0.00	0.00							
TRSORFN92110	Orfin Finansman A.Ş.	16.50	10/09/21	07/09/18	4	04/12/2020	30.00	06/10/20		1.49					0.00	0.13							
TRSAKBK92119	Akbank T.A.Ş.		15/09/21	13/07/20			257.92	05/10/20							0.03	0.00	0.89	0.012	0.76				
TRSZORN92118	Zorlu Enerji Elektrik Ü	17.50	23/09/21	18/09/20	4	18/12/2020	29.85																
TRSZORN92118	Zorlu Enerji Elektrik Ü	17.50	23/09/21	18/09/20	4	18/12/2020	29.85																
TRSTBTFE2115	Teb Finansman A.Ş.	14.09	01/10/21	29/09/20	4	30/12/2020	34.93																
TRSKORTE2115	Korteks Mensucat Sar	15.50	07/10/21	10/08/20	4	09/11/2020	28.16																
TRSKORTE2123	Korteks Mensucat Sar	17.00	07/10/21	27/08/20	4	26/11/2020	25.47	14/09/20	100.000						0.02	0.00							
TRSENSAE2114	Enerjisa Enerji A.Ş.	4.75	15/10/21	20/10/17	2	16/10/2020	100.00	26/08/20		1.72					0.01	0.05	1.24	0.025	0.84				
TRSGLMDE2117	Global Yatırım Holding		27/10/21	06/10/20	4	01/11/2020	17.30																
TRSTHALK2114	Türkiye Halk Bankası		03/11/21	06/11/19	4	04/11/2020	605.00	30/06/20	102.550			0.05			2.54	0.20							
TRSAARENK2117	Arena Faktoring A.Ş.	16.22	05/11/21	08/11/19	4	06/11/2020	10.00	01/06/20	100.000	0.93		0			5.12	0.91							
TRUSAKK2119	Uşak Seramik Sanayii	15.29	10/11/21	14/11/19	12	11/11/2020	30.00	19/08/20	104.000	0.29		4			0.01	0.00						0.06	
TRSZORNK2116	Zorlu Enerji Elektrik Ü	15.75	11/11/21	17/07/20	4	15/10/2020	42.73																
TRSDZBKK2110	Denizbank A.Ş.	10.00	12/11/21	22/07/20	12	04/11/2020	35.00		97.239	13.28					4.88	0.38							
TRSAKFHK2111	Akfen Holding A.Ş.	13.69	17/11/21	20/11/19	4	18/11/2020	200.00	12/10/20		2.06					0.02	0.06	0.17	0.010	0.10				
TRSAKBK2110	Akbank T.A.Ş.		24/11/21	29/09/20			68.97																
TRSKFTFA2114	Koç Fiat Kredi Finansı	0.00	16/12/21	18/06/20	2	17/12/2020	85.00	12/10/20							0.19	0.01	1.17	0.020	1.15				
TRSMGTIA2118	Migros Ticaret A.Ş.	14.84	20/12/21	23/12/19	4	21/12/2020	200.00	25/09/20	100.540	0.28			0.54		0.66	0.08	0.01	0.000	0.23				
TRSNHOLA2116	Nurul Holding A.Ş.	33.00	20/12/21	24/12/18	4	21/12/2020	120.00																
TRSAARENA2127	Arena Faktoring A.Ş.	18.08	23/12/21	26/12/19	4	25/12/2020	25.00	31/03/20	100.000	0.26					0.93	0.07						0.23	
TRSKCTFA2117	Koç Finansman A.Ş.	9.70	23/12/21	25/06/20	2	24/12/2020	65.00	15/09/20		2.21					0.03	0.00	1.14	0.019	1.17				
TRSNHOLA2124	Nurul Holding A.Ş.	33.00	23/12/21	27/12/18	4	24/12/2020	180.00																
TRSORFN12217	Orfin Finansman A.Ş.	9.95	17/01/22	24/07/20	4	23/10/2020	74.00								0.00	0.00							
TRSDZBK12218	Denizbank A.Ş.		21/01/22	03/07/20			440.00	06/10/20							1.04	0.08	1.21	0.020	0.91				
TRSDZBK12226	Denizbank A.Ş.		21/01/22	08/07/20			285.00	24/09/20							3.31	0.26							
TRSAKFH22212	Akfen Holding A.Ş.		04/02/22	07/02/20			150.00	12/10/20							0.05	0.07							
TRSTISB22212	Türkiye İş Bankası A.Ş		07/02/22	10/02/20			1,050.00	17/09/20							0.72	0.40							
TRSDZBK22217	Denizbank A.Ş.		25/02/22	10/07/20			5.00	28/07/20	85.625	10.32					0.37	0.03							
TRSKCTF32212	Koç Finansman A.Ş.		15/03/22	15/09/20			50.00																
TRSYDAT32212	Yda İnşaat Sanayi Ve		16/03/22	15/12/17			190.00	07/10/20		0.70					0.00	0.38	0.23	0.001	0.19				
TRSAARENA2216	Arena Faktoring A.Ş.		08/04/22	10/04/20			17.00	16/06/20	100.000	3.15			0		1.77	0.14							
TRSEVA42219	Deva Holding A.Ş.		29/04/22	04/05/20			130.00	28/09/20							0.07	0.02							
TRSYAZI52216	Ag Anadolu Grubu Hol		11/05/22	13/05/20			175.00	09/10/20							0.07	0.02							
TRSDZBK52214	Denizbank A.Ş.		27/05/22	28/07/20			42.00	04/08/20	82.062	12.99	2	2	0.174	0.174	3.81	0.30							
TRSMGTI62210	Migros Ticaret A.Ş.		08/06/22	10/06/20			100.00	01/10/20							0.03	0.00							
TRSMGTI62228	Migros Ticaret A.Ş.		08/06/22	10/06/20			150.00	22/09/20							0.41	0.03							
TRSHYTV62216	Dünya Varlık Yönetim		24/06/22	26/06/20			25.00	23/07/20	79.411	12.75					0.16	0.01							
TRSNURL62225	Nurul Yatırım Bankası		27/06/22	25/06/20			50.00																
TRSVSTL72227	Vestel Elektronik San		07/07/22	09/07/20			50.38	07/10/20							0.00	0.00							
TRSKRSN72212	Karsan Otomotiv Sana		21/07/22	23/07/20			29.70	10/08/20	102.820				0		0.00	0.00							
TRSENSA72211	Enerjisa Enerji A.Ş.		26/07/22	01/08/17			335.00	29/07/20	102.870	0.03	3.53				0.84	0.56	1.98	0.056	1.47				
TRSORFN82210	Orfin Finansman A.Ş.		02/08/22	24/07/20			75.00																
TRSNURL92222	Nurul Yatırım Bankası		13/09/22	11/09/20			50.00																
TRSNHOL92218	Nurul Holding A.Ş.		23/09/22	25/09/20			250.00																
TRSKRSNE2216	Karsan Otomotiv Sana		03/10/22	05/10/20			22.65																
TRSERYPK2216	Eryap Mühendislik İnş		17/11/22	21/11/19																			

Özel Sektör Tahvilleri (TL)

İŞ YATIRIM



[Rapor Terimleri](#)

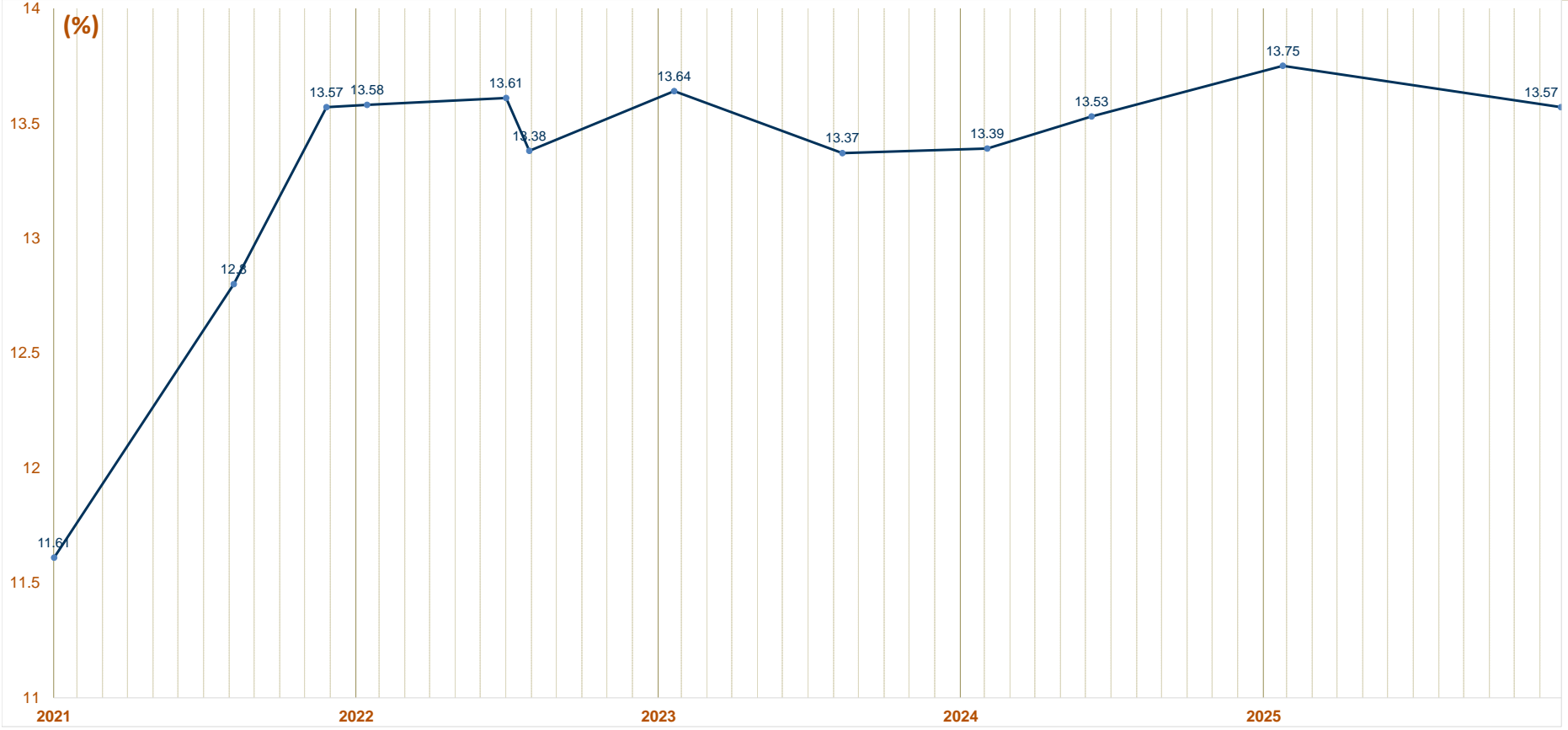
Kodu	Enstrüman	Kpn	Vade ↑	İhraç T.	Kpn Sıklık	Bir son. kupon t.	Toplam İhrac	Son İşlem Tarihi	Temiz Fiyat	Birikmiş Faiz	Getiri (%)	Faiz Δ Son İki İşgünü			Fiyat Değ.			Hacim Ort.		Dur.	Konv.	PVBP * 100
												1G(Δ)	1H(Δ)	3A(Δ)	1G(Δ)	1H(Δ)	3A(Δ)	1H	3A			

Banka Bonoları (Kot içi kuponlu)

Finansman Bonoları

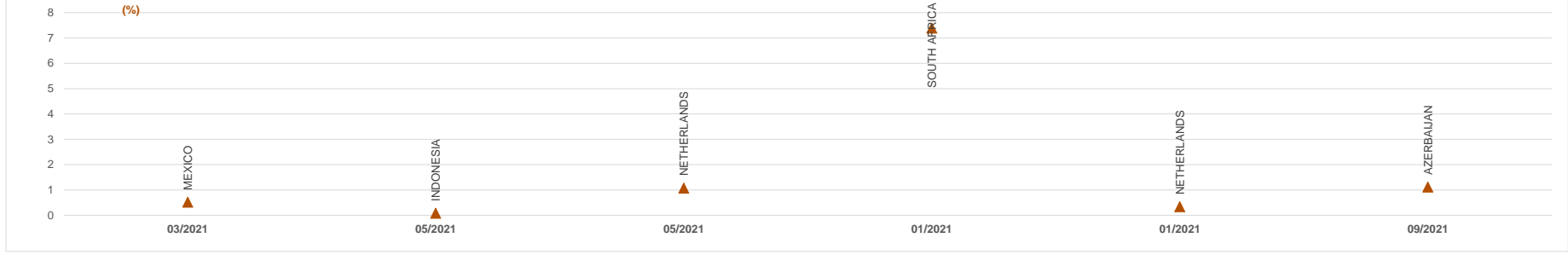
Devlet İ Borlanma Senetleri Verim Eđrisi

İŐ YATIRIM

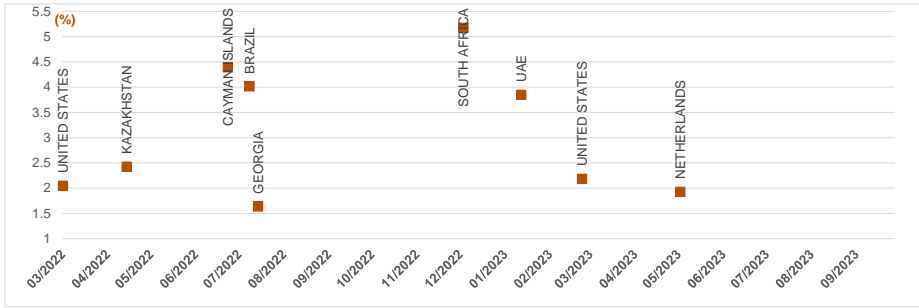


Yurtdışı Devlet ve Özel Sektör Eurotahvilleri

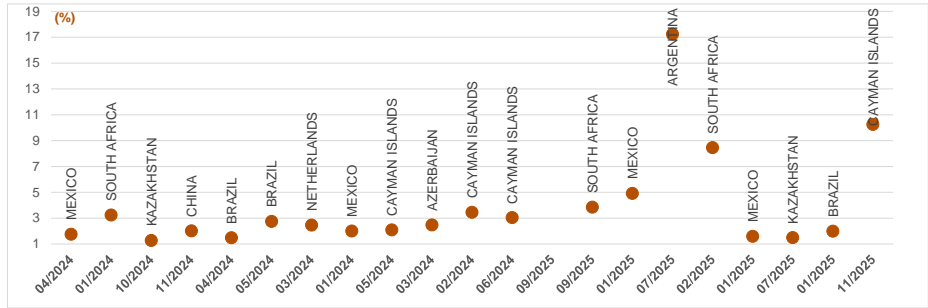
2020-2021 Yılları Eurobond



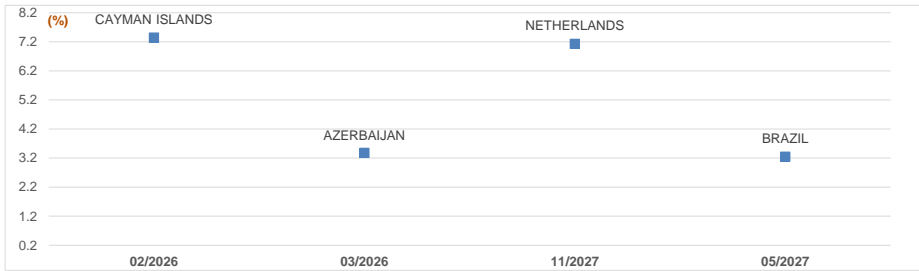
2022-2023 Yılları Eurobond




2024-2025 Yılları Eurobond



2026-2027 Yılları Eurobond



ABD Tahvilleri



Kredi Notları -Türk ve Yurtdışı Devlet ve Özel Sektör Eurotahvilleri

İŞ YATIRIM

Rapor Terimleri Açıklayıcı Doküman

Ulke ve Şirket Görünüm & Notları		Moody's			Fitch			S&P					
ISIN	Ticker	Vade 1	Kur	Getiri (%)	Rating	Uzun Dönem YP	Görünüm	Rating	Uzun Dönem YP	Görünüm	Rating	Uzun Dönem YP	Görünüm
TURKEY													
JP579200DH06	TURKEY 1.81 20	12/2020	JPY	1.455	B2		NEG	BB-		NEG		B+u	STABLE
JP579200KH01	TURKEY 1.81 20	12/2020	JPY	1.378	B2		NEG	BB-		NEG		B+u	STABLE
JP579200CH08	TURKEY 1.81 20	12/2020	JPY	1.408	B2		NEG	BB-		NEG		B+u	STABLE
JP579200H03	TURKEY 1.81 20	12/2020	JPY	1.355	B2		NEG	BB-		NEG		B+u	STABLE
JP579200AH02	TURKEY 1.81 20	12/2020	JPY	1.241	B2		NEG	BB-		NEG		B+u	STABLE
JP579200FH01	TURKEY 1.81 20	12/2020	JPY	1.379	B2		NEG	BB-		NEG		B+u	STABLE
JP579200HQ4	TURKEY 1.81 20	12/2020	JPY	1.341	B2		NEG	BB-		NEG		B+u	STABLE
JP579200GH09	TURKEY 1.81 20	12/2020	JPY	1.355	B2		NEG	BB-		NEG		B+u	STABLE
JP579200BH00	TURKEY 1.81 20	12/2020	JPY	1.388	B2		NEG	BB-		NEG		B+u	STABLE
XSI345632811	EXCRTU 5.375 21	02/2021	USD	3.256	B2		NEG	B+		NEG	NR	B+u	STABLE
XSI188073081	HALKBK 4.75 21	02/2021	USD	4.606	B3u		NEG	B+		NEG		B+u	STABLE
JP579200ABF8	TURKEY 1.87 21	03/2021	JPY	0.884	B2		NEG	WD		NEG		B+u	STABLE
US0901238929	TURKEY 5.625 21	03/2021	USD	3.5	B2		NEG	BB-		NEG	NR	B+u	STABLE
US089317AA71	GARAN 6.25 21	04/2021	USD	3.074	B2		NEG	B+		NEG		B+u	STABLE
XSI1223394914	TCZIRA 4.75 21	04/2021	USD	4.111	B2		NEG	B+		NEG		B+u	STABLE
XSI403416222	VAKBN 2.375 21	05/2021	EUR	3.092	Ba3	WR	NEG	B+		NEG		B+u	STABLE
XSI412393172	TSKBTI 4.875 21	05/2021	USD	4.24	B3		NEG	B+		NEG		B+u	STABLE
XSI303497077	TURKSK 4.25 21	06/2021	USD	3.893	B2		NEG	B+		NEG		B+u	STABLE
XSI079527211	ISCTR 5 21	06/2021	USD	4.32	B3		NEG	B+		NEG		B+u	STABLE
XSI1439383548	HALKBK 5 21	07/2021	USD	5.659	B3u		NEG	B+		NEG		B+u	STABLE
XSI109594967	ACKAF 5.875 21	09/2021	EUR	2.283	B2		NEG	BB-		NEG	BB	B+u	STABLE
XSI029430389	EXCRTU 5.375 21	09/2021	USD	4.935	B2		NEG	B+		NEG	NR	B+u	STABLE
XSI390320981	ISCTR 5.375 21	10/2021	USD	4.726	B3		NEG	B+		NEG		B+u	STABLE
XSI508914691	VAKBN 5.5 21	10/2021	USD	5.252	B2	WR	NEG	B+		NEG		B+u	STABLE
XSI505149325	KFINCK 5.136 21	11/2021	USD	4.416	B2		NEG	B+		NEG		B+u	STABLE
XSI099315398	GLYHO 5.125 21	11/2021	EUR	3.914	B2		NEG	B+		NEG		B+u	STABLE
XSI132825099	GLYHO 8.125 21	11/2021	USD	46.407	Caa2		NEG	B+		NEG		B+u	STABLE
XSI181699373	TURKSK 5.8 22	02/2022	USD	5.2	B2		NEG	B+		NEG		B+u	STABLE
XSI571399754	YKBNK 5.75 22	02/2022	USD	5.635	B2		NEG	B+		NEG		B+u	STABLE
JP579200ACR8	TCZIRA 1.47 22	02/2022	JPY	0.981	NR		NEG	B+		NEG		B+u	STABLE
US090123BY51	TURKEY 5.125 22	03/2022	USD	4.855	B2		NEG	BB-		NEG	NR	B+u	STABLE
XSI508390090	ISCTR 5.5 22	04/2022	USD	5.644	B3		NEG	B+		NEG		B+u	STABLE
XSI605397394	TCZIRA 5.125 22	05/2022	USD	6.228	B2		NEG	B+		NEG		B+u	STABLE
XSI1613091500	QNBFB 4.875 22	05/2022	USD	4.757	B2		NEG	B+		NEG		B+u	STABLE
XSI1622626379	VAKBN 5.625 22	05/2022	USD	6.406	B2	WR	NEG	B+		NEG		B+u	STABLE
US089317AF68	GARAN 5.25 22	09/2022	USD	5.357	B2		NEG	B+		NEG		B+u	STABLE
XSI684378208	EXCRTU 4.25 22	09/2022	USD	6.397	B2		NEG	B+		NEG		B+u	STABLE
US090123CZ77	TURKEY 6.25 22	09/2022	USD	5.245	B2		NEG	B+		NEG	NR	B+u	STABLE
XS0847042024	ISCTR 6 22	10/2022	USD	6.837	Caa2		NEG	B+		NEG		B+u	STABLE
US0375YAK49	AKBNK 5 22	10/2022	USD	5.49	B2		NEG	B+		NEG		B+u	STABLE
XS0849728190	VAKBN 5 22	11/2022	USD	7.105	Caa3	WR	NEG	B+		NEG		B+u	STABLE
XS094940523	AEFE5 5.375 22	11/2022	USD	2.992	B2		NEG	BB-		NEG	BBB-	B+u	STABLE
XS09861979440	YKBNK 5.8 22	12/2022	USD	6.778	Caa1		NEG	B+		NEG		B+u	STABLE
XSI175098206	TSKBTI 5.5 23	01/2023	USD	7.103	B3		NEG	B+		NEG		B+u	STABLE
XSI1711581337	FCFIN 6 23	01/2023	USD	6.951	B2		NEG	B+		NEG		B+u	STABLE
XSI174548532	PETKM 5.875 23	01/2023	USD	5.857	B2		NEG	B+		NEG		B+u	STABLE
XSI1760780731	YKBNK 5.125 23	01/2023	USD	7.951	B2	WR	NEG	B+		NEG		B+u	STABLE
XSI379145656	KCHOL 5.25 23	03/2023	USD	4.82	B2		NEG	B+		NEG	BB-	B+u	STABLE
XSI1576037284	GARAN 5.875 23	03/2023	USD	5.798	B2		NEG	B+		NEG		B+u	STABLE
XSI1788516679	YKBNK 5.1 23	03/2023	USD	6.744	B2		NEG	B+		NEG		B+u	STABLE
US090123C486	EXCRTU 5.25 23	03/2023	USD	6.243	B2		NEG	B+		NEG		B+u	STABLE
XS0910932788	ACKAF 5 23	04/2023	USD	4.475	B2		NEG	BB-		NEG	BB	B+u	STABLE
XSI1586385178	TURKSK 5.004 23	04/2023	USD	5.545	B2		NEG	BB-		NEG		B+u	STABLE
XSI1057340009	TURKEY 4.125 23	04/2023	EUR	3.447	B2		NEG	B+		NEG		B+u	STABLE
XSI807502688	RGYAST 1.875 23	04/2023	USD	1.959	B3		NEG	B+		NEG		B+u	STABLE
XSI691349010	TCZIRA 5.125 23	09/2023	USD	7.161	B2		NEG	B+		NEG		B+u	STABLE
XSI1496463297	EXCRTU 5.375 23	10/2023	USD	7.006	B2		NEG	B+		NEG		B+u	STABLE
XSI1003016018	ISCTR 7 85 23	12/2023	USD	6.993	Caa3		NEG	B+		NEG		B+u	STABLE
US090123CR91	EXCRTU 7 85 23	12/2023	USD	6.849	B2		NEG	B+		NEG		B+u	STABLE
XSI191720911	EXCRTU 8.25 24	01/2024	USD	7.407	B2		NEG	B+		NEG		B+u	STABLE
XSI900123CF53	TURKEY 5.75 24	03/2024	USD	5.934	B2		NEG	B+		NEG		B+u	STABLE
XSI197070528	VAKBN 5.125 24	03/2024	USD	7.82	B2	WR	NEG	B+		NEG		B+u	STABLE
XSI178203462	ISCTR 6 125 24	04/2024	USD	7.387	B3		NEG	B+		NEG		B+u	STABLE
XSI1814962582	EXCRTU 6.125 24	05/2024	USD	7.3	B2		NEG	B+		NEG		B+u	STABLE
XSI1028951264	TURKTI 4.875 24	06/2024	USD	5.386	B2		NEG	BB-		NEG	BB-	B+u	STABLE
XSI634372954	YKBNK 5.85 24	06/2024	USD	7.19	B2		NEG	B+		NEG		B+u	STABLE
US090123CV04	TURKEY 6.875 24	09/2024	USD	6.802	B2		NEG	B+		NEG		B+u	STABLE
XSI958391019	QNBFB 6.875 24	09/2024	USD	6.074	B2		NEG	B+		NEG		B+u	STABLE
XSI577950402	CCOLAT 4.215 24	09/2024	USD	3.434	B2		NEG	BBB-		NEG		B+u	STABLE
JP579200AE08	TURKEY 1.05 24	09/2024	JPY	1.069	B2		NEG	BB-		NEG		B+u	STABLE
XSI95849854	YKBNK 5.25 24	09/2024	USD	7.485	B2		NEG	B+		NEG		B+u	STABLE
XSI686704948	TURPSR 4.5 24	10/2024	USD	6.498	B2		NEG	BB-		NEG		B+u	STABLE
US090123CV86	TURKEY 5.6 24	11/2024	USD	6.021	B2		NEG	BB-		NEG		B+u	STABLE
XSI141043296	TURKSK 4.489 24	11/2024	USD	5.658	B2		NEG	BB-		NEG		B+u	STABLE
XSI2100279508	TSKBTI 8 25	01/2025	USD	5.574	B3		NEG	B+		NEG		B+u	STABLE
XSI211291290	VAKBN 5.25 25	02/2025	USD	7.751	B2	WR	NEG	B+		NEG		B+u	STABLE
US090123AA05	TURKEY 7.375 25	02/2025	USD	6.101	B2		NEG	BB-		NEG	NR	B+u	STABLE
XSI1955059420	TURKTI 6.875 25	02/2025	USD	5.95	B2		NEG	BB-		NEG	BB-	B+u	STABLE
XSI1961766596	KCHOL 6.5 25	03/2025	USD	5.694	B2		NEG	BB-		NEG	BB-	B+u	STABLE
US090123CX89	TURKEY 4.25 25	03/2025	USD	5.979	B2		NEG	BB-		NEG		B+u	STABLE
XSI210422074	AKBNK 5.125 25	03/2025	USD	6.736	B2		NEG	B+		NEG		B+u	STABLE
XSI1943443356	TURKEY 4.625 25	03/2025	EUR	4.899	B2		NEG	BB-		NEG		B+u	STABLE
XSI1629918415	TURKEY 3.25 25	06/2025	EUR	4.805	B2		NEG	BB-		NEG		B+u	STABLE
US090123CZ18	TURKEY 6.375 25	10/2025	USD	6.308	B2		NEG	BB-		NEG		B+u	STABLE
XSI298711729	TCELLT 5.75 25	10/2025	USD	5.502	B2u		NEG	BB-		NEG	BB-	B+u	STABLE
XSI1909184753	TURKEY 5.2 26	02/2026	EUR	5.169	B2		NEG	BB-		NEG		B+u	STABLE
XSI178881067	YKBNK 6.5 26	03/2026	USD	7.969	Caa2		NEG	BB-		NEG		B+u	STABLE
XSI1961010987	SISETI 6.95 26	03/2026	USD	6.294	B2		NEG	BB-		NEG		B+u	STABLE
US090123CJ75	TURKEY 4.25 26	04/2026	USD	6.08	B2		NEG	BB-		NEG		B+u	STABLE
XSI1396282177	ALNTF 8.75 26	04/2026	USD	8.861	B3		NEG	B		NEG		B+u	STABLE
US090123CK49	TURKEY 4.875 26	10/2026	USD	6.248	B2		NEG	BB-		NEG		B+u	STABLE
XSI157479292	AKBNK 7.2 27	03/2027	USD	7.152	Caa2		NEG	B+		NEG		B+u	STABLE
US090123CL22	TURKEY 6 27	03/2027	USD	6.448	B2		NEG	BB-		NEG		B+u	STABLE
XSI1584113184	TSKBTI 7.625 27	03/2027	USD	7.412	Caa3		NEG	B		NEG		B+u	STABLE
XSI1617531063	GARAN 6.125 27	05/2027	USD	6.546	Caa2		NEG	B		NEG		B+u	STABLE
XSI1655085485	ODEABK 7.625 27	08/2027	USD	15.472	Caa3		NEG	CCC+		NEG		B+u	STABLE
XSI155174733	VAKBN 8 27	11/2027	USD	7.665	Ca	WR	NEG	B		NEG		B+u	STABLE
XSI386178237	FCFIN 7 26 27	11/2027	USD	7.543	B2		NEG	B+		NEG		B+u	STABLE
US090123CP36	TURKEY 5.125 28	02/2028	USD	6.416	B2		NEG	BB-		NEG		B+u	STABLE
XSI1803215869	TCELLT 5.8 28	04/2028	USD	6.056	B2		NEG	BB-		NEG	BB-	B+u	STABLE
XSI172360803	AKBNK 6.797 28	04/2028	USD	7.163	Caa2		NEG	B		NEG		B+u	STABLE
XSI1623796072	ISCTR 7 28	06/2028	USD	7.435	Caa3		NEG	B		NEG		B+u	STABLE
US090123CO19	TURKEY 6.125 28	10/2028	USD	6.837	B2		NEG	BB-		NEG		B+u	STABLE
US090123CT57	TURKEY 7.625 29	04/2029	USD	6.475	B2		NEG	BB-		NEG		B+u	STABLE
US090123AL40	TURKEY 11.875 30	01/2030	USD	7.024	B2</								

Kredi Notları -Türk ve Yurtdışı Devlet ve Özel Sektör Eurotahvilleri

İŞ YATIRIM

Rapor Terimlerini Açıklayıcı Doküman

Ulke ve Şirket Görünüm & Notları		Moody's					Fitch					S&P				
ISIN	Ticker	Vade 1	Kur	Getiri (%)	Rating	Görünüm	Rating	Görünüm	Rating	Görünüm	Rating	Görünüm	Rating	Görünüm	Rating	Görünüm
US46566MAF95	ITAU 5.65 22	03/2022	USD	2.049	Ba3		STABLE	B+								
US105756AR10	BRAZIL 8.875 24	04/2024	USD	1.479	Ba2	Ba2	STABLE	BB-	NEG	BB-	BB-	STABLE				
USF1969CAE05	BRFSBZ 4.75 24	05/2024	USD	2.746	Ba2		STABLE	BB	NEG	BB-	BB-	STABLE				
US105756BY13	BRAZIL 1.25 25	01/2025	USD	1.989	Ba2	Ba2	STABLE	BB-	NEG	BB-	BB-	STABLE				
US105756AE07	BRAZIL 10.125 27	05/2027	USD	3.248	Ba2	Ba2	STABLE	BB-	NEG	BB-	BB-	STABLE				
US105756BS58	BRAZIL 8.25 34	01/2034	USD	4.383	Ba2	Ba2	STABLE	BB-	NEG	BB-	BB-	STABLE				
UNITED STATES																
GT2	T 0.125 22	09/2022	USD	0.153	#N/A Fiel		STABLE	#N/A F	NEG	#N/A Fiel	AA+u	STABLE				
GT3	T 0.125 23	10/2023	USD	0.198	#N/A Fiel		STABLE	#N/A F	NEG	#N/A Fiel	AA+u	STABLE				
USU112763AD75	CEMEX 6.24	04/2024	USD	-1.148			STABLE	BB-		BB						
GT5	T 0.25 25	09/2025	USD	0.337	#N/A Fiel		STABLE	#N/A F	NEG	#N/A Fiel	AA+u	STABLE				
GT10	T 0.625 30	08/2030	USD	0.774	#N/A Fiel		STABLE	#N/A F	NEG	#N/A Fiel	AA+u	STABLE				
GT30	T 1.375 50	08/2050	USD	1.572	#N/A Fiel		STABLE	#N/A F	NEG	#N/A Fiel	AA+u	STABLE				
BRITISH VIRGIN																
US021895AC44	CNPCC 5.95 41	04/2041	USD	2.94	A2		STABLE	A+		A						
SOUTH AFRICA																
XS0579851949	ESKOM 5.75 21	01/2021	USD	7.391	Caa1	Caa1	NEG	BBu	NEG	CCC+	CCC+	NEG				
XS0809571739	SAFRA 4.22	07/2022	USD	4.016	Ba1		NEG	BBu	NEG	BB-	BB-	STABLE				
US836205AQ75	SOAF 4.665 24	01/2024	USD	3.244	Ba1	Ba1	NEG	BB	NEG	BB-	BB-	STABLE				
XSI181065443	ESKOM 7.125 25	02/2025	USD	8.462	Caa1	Caa1	NEG	BB	NEG	CCC+	CCC+	NEG				
US836205ARS8	SOAF 5.875 25	09/2025	USD	3.844	Ba1	Ba1	NEG	BB	NEG	BB-	BB-	STABLE				
US836205AS32	SOAF 5.375 44	07/2044	USD	6.228	Ba1	Ba1	NEG	BB	NEG	BB-	BB-	STABLE				
LUXEMBOURG																
USP98088AA83	VOTORA 7.25 41	04/2041	USD	4.955	Ba1		NEG	BBB-		BBB-						
GEORGIA																
XS080346362	GRAIL 7.75 22	07/2022	USD	4.394			BB-		NEG	B+	B+	NEG				
KAZAKHSTAN																
XS086748124	HSBKZ 5.5 22	12/2022	USD	5.175	WR		POS	BB+	POS	BB	BB	STABLE				
XSI120709669	KAZAKS 3.875 24	10/2024	USD	1.278	Baa3	(P)Baa3	POS	BBB	STABLE	BBB-	BBB-	STABLE				
XSI1263054519	KAZAKS 5.125 25	07/2025	USD	1.49	Baa3	(P)Baa3	POS	BBB	STABLE	BBB-	BBB-	STABLE				
XSI120709626	KAZAKS 4.875 44	10/2044	USD	2.9	Baa3	(P)Baa3	POS	BBB	STABLE	BBB-	BBB-	STABLE				
XSI1263138856	KAZAKS 6.5 48	07/2045	USD	3.101	Baa3	(P)Baa3	POS	BBB	STABLE	BBB-	BBB-	STABLE				
NETHERLANDS																
US71645WAR25	PETBRA 5.375 21	01/2021	USD	0.34	Ba2		STABLE	BB-		BB-						
US71647NAP42	PETBRA 8.375 21	05/2021	USD	1.074	Ba2		STABLE	BB-		BB-						
US71647NAF69	PETBRA 4.375 23	05/2023	USD	1.928	Ba2		STABLE	BB-		BB-						
US71647NAM11	PETBRA 6.25 24	03/2024	USD	2.464	Ba2		STABLE	BB-		BB-						
XS0982711714	PETBRA 4.75 25	01/2025	EUR	1.902	Ba2		STABLE	BB-		BB-						
XSI1813724603	TEVA 4.5 25	03/2025	EUR	4.269	Ba2		NEG	BB-u		BB-						
XSI1211044075	TEVA 1.875 27	03/2027	EUR	4.09	Ba2		NEG	BB-u		BB-						
XSI1706923148	FCFIN 7.25 27	11/2027	USD	7.13	B2		NEG	B-		NEG						
XSI1439749364	TEVA 1.625 28	10/2028	EUR	4.212	Ba2		NEG	BB-u		BB-						
US71647NAN93	PETBRA 6.85 2115	06/2115	USD	6.18	Ba2		STABLE	BB-		BB-						
INDONESIA																
USY7138AAA89	PERTIJ 5.25 21	05/2021	USD	0.081	Baa2		STABLE	BBB		STABLE	BBB	BBB	NEG			
ARGENTINA																
USP989MMJBE04	YPFDAR 8.5 25	07/2025	USD	17.234	Caa3		STABLE	CCC				CCC -				
US040114GL81	ARGENT 8.28 33	12/2033	USD	11.778	Ca	Ca	STABLE	WD		NR	CCC+	STABLE				
US040114GK09	ARGENT 3.75 38	12/2038	USD	11.563	Ca	Ca	STABLE	WD		NR	CCC+	STABLE				
AZERBAIJAN																
XSI167862090	AZERBJ 2.82 21	09/2021	USD	1.12	Ba2u		STABLE	BB+		NEG	BB+	STABLE				
XS0903465127	SOIAZ 4.75 23	03/2023	USD	2.183	Ba2		STABLE	BB+		NEG	BB-	STABLE				
XSI1044540547	AZERBJ 4.75 24	03/2024	USD	2.472	Ba2u		STABLE	BB+		NEG	BB+	STABLE				
XSI1318820897	SGCAZE 6.875 26	03/2026	USD	3.378	Ba2		STABLE	BB+								
XSI1196496688	SOIAZ 6.95 30	03/2030	USD	3.98	NR		STABLE	BB+		NEG	BB-	BB-	STABLE			
CZECH																
XSI1816296062	ENGPRO 4.5 24	05/2024	EUR	5.533				BB-		STABLE	B+	B+	NEG			
IVORY COAST																
XSI179329225	IVYCST 5.25 30	03/2030	EUR	5.789	Ba3	Ba3	STABLE	B+		POS						
SENEGAL																
XSI1790104530	SENEGL 4.75 28	03/2028	EUR	4.823	Ba3	Ba3	NEG			B+	B+	STABLE				
ROMANIA																
XSI1313004928	ROMANI 3.875 35	10/2035	EUR	2.469	Baa3	Baa3	NEG	BBB-		NEG	BBB-	BBB-	NEG			
XSI1768074319	ROMANI 3.375 38	02/2038	EUR	2.645	Baa3	Baa3	NEG	BBB-		NEG	BBB-	BBB-	NEG			
XSI1985708876	ROMANI 4.625 48	04/2048	EUR	3.17	Baa3	Baa3	NEG	BBB-		NEG	BBB-	BBB-	NEG			
Grand Total																

Moody's S&P Fitch Açıklama

Diğer Göstergeler

İŞ YATIRIM

[Rapor Terimlerini Açıklayıcı Doküman](#)

GOÜ Tahvil Perf.2Y Rates			
Ülke	12/10	09/10	1G Δ
Çek	0.15	0.15	0%
Cin	2.75	2.72	1%
G. Kore	0.83	0.82	1%
G.Afrika	4.28	4.28	0%
Hindistan	4.35	4.35	0%
Macaristan	0.99	0.99	0%
Meksika	4.40	4.40	0%
Polonya	0.08	0.08	0%
Rusya	4.58	4.58	0%
Singapur	0.23	0.24	-2%
Tayland	0.57	0.57	0%

Türkiye Cross Cur. Swap (USD↔TRY / Rate%)			
Vade	12/10	09/10	1G Δ
1 Yıl	15.59	15.37	0.22
2 Yıl	14.96	14.72	0.24
3 Yıl	14.45	14.26	0.19
4 Yıl	14.07	13.88	0.19
5 Yıl	13.72	13.54	0.18
6 Yıl	13.42	13.25	0.17
7 Yıl	13.19	13.03	0.16
8 Yıl	12.94	12.79	0.15
9 Yıl	12.76	12.62	0.14
10 Yıl	12.62	12.49	0.13

Gelişmiş Ülkeler 2y			
Ülke	2Y Faiz(%)		
	12/10	09/10	Değişim BPS
ABD	0.16	0.15	0.80
Almanya	-0.72	-0.71	-0.58
İngiltere	-0.02	-0.03	1.13
Fransa	-0.69	-0.68	-0.86
İspanya	-0.56	-0.54	-1.74
İtalya	-0.33	-0.31	-1.54
Türkiye	13.53	13.47	6.00

GOÜ Eurobond Perf.			
Ülke	12/10	09/10	1G Δ
Arjantin	152	152	0.0%
Brezilya	1,464	1,464	0.0%
Çek	564	564	0.0%
Cin	786	786	0.0%
G.Afrika	388	388	0.0%
Macaristan	770	770	0.0%
Meksika	730	730	0.0%
Polonya	1,446	1,446	0.0%
Rusya	824	824	0.0%
Türkiye	982	982	0.0%

Cross Currency Swap (5yr)			
Ülke	12/10	09/10	1G Δ
Çin	2.65	2.50	6%
Macaristan	2.61	2.53	3%
G.Kore	0.19	0.17	12%
Rusya	4.35	4.34	0%
Tayland	0.62	0.63	-2%
Türkiye	13.72	13.54	1%

Gelişmiş Ülkeler 10y			
Ülke	10Y Faiz(%)		
	12/10	09/10	Değişim BPS
ABD	0.78	0.77	0.50
Almanya	-0.53	-0.52	-0.37
İngiltere	0.28	0.28	-0.53
Fransa	-0.27	-0.26	-0.68
İspanya	0.17	0.20	-2.50
İtalya	0.72	0.76	-3.47
Türkiye	13.61	13.67	-6.00

*JP EM Eurobond Index



İletişim Bilgileri

SGMK Yurtiçi Piyasalar

Serhat Devecioğlu
sdevecioğlu@isyatirim.com.tr

Evrin Erten Başar
ebasar@isyatirim.com.tr

Burak Seçkin
bseckin@isyatirim.com.tr

Araştırma
Emre Sezan, CFA
esezan@isyatirim.com.tr

Ahmet Toker
atoker@isyatirim.com.tr

Eurotahviller

Pinar Ozyuksel
pozyuksel@isyatirim.com.tr

Tolga Murat
tmurat@isyatirim.com.tr

Zeynep Kavsara
zkavsara@isyatirim.com.tr

[Rapor Terimlerini Açıklayıcı Doküman](#)

<https://www.isyatirim.com.tr/tr-tr/analiz/Savfalar/sqmk.aspx>



Burada yer alan bilgiler İş Yatırım Menkul Değerler A.Ş. tarafından bilgilendirme amacı ile hazırlanmıştır. Yatırım bilgi, yorum ve tavsiyeleri yatırım danışmanlığı kapsamında değildir. Yatırım danışmanlığı hizmeti; aracı kurumlar, portföy yönetim şirketleri, mevduat kabul etmeyen bankalar ile müşteri arasında imzalanacak yatırım danışmanlığı sözleşmesi çerçevesinde sunulmaktadır. Burada yer alan yorum ve tavsiyeler, yorum ve tavsiyede bulunanların kişisel görüşlerine dayanmaktadır. Herhangi bir yatırım aracının alım-satım önerisi ya da getiri vaadi olarak yorumlanmamalıdır. Bu görüşler mali durumunuz ile risk ve getiri tercihlerinize uygun olmayabilir. Bu nedenle, sadece burada yer alan bilgilere dayanarak yatırım kararı verilmesi beklentilerinize uygun sonuçlar doğurmayabilir.

Burada yer alan fiyatlar, veriler ve bilgilerin tam ve doğru olduğu garanti edilemez; içerik, haber verilmeksizin değiştirilebilir. Tüm veriler, İş Yatırım Menkul Değerler A.Ş. tarafından güvenilir olduğuna inanılan kaynaklardan alınmıştır. Bu kaynakların kullanılması nedeni ile ortaya çıkabilecek hatalardan İş Yatırım Menkul Değerler A.Ş. sorumlu değildir.

Bu içeriğe ilişkin tüm telif hakları İş Yatırım Menkul Değerler A.Ş.'ye aittir. Bu içerik, açık iznimiz olmaksızın başkaları tarafından herhangi bir amaçla, kısmen veya tamamen çoğaltılamaz, dağıtılamaz, yayımlanamaz veya değiştirilemez.