

Türk Eurotahvilleri

Tanım	Enstrüman	Kupon	Vade ↑	İhraç Büyüklüğü (milyar)	Alış Fiyatı	Satış Fiyatı	Birikmiş Faiz	Alış Getiri (%)	Satış Getiri (%)	Minimum İşlem	Fiyat Performansı		Dur.	Payment Rank
											1A(Δ %)	1Y(Δ %)		
USD Cinsinden														
Devlet Eurotahvilleri														
XS1345632811	EXCRTU 5.375 21	5.38	08/02/21	500	100.334	101.039	2.12	4.80	3.63	200,000	-0.03	2.53	0.580	Sr Unsecured
US900123BH29	TURKEY 5.625 21	5.63	30/03/21	2,000	101.547	102.271	1.41	3.52	2.55	100,000	0.55	0.49	0.726	Sr Unsecured
XS1028943089	EXCRTU 5 21	7.50	23/09/21	500	100.242	100.967	1.35	4.79	4.18	200,000	0.07	3.62	1.168	Sr Unsecured
US900123BY51	TURKEY 5.125 22	5.13	25/03/22	1,000	100.003	100.736	1.35	5.12	4.68	200,000	0.53	1.93	1.623	Sr Unsecured
XS1684378208	EXCRTU 4.25 22	4.25	18/09/22	500	95.889	96.766	1.20	6.26	5.82	200,000	0.33	3.26	2.050	Sr Unsecured
US900123BZ27	TURKEY 6.25 22	6.25	26/09/22	2,500	101.151	101.821	1.63	5.69	5.37	200,000	-0.02	0.90	2.037	Sr Unsecured
US900123CA66	TURKEY 3.25 23	3.25	23/03/23	1,500	94.370	94.830	0.88	5.49	5.31	200,000	0.60	4.14	2.540	Sr Unsecured
XS1496463297	EXCRTU 5.375 23	5.38	24/10/23	500	96.295	97.162	0.99	6.63	6.33	200,000	0.77	2.30	2.952	Sr Unsecured
US900123CR91	TURKEY 7.25 23	7.25	23/12/23	2,000	103.859	104.431	0.14	6.01	5.83	200,000	0.64	1.43	3.052	Sr Unsecured
XS1917720911	EXCRTU 8.25 24	8.25	24/01/24	500	104.098	104.945	3.58	6.93	6.67	200,000	0.94	0.88	2.967	Sr Unsecured
US900123CF53	TURKEY 5.75 24	5.75	22/03/24	2,500	99.034	99.849	1.57	6.04	5.79	200,000	0.73	2.54	3.260	Sr Unsecured
XS1814962582	EXCRTU 6.125 24	6.13	03/05/24	500	97.175	97.560	0.97	6.97	6.85	200,000	0.47	1.54	3.328	Sr Unsecured
US900123CV04	TURKEY 6.35 24	6.35	10/08/24	2,250	100.878	101.721	2.47	6.10	5.87	200,000	0.72		3.495	Sr Unsecured
US900123CW86	TURKEY 5.6 24	5.60	14/11/24	2,500	97.973	98.840	0.72	6.13	5.90	200,000	0.85		3.793	Sr Unsecured
US900123AW05	TURKEY 7.375 25	7.38	05/02/25	3,250	104.990	105.420	2.97	6.11	6.01	2,000	0.67	2.15	3.777	Sr Unsecured
US900123CX69	TURKEY 4.25 25	4.25	13/03/25	2,000	92.842	93.802	1.62	6.02	5.77	200,000	1.39		4.104	Sr Unsecured
US900123CJ75	TURKEY 4.25 26	4.25	14/04/26	1,500	90.884	91.874	0.90	6.14	5.93	200,000	1.78	4.92	4.961	Sr Unsecured
US900123CK49	TURKEY 4.875 26	4.88	09/10/26	3,000	92.364	93.244	1.10	6.37	6.19	200,000	1.15	4.15	5.219	Sr Unsecured
US900123CL22	TURKEY 6 27	6.00	25/03/27	3,250	97.261	98.128	1.58	6.51	6.34	200,000	1.60	3.58	5.364	Sr Unsecured
US900123CP36	TURKEY 5.125 28	5.13	17/02/28	2,000	91.714	92.132	1.89	6.52	6.45	200,000	1.72	3.73	6.026	Sr Unsecured
US900123CQ19	TURKEY 6.125 28	6.13	24/10/28	2,000	96.760	97.237	1.12	6.64	6.56	200,000	1.34	3.62	6.327	Sr Unsecured
US900123CT57	TURKEY 7.625 29	7.63	26/04/29	3,000	104.946	105.807	1.36	6.87	6.74	200,000	1.70	3.62	6.348	Sr Unsecured
US900123AL40	TURKEY 11.875 30	11.88	15/01/30	1,500	134.585	135.420	5.44	6.87	6.77	1,000	1.33	2.65	6.024	Sr Unsecured
US900123CY43	TURKEY 5.25 30	5.25	13/03/30	2,000	89.342	90.236	2.00	6.76	6.63	200,000	2.68		7.193	Sr Unsecured
US900123AT75	TURKEY 8 34	8.00	14/02/34	1,500	107.310	107.945	3.02	7.15	7.08	2,000	3.18	3.22	8.203	Sr Unsecured
US900123AY60	TURKEY 6.875 36	6.88	17/03/36	2,750	96.605	97.150	1.97	7.24	7.18	2,000	4.03	3.20	9.222	Sr Unsecured
US900123BB58	TURKEY 7.25 38	7.25	05/03/38	1,000	99.705	100.300	2.32	7.28	7.22	2,000	3.63	3.12	9.658	Sr Unsecured
US900123BG46	TURKEY 6.75 40	6.75	30/05/40	2,000	93.738	94.984	0.56	7.35	7.23	100,000	3.69	1.62	10.527	Sr Unsecured
US900123BJ84	TURKEY 6 41	6.00	14/01/41	3,000	86.040	87.158	2.77	7.32	7.21	200,000	3.70	0.91	10.674	Sr Unsecured
US900123CB40	TURKEY 4.875 43	4.88	16/04/43	3,000	77.090	77.645	1.00	6.88	6.82	200,000	3.08	0.48	12.150	Sr Unsecured
US900123CG37	TURKEY 6.625 45	6.63	17/02/45	3,000	91.230	91.775	2.45	7.40	7.35	200,000	3.45	0.96	11.216	Sr Unsecured
US900123CM05	TURKEY 5.75 47	5.75	11/05/47	3,500	81.500	82.135	0.78	7.34	7.27	200,000	2.49	-1.34	12.124	Sr Unsecured

Sukuk														
XS1303467077	TURKSK 4.251 21	4.25	08/06/21	1,000	99.881	100.680	0.26	4.38	3.51	200,000	0.48	2.23	0.911	Sr Unsecured
XS1816199373	TURKSK 5.8 22	5.80	21/02/22	2,000	101.076	102.075	2.08	5.11	4.47	200,000	0.97	1.44	1.523	Sr Unsecured
XS1586385178	TURKSK 5.004 23	5.00	06/04/23	1,250	98.976	99.920	1.17	5.40	5.03	200,000	1.76	3.19	2.523	Sr Unsecured
XS1141043296	TURKSK 4.489 24	4.49	25/11/24	1,000	95.544	96.219	0.41	5.64	5.47	200,000	2.32	4.82	3.910	Sr Unsecured

Özel Sektör Eurotahvilleri														
Finansal Kuruluşlar														
XS1188073081	HALKBK 4.75 21	4.75	11/02/21	500	98.801	99.836	1.83	6.76	5.02	200,000	0.57	8.73	0.585	Sr Unsecured
USM8931TAA71	GARAN 6.25 21	6.25	20/04/21	500	101.186	102.127	1.22	4.73	3.55	200,000	-0.14	0.61	0.775	Sr Unsecured
XS1223394914	TCZIRA 4.75 21	4.75	29/04/21	500	99.827	100.702	0.80	4.96	3.88	200,000	0.23	4.53	0.801	Sr Unsecured
XS1412393172	TSKBTI 4.875 21	4.88	18/05/21	300	99.563	100.546	0.57	5.38	4.24	200,000	0.52	4.36	0.851	Sr Unsecured
XS1079527211	ISCTR 5 21	5.00	25/06/21	750	99.893	100.824	0.07	5.11	4.14	200,000	-0.11	4.88	0.952	Sr Unsecured
XS1439838548	HALKBK 5 21	5.00	13/07/21	500	98.381	99.604	2.32	6.64	5.40	200,000	0.53	9.56	0.970	Sr Unsecured
XS1390320981	ISCTR 5.375 21	5.38	06/10/21	750	100.081	101.055	1.25	5.30	4.51	200,000	-0.03	4.49	1.199	Sr Unsecured
XS1508914691	VAKBN 5.5 21	5.50	27/10/21	500	99.991	100.991	0.96	5.50	4.72	200,000	0.03	5.18	1.253	Sr Unsecured
XS1571399754	YKBNK 5.75 22	5.75	24/02/22	600	99.768	100.713	2.01	5.89	5.29	200,000	-0.21	3.45	1.525	Sr Unsecured
XS1508390090	ISCTR 5.5 22	5.50	21/04/22	600	99.135	100.311	1.05	6.01	5.31	200,000	0.01	4.32	1.682	Sr Unsecured
XS1605397394	TCZIRA 5.125 22	5.13	03/05/22	600	97.784	98.742	0.81	6.41	5.85	200,000	-0.15	5.36	1.715	Sr Unsecured
XS1613091500	QNBFB 4.875 22	4.88	19/05/22	750	98.933	99.828	0.56	5.47	4.97	200,000	0.53	1.69	1.769	Sr Unsecured
XS1622626379	VAKBN 5.625 22	5.63	30/05/22	500	98.839	99.937	0.47	6.27	5.66	200,000	0.40	6.61	1.783	Sr Unsecured
USM8931TAF68	GARAN 5.25 22	5.25	13/09/22	750	99.581	100.555	1.56	5.45	4.98	200,000	0.50	2.70	2.025	Sr Unsecured
USM0375YAK49	AKBNK 5 22	5.00	24/10/22	500	99.009	99.906	0.92	5.46	5.04	150,000	0.80	3.91	2.141	Sr Unsecured
XS0847042024	ISCTR 6 22	6.00	24/10/22	1,000	98.374	100.087	1.10	6.76	5.96	200,000	0.80	10.08	2.108	Subordinated
XS0849728190	VAKBN 6 22	6.00	01/11/22	672	97.628	99.032	0.98	7.11	6.45	200,000	0.76	8.83	2.121	Subordinated
XS0861979440	YKBNK 5.5 22	5.50	06/12/22	1,000	97.360	98.885	0.37	6.69	6.00	200,000	2.64	5.93	2.231	Subordinated
XS1750996206	TSKBTI 5.5 23	5.50	16/01/23	350	97.005	98.087	2.51	6.80	6.32	200,000	1.22	6.76	2.273	Sr Unsecured
XS1711581337	FCFIN 6 23	6.00	25/01/23	300	93.055	97.140	2.58	9.09	7.24	200,000	-0.44	12.22	2.260	Sr Unsecured
XS1760780731	VAKBN 5.75 23	5.75	30/01/23	650	97.305	98.295	2.40	6.90	6.47	200,000	0.53	6.67	2.301	Sr Unsecured
XS1576037284	GARAN 5.875 23	5.88	16/03/23	500	99.585	100.612	1.70	6.04	5.63	200,000	0.50	1.64	2.434	Sr Unsecured
XS1788516679	YKBNK 6.1 23	6.10	16/03/23	500	98.802	99.810	1.76	6.58	6.17	200,000	0.18	4.61	2.420	Sr Unsecured
XS1691349010	TCZIRA 5.125 23	5.13	29/09/23	500	95.245	96.251	1.30	6.78	6.42	200,000	0.42	6.84	2.893	Sr Unsecured
XS1003016018	ISCTR 7.85 23	7.85	10/12/23	400	100.235	102.819	0.44	7.77	6.92	200,000	3.30	6.99	2.966	Subordinated
XS1970705528	VAKBN 8.125 24	8.13	28/03/24	600	102.704	103.739	2.08	7.28	6.97	200,000	1.22	6.29	3.137	Sr Unsecured
XS1578203462	ISCTR 6.125 24	6.13	25/04/24	1,250	97.014	98.109	1.11	7.03	6.69	200,000	0.37	7.55	3.308	Sr Unsecured
XS1634372954	YKBNK 5.85 24	5.85	21/06/24	500	96.343	97.406	0.15	6.92	6.60	200,000	0.70	3.93	3.474	Sr Unsecured
XS1959391019	QNBFB 6.875 24	6.88	07/09/24	650	102.040	10								

Türk Eurotahvilleri

İŞ YATIRIM

Rapor Terimlerini Açıklayıcı Doküman

Tanım	Enstrüman	Kupon	Vade ↓	İhraç Büyüklüğü (milyar)	Alış Fiyatı	Satış Fiyatı	Birikmiş Faiz	Alış Getiri (%)	Satış Getiri (%)	Minimum İşlem	Fiyat Performansı		Dur.	Payment Rank
											1A(Δ %)	1Y(Δ %)		
*Vadelerine göre sıralanmıştır.														
XS1028951264	TURKTI 4.875 24	4.88	19/06/24	500	98.527	99.576	0.15	5.29	4.99	200,000	3.11	5.48	3.558	Sr Unsecured
XS1577950402	CCOLAT 4.215 24	4.22	19/09/24	500	100.855	102.144	1.18	3.99	3.66	200,000	2.70	2.53	3.588	Sr Unsecured
XS1686704948	TUPRST 4.5 24	4.50	18/10/24	700	93.119	94.256	0.90	6.35	6.03	200,000	4.26	3.68	3.790	Sr Unsecured
XS1955059420	TURKTI 6.875 25	6.88	28/02/25	500	105.092	106.201	2.33	5.62	5.35	200,000	3.82	5.69	3.893	Sr Unsecured
XS1961766596	KCHOL 6.5 25	6.50	11/03/25	750	102.076	103.161	1.97	5.98	5.72	200,000	2.96	3.73	3.758	Sr Unsecured
XS1298711729	TCELLT 5.75 25	5.75	15/10/25	500	101.173	102.274	1.20	5.49	5.25	200,000	3.89	6.02	4.472	Sr Unsecured
XS1961010987	SİSETİ 6.95 26	6.95	14/03/26	700	102.964	104.196	2.05	6.32	6.07	200,000	4.56	3.55	4.424	Sr Unsecured
XS1803215869	TCELLT 5.8 28	5.80	11/04/28	500	98.913	99.960	1.27	5.98	5.81	200,000	4.82	8.39	6.108	Sr Unsecured

EUR Cinsinden

Devlet Eurotahvilleri

XS0993155398	TURKEY 4.35 21	4.35	12/11/21	1,250	101.650	102.185	2.75	3.09	2.70	100,000	0.71	-1.32	1.290	Sr Unsecured
XS1057340009	TURKEY 4.125 23	4.13	11/04/23	1,000	100.925	102.058	0.90	3.76	3.33	100,000	1.45	1.18	2.573	Sr Unsecured
XS1843443356	TURKEY 4.625 25	4.63	31/03/25	1,250	99.685	100.600	1.15	4.70	4.48	100,000	1.00	1.37	4.138	Sr Unsecured
XS1629918415	TURKEY 3.25 25	3.25	14/06/25	1,000	93.815	94.425	0.14	4.68	4.53	100,000	0.23	2.28	4.436	Sr Unsecured
XS1909184753	TURKEY 5.2 26	5.20	16/02/26	1,500	100.769	101.424	1.92	5.03	4.90	100,000	0.62	1.21	4.708	Sr Unsecured

Özel Sektör Eurotahvilleri

Finansal Kuruluşlar

XS1403416222	VAKBN 2.375 21	2.38	04/05/21	500	99.026	99.963	0.37	3.55	2.41	100,000	0.68	0.64	0.823	Secured
--------------	----------------	------	----------	-----	--------	--------	------	------	------	---------	------	------	-------	---------

Finans Dışı

XS1109959467	ACKAF 3.875 21	3.88	16/09/21	350	100.491	102.122	3.05	3.45	2.08	100,000	1.20	-1.01	1.145	Sr Unsecured
--------------	----------------	------	----------	-----	---------	---------	------	------	------	---------	------	-------	-------	--------------

Yen Cinsinden

Devlet Eurotahvilleri

JP579200EHQ4	TURKEY 1.81 20	1.81	07/12/20	3,000	100.168	100.192	0.12	1.42	1.37	1,000,000,000	0.03	-1.18	0.432	Sr Unsecured
JP579200DHQ6	TURKEY 1.81 20	1.81	07/12/20	700	100.136	100.161	0.12	1.49	1.44	700,000,000	0.03	-1.12	0.432	Sr Unsecured
JP579200KHQ1	TURKEY 1.81 20	1.81	07/12/20	3,700	100.173	100.198	0.12	1.41	1.35	3,700,000,000	0.03	-1.20	0.432	Sr Unsecured
JP579200BHQ0	TURKEY 1.81 20	1.81	07/12/20	2,000	100.159	100.184	0.12	1.44	1.38	200,000,000	0.03	-1.17	0.432	Sr Unsecured
JP579200CHQ8	TURKEY 1.81 20	1.81	07/12/20	1,000	100.144	100.169	0.12	1.48	1.42	500,000,000	0.03	-1.13	0.432	Sr Unsecured
JP579200GHQ9	TURKEY 1.81 20	1.81	07/12/20	3,600	100.172	100.196	0.12	1.41	1.36	1,800,000,000	0.02	-1.20	0.432	Sr Unsecured
JP579200FHQ1	TURKEY 1.81 20	1.81	07/12/20	2,400	100.163	100.188	0.12	1.43	1.38	1,200,000,000	0.02	-1.18	0.432	Sr Unsecured
JP579200JHQ3	TURKEY 1.81 20	1.81	07/12/20	3,600	100.172	100.196	0.12	1.41	1.36	3,600,000,000	0.02	-1.20	0.432	Sr Unsecured
JP579200ABF8	TURKEY 1.87 21	1.87	18/03/21	180,000	100.666	100.703	0.54	0.93	0.88	100,000,000	-0.01	-1.56	0.704	Sr Unsecured
JP579200ACF6	TURKEY 1.47 22	1.47	15/03/22	90,000	100.668	100.760	0.43	1.07	1.02	100,000,000	0.13	-1.74	1.667	Sr Unsecured
JP579200AEM8	TURKEY 1.05 24	1.05	25/09/24	100,000	99.779	99.779	0.28	1.10	1.10	100,000,000	-0.08	-0.34	4.035	Sr Unsecured

Yurtdışı Devlet ve Özel Sektör Eurotahvilleri

İŞ YATIRIM

*Vadelerine göre sıralanmıştır.

Rapor Terimleri

Kodu	Enstrüman	Ülke	Kpn	Vade ↓	İhraç Büyüklüğü (milyar)	Alış Fiyatı	Satış Fiyatı	Birikmiş Faiz	Alış Getiri (%)	Satış Getiri (%)	Minimum İşlem	Fiyat Performansı		Dur.	Payment Rank
												1A(Δ %)	1Y(Δ %)		
USD Cinsi															
USG8600UAA19	SUZANO 5.875 21	CAYMAN ISLANDS	5.88	23/01/21	0	0.000	0.000	1.09	0.00	0.00	100,000				Sr Unsecured
XS0579851949	ESKOM 5.75 21	SOUTH AFRICA	5.75	26/01/21	1,750	95.194	96.087	2.46	14.75	13.01	200,000	-1.32	-4.53	0.53	Sr Unsecured
US71645WAR25	PETBRA 5.375 21	NETHERLANDS	5.38	27/01/21	961	101.513	102.030	2.28	2.71	1.82	2,000	-0.26	-1.94	0.56	Sr Unsecured
USP16259AB20	BBVASM 6.5 21	MEXICO	6.50	10/03/21	750	102.303	103.052	1.99	3.13	2.06	150,000	-0.22	-2.14	0.67	Subordinated
US71647NAP42	PETBRA 8.375 21	NETHERLANDS	8.38	23/05/21	463	104.742	105.387	0.86	2.99	2.29	2,000	-0.69	-4.61	0.87	Sr Unsecured
USY7138AAA89	PERTIJ 5.25 21	INDONESIA	5.25	23/05/21	391	102.865	103.589	0.54	2.02	1.23	200,000	0.31	-1.44	0.88	Sr Unsecured
XS1678622090	AZERBJ 2.82 21	AZERBAIJAN	2.82	01/09/21	174	99.800	100.304	0.93	2.99	2.55	150,000	-1.03	1.54	1.14	
US91911TAM53	VALEBZ 4.375 22	CAYMAN ISLANDS	4.38	11/01/22	0	0.000	0.000	1.92	0.00	0.00	2,000				Sr Unsecured
US46556MAF95	ITAU 5.65 22	BRAZIL	5.65	19/03/22	1,250	103.915	104.718	1.59	3.29	2.82	200,000	1.08	-0.84	1.62	Subordinated
USG1315RAG66	BRASKM 5.375 22	CAYMAN ISLANDS	5.38	02/05/22	289	103.635	104.700	0.87	3.32	2.74	200,000	1.69	-0.82	1.74	Sr Unsecured
XS0800346362	GRAIL 7.75 22	GEORGIA	7.75	11/07/22	500	100.972	102.566	3.64	7.23	6.38	200,000	2.51	-6.56	1.80	Sr Unsecured
XS0809571739	SAFTRA 4 22	SOUTH AFRICA	4.00	26/07/22	1,000	96.417	97.602	1.71	5.86	5.23	200,000	1.35	-3.01	1.92	Sr Unsecured
US03512TAC53	ANGSJ 5.125 22	ISLE OF MAN	5.13	01/08/22	750	104.111	105.167	2.12	3.08	2.57	1,000	0.13	0.06	1.94	Sr Unsecured
XS0867478124	HSBKKZ 5.5 22	KAZAKHSTAN	5.50	21/12/22	548	99.276	100.108	0.00	5.82	5.45	1	0.31	-0.95	0.16	Sr Unsecured
XS0863524277	TAQAUH 3.625 23	UAE	3.63	12/01/23	1,250	104.733	105.607	1.69	1.71	1.37	200,000	0.79	2.40	2.39	Sr Unsecured
US71654QBG64	PEMEX 3.5 23	MEXICO	3.50	30/01/23	1,144	94.555	95.576	1.46	5.80	5.35	10,000	0.82	1.27	2.39	Sr Unsecured
XS0903465127	SOIAZ 4.75 23	AZERBAIJAN	4.75	13/03/23	1,000	103.823	104.785	1.41	3.26	2.90	200,000	0.18	0.09	2.50	Sr Unsecured
US71647NAF69	PETBRA 4.375 23	NETHERLANDS	4.38	20/05/23	1,406	101.460	102.331	0.49	3.84	3.52	2,000	0.15	-0.63	2.69	Sr Unsecured
USP30179AM09	CFELEC 4.875 24	MEXICO	4.88	15/01/24	1,250	105.810	105.919	2.23	3.13	3.10	200,000	0.30	2.21	3.19	Sr Unsecured
US836205AQ75	SOAF 4.665 24	SOUTH AFRICA	4.67	17/01/24	1,500	101.965	102.790	2.11	4.06	3.82	100,000	0.61	-2.04	3.19	Sr Unsecured
US10553YAF25	BRASKM 6.45 24	CAYMAN ISLANDS	6.45	03/02/24	750	108.940	109.966	2.63	3.77	3.48	200,000	4.40	-1.28	3.16	Sr Unsecured
US71647NAM11	PETBRA 6.25 24	NETHERLANDS	6.25	17/03/24	1,586	106.447	107.349	1.79	4.35	4.10	2,000	0.98	-2.80	3.27	Sr Unsecured
XS1044540547	AZERBJ 4.75 24	AZERBAIJAN	4.75	18/03/24	1,250	106.286	107.103	1.35	2.95	2.73	200,000	1.03	1.08	3.38	Sr Unsecured
USP16259AK29	BBVASM 4.375 24	MEXICO	4.38	10/04/24	750	107.035	107.882	0.97	2.42	2.19	150,000	1.86	3.46	3.47	Sr Unsecured
US105756AR10	BRAZIL 8.875 24	BRAZIL	8.88	15/04/24	1,029	123.475	124.663	1.85	2.37	2.08	1,000	0.22	-1.99	3.28	Sr Unsecured
US31572UAE64	FIBRBZ 5.25 24	CAYMAN ISLANDS	5.25	12/05/24	600	106.998	107.953	0.70	3.31	3.05	2,000	3.92	1.10	3.49	Sr Unsecured
USP1905CAE05	BRFSBZ 4.75 24	BRAZIL	4.75	22/05/24	518	100.200	101.456	0.50	4.69	4.34	200,000	0.85	0.69	3.51	Sr Unsecured
XS1075401726	EMAARM 4.564 24	CAYMAN ISLANDS	4.56	18/06/24	750	101.934	102.936	0.15	4.03	3.76	200,000	-0.78	-0.84	3.61	Sr Unsecured
XS1120709669	KAZAKS 3.875 24	KAZAKHSTAN	3.88	14/10/24	1,500	108.892	109.722	0.82	1.72	1.53	200,000	0.09	3.01	3.96	Sr Unsecured
US06120TAA60	BCHINA 5 24	CHINA	5.00	13/11/24	3,000	111.197	111.619	0.65	2.29	2.20	200,000	1.40	3.43	3.95	Subordinated
US105756BV13	BRAZIL 4.25 25	BRAZIL	4.25	07/01/25	4,300	105.413	106.035	2.04	2.96	2.82	200,000	-0.61	0.57	4.05	Sr Unsecured
USP2253TJE03	CEMEX 5.7 25	MEXICO	5.70	11/01/25	1,071	96.952	98.117	2.68	6.49	6.18	200,000	-1.07	-6.10	2.83	1st lien
US91087BAA89	MEX 3.6 25	MEXICO	3.60	30/01/25	1,947	105.838	106.356	1.50	2.25	2.14	200,000	0.76	3.94	4.18	Sr Unsecured
XS1187065443	ESKOM 7.125 25	SOUTH AFRICA	7.13	11/02/25	1,250	92.928	94.126	2.75	9.03	8.69	200,000	2.89	-10.08	3.73	Sr Unsecured
XS1263054519	KAZAKS 5.125 25	KAZAKHSTAN	5.13	21/07/25	2,500	115.902	116.729	2.26	1.82	1.66	200,000	0.38	2.89	4.45	Sr Unsecured
USP989MJBEO4	YPPDAR 8.5 25	ARGENTINA	8.50	28/07/25	1,500	74.231	75.935	3.59	16.11	15.51	1,000	17.26	-24.87	3.62	Sr Unsecured
US836205AR58	SOAF 5.875 25	SOUTH AFRICA	5.88	16/09/25	2,000	106.090	106.915	1.70	4.55	4.38	200,000	1.19	-2.55	4.43	Sr Unsecured
XS1301525207	ALBRK 10.5 25	CAYMAN ISLANDS	10.50	30/11/25	250	0.000	0.000	0.06	0.00	0.00	200,000			0.49	Subordinated
XS1323608635	KFINKK 7.9 26	CAYMAN ISLANDS	7.90	17/02/26	350	97.395	98.874	2.92	7.80	7.47	200,000	-0.72	-2.33	0.58	
XS1319820897	SGCAZE 6.875 26	AZERBAIJAN	6.88	24/03/26	2,000	115.104	116.003	1.83	3.91	3.75	200,000	0.62	0.00	4.76	
US105756AE07	BRAZIL 10.125 27	BRAZIL	10.13	15/05/27	765	134.801	136.224	1.27	4.24	4.04	1,000	0.10	-3.97	5.26	Sr Unsecured
XS1706923148	FCFIN 7.25 27	NETHERLANDS	7.25	09/11/27	150	92.213	96.000	1.03	7.59	6.89	200,000	8.58	25.06	2.17	Subordinated
XS1196496688	SOIAZ 6.95 30	AZERBAIJAN	6.95	18/03/30	750	117.697	119.207	1.97	4.66	4.49	200,000	5.69	0.06	7.23	Sr Unsecured
US040114GL81	ARGENT 8.28 33	ARGENTINA	8.28	31/12/33	3,046	45.513	46.635	0.00	14.43	14.06	1	1.45	-43.44		Sr Unsecured
US105756BB58	BRAZIL 8.25 34	BRAZIL	8.25	20/01/34	1,369	129.505	130.969	3.67	5.19	5.06	1,000	2.13	-1.83	8.70	Sr Unsecured
US040114GK09	ARGENT 3.75 38	ARGENTINA	3.75	31/12/38	5,297	38.626	39.474	0.00	12.71	12.48	1	1.53	-32.00	7.80	Sr Unsecured
USP98088AA83	VOTORA 7.25 41	LUXEMBOURG	7.25	05/04/41	610	114.910	116.221	1.71	5.99	5.89	200,000	5.38	-3.18	11.36	Sr Unsecured
USG21895AC44	CNPCCCH 5.95 41	BRITISH VIRGIN	5.95	28/04/41	500	143.158	145.442	1.02	3.12	3.00	200,000	3.57	10.07	13.69	Sr Unsecured
US836205AS32	SOAF 5.375 44	SOUTH AFRICA	5.38	24/07/44	1,000	87.085	88.155	2.33	6.44	6.34	200,000	4.15	-12.57	12.49	Sr Unsecured
XS1120709826	KAZAKS 4.875 44	KAZAKHSTAN	4.88	14/10/44	1,000	126.803	128.022	1.03	3.27	3.21	200,000	2.07	10.00	15.62	Sr Unsecured
XS1263139856	KAZAKS 6.5 45	KAZAKHSTAN	6.50	21/07/45	1,500	147.846	149.102	2.87	3.59	3.53	200,000	2.79	6.86	14.58	Sr Unsecured
US91086QBF46	MEX 4.6 46	MEXICO	4.60	23/01/46	2,857	103.214	103.844	2.01	4.39	4.35	200,000	-0.68	1.78	15.12	Sr Unsecured
US71647NAN93	PETBRA 6.85 2115	NETHERLANDS	6.85	05/06/15	2,449	99.715	100.814	0.48	6.87	6.79	2,000	3.44	-2.98	14.38	Sr Unsecured

Euro Cinsinden

XS1731106347	CEMEX 2.75 24	MEXICO	2.75	05/12/24	650	91.612	93.071	0.19	4.88	4.49	100,000	4.16	-9.49	0.00	1st lien
XS0982711714	PETBRA 4.75 25	NETHERLANDS	4.75	14/01/25	640	104.731	106.085	2.18	3.60	3.28	100,000	2.26	-6.57	4.06	Sr Unsecured
XS0213101073	PEMEX 5.5 25	MEXICO	5.50	24/02/25	1,000	99.165	100.560	1.91	5.70	5.35	10,000	-0.63	-6.95	4.06	Sr Unsecured
XS1813724603	TEVA 4.5 25	NETHERLANDS	4.50	01/03/25	898	99.658	100.605	1.49	4.58	4.35	100,000	-1.24	6.70	0.00	Sr Unsecured
XS1824425182	PEMEX 3.625 25	MEXICO	3.63	24/11/25	650	88.642	89.956	2.17	6.15	5.84	100,000	0.59	-6.71	4.73	Sr Unsecured
XS1211044075	TEVA 1.875 27	NETHERLANDS	1.88	31/03/27	700	84.634	86.053	0.47	4.57	4.30	100,000	-1.45	13.66	0.00	Sr Unsecured
XS1172951508	PEMEX 2.75 27	MEXICO	2.75	21/04/27	1,250	78.699	80.116	0.53	6.75	6.45	100,000	-2.22	-9.45	6.01	Sr Unsecured
XS1568888777	PEMEX 4.875 28	MEXICO	4.88	21/02/28	1,250	86.799	88.040	1.73	7.17	6.94	100,000	-0.80	-10.47	6.17	Sr Unsecured
XS1439749364	TEVA 1.625 28	NETHERLANDS	1.63	15/10/28	750	81.174	82.716	1.15	4.38	4.13	100,000	0.16	13.92	7.55	Sr Unsecured
XS1824424706	PEMEX 4.75 29	MEXICO													

Devlet İç Borçlanma Senetleri

İŞ YATIRIM



Rapor Terimleri

Tanım	Kpn%	Vade Tarihi ↓	İhraç Tarihi	Vadeye kalan (ay/yıl)	İhrac (mn TL)	Hacim (mnTL)			Son İşlem Tarihi	Son Temiz Fiyat	Birikmiş Faiz	Basit Faiz (%)	Bileşik Faiz (%)	Faiz Değ.(Δbp)			3ay Bant				Dur.	Konv.	PVBP * 100
						1G	1H	3A St.dev						1G	1H	3A	Min(%)	Mak(%)	Ort(%)	Z-skor			
İskontolu Tahviller																							
TRT160920T25		16/09/20	10/07/19	3 m	16.747	0.5	150.1	1.54	25/06/20	98.213		8.00	8.25	0	-10	-245	7.33	11.95	9.65	-0.91	0.22	0.00	0.22
TRT071020T23		07/10/20	18/09/19	3 m	19.312	23.5	82.1	1.55	25/06/20	97.771		8.00	8.23	0	-10	-248	7.32	11.97	9.56	-0.86	0.27	0.00	0.27
TRT140421T13		14/04/21	15/01/20	10 m	12.334	1.9	7.1	1.27	25/06/20	93.613		8.50	8.57	10	21		7.89	12.21	10.05	-1.17	0.77	0.01	0.70
TRT090621T18		09/06/21	11/03/20	12 m	25.213	0.9	132.4	1.64	24/06/20	92.503		8.50	8.52	11		-236	8.17	12.13	9.92	-0.85	0.92	0.01	0.82

Sabit Kuponlu Tahviller																							
TRT080720T19	4.7	08/07/20	15/07/15	0 m	17.092	87.7	315.7	1.58	25/06/20	100.045	4.39	7.71	8.00	-35	-270	6.97	12.00	9.32	-0.84	0.03	0.00	0.03	
TRT120820T12	11.5	12/08/20	15/08/18	2 m	19.577	2.2	13.8	1.56	25/06/20	101.870	8.53	8.01	8.29	-8		7.07	11.97	9.63	-0.86	0.12	0.00	0.14	
TRT170221T12	5.35	17/02/21	24/02/16	8 m	15.689	59.5	271.0	1.62	25/06/20	101.400	3.76	8.40	8.58	16	-244	7.37	12.75	9.82	-0.76	0.60	0.01	0.63	
TRT210421T14	10.45	21/04/21	24/04/19	10 m	19.928	0.0	54.4	1.38	25/06/20		3.73					7.75	12.57	10.28		0.74	0.01	0.85	
TRT220921T18	4.6	22/09/21	28/09/16	15 m	15.392	24.2	274.3	1.46	24/06/20	100.625	2.33	8.64	8.83	12	46	-222	8.08	12.48	10.27	-0.99	1.13	0.02	1.17
TRT201021T25	6.9	20/10/21	23/10/19	16 m	27.160	0.0	6.2	1.17	24/06/20		2.43					8.14	12.70	10.61		1.18	0.02	1.29	
TRT120122T17	4.75	12/01/22	25/01/12	19 m	10.586	3.2	20.5	1.42	25/06/20	100.900	4.25	8.86	9.06	-7	-311	8.84	14.05	11.21	-1.52	1.36	0.03	1.43	
TRT020322T17	5.5	02/03/22	08/03/17	20 m	16.836	4.3	37.3	1.49	25/06/20	103.200	3.45	8.90	9.10	0	18	-329	8.91	14.12	11.24	-1.43	1.47	0.03	1.57
TRT040522T13		04/05/22	06/05/20	23 m	7.366	0.5	252.7	0.40	18/06/20	100.400	1.09	8.75	8.94	0	-35	8.89	10.04	9.36	-1.04	1.68	0.04	1.71	
TRT170822T15	5.35	17/08/22	23/08/17	26 m	15.300	29.4	169.9	1.44	18/06/20	103.000	3.56	9.12	9.33	32	21	-286	9.01	14.35	11.40	-1.44	1.85	0.05	1.98
TRT140922T17	4.25	14/09/22	26/09/12	27 m	10.771	53.3	240.1	1.45	22/06/20	99.000	2.27	8.99	9.19	15	20	-311	8.67	14.04	11.12	-1.33	1.95	0.05	1.98
TRT180123T10	6.1	18/01/23	24/01/18	31 m	14.524	51.3	882.1	1.40	25/06/20	106.200	5.23	9.42	9.64	-3	7	-296	9.13	14.20	11.47	-1.31	2.09	0.06	2.33
TRT080323T10	3.55	08/03/23	20/03/13	33 m	16.985	24.0	269.9	1.27	22/06/20	93.900	2.03	9.71	9.95	6		-293	9.02	14.43	11.66	-1.35	2.35	0.07	2.26
TRT140623T19	8.1	14/06/23	20/06/18	36 m	10.660	1.8	194.2	1.25	24/06/20	116.500	0.36	9.69	9.92	12	-5	-306	9.56	14.37	11.69	-1.42	2.41	0.08	2.81
TRT270923T11	4.4	27/09/23	09/10/13	40 m	12.935	26.8	49.6	1.31	24/06/20	97.100	2.05	9.85	10.09	15	4	-275	9.74	14.50	11.64	-1.18	2.74	0.09	2.70
TRT181023T19	10.05	18/10/23	24/10/18	40 m	2.601	0.7	16.2	1.15	22/06/20	128.800	3.42	9.75	9.99	-29	-37	-361	9.90	14.48	11.87	-1.64	2.50	0.08	3.30
TRT200324T13	5.2	20/03/24	02/04/14	45 m	7.586	5.2	108.2	1.16	25/06/20	101.225	2.66	9.99	10.24	0	-39	-276	9.88	14.61	11.91	-1.44	3.00	0.12	3.11
TRT240724T15	4.5	24/07/24	06/08/14	50 m	15.248	105.7	385.3	1.15	25/06/20	97.400	3.68	9.78	10.02	-2	-48	-284	10.02	14.70	12.06	-1.77	3.25	0.14	3.26
TRT120325T12	4	12/03/25	25/03/15	57 m	18.868	2.8	159.6	1.07	25/06/20	90.750	2.20	10.53	10.81	-7	-22	-226	10.43	14.88	12.41	-1.49	3.76	0.18	3.50
TRT110226T13	5.3	11/02/26	24/02/16	69 m	22.110	331.1	928.4	0.90	25/06/20	99.200	3.73	10.79	11.08	-21	-49	-189	11.08	14.76	12.41	-1.48	4.08	0.22	4.16
TRT240227T17	5.5	24/02/27	08/03/17	81 m	16.108	27.6	155.1	0.91	22/06/20	98.750	3.35	11.26	11.58	-23		-154	10.98	14.83	12.58	-1.09	4.59	0.28	4.54
TRT110827T16	5.25	11/08/27	23/08/17	87 m	18.789	110.8	409.1	0.86	25/06/20	96.000	3.69	11.32	11.64	-16	-41	-137	11.28	14.75	12.57	-1.08	4.82	0.31	4.69
TRT080328T15	6.2	08/03/28	21/03/18	94 m	10.587	13.0	46.9	0.88	25/06/20	105.600	3.41	11.29	11.61	-22	-49	-161	11.23	14.73	12.55	-1.07	4.92	0.33	5.25

Değişken Faizli Tahviller																						
TRT111120T18	9.86	11/11/20	20/11/13	5 m	14.612	0.5	3.1	1.03	31/12/19	103.000	2.71					9.41	11.87	10.33		0.42	0.00	0.37
TRT190521T17	8.65	19/05/21	28/05/14	11 m	12.869	1.1	15.6	1.11	31/03/20	100.000	6.32					9.22	11.86	10.55				
TRT200422T14	10.29	20/04/22	29/04/15	22 m	12.604	10.4	101.2		11/06/20	101.500	1.58									0.46	0.01	0.37
TRT050624T19	8.65	05/06/24	14/06/17	48 m	12.739	1.0	5.0		31/12/19	100.600	1.05									0.65	0.01	0.42
TRT020725T10	7.62	02/07/25	11/07/18	61 m	2.833	0.6	0.7		31/12/19	100.000	10.00									0.40	0.01	0.02
TRT060825T15	5.41	06/08/25	15/08/18	62 m	18.085	42.3	121.5		08/06/20	100.400	3.51									0.41	0.01	0.18
TRT041126T11	7.15	04/11/26	13/11/19	77 m	17.499	1.0	53.7		13/05/20	99.500												
TRT050527T17		05/05/27	13/05/20	83 m	0.000	0.3	0.3			98.462												

TÜFE'ye Endeksli Tahviller																						
TRT060121T16	1.5	06/01/21	19/01/11	6 m	7.509	7.7	15.5	0.94	24/06/20	102.300	1.39	-1.24	-1.24			-1.24	4.90	2.81	-4.32	0.51	0.01	0.68

Devlet İç Borçlanma Senetleri

İŞ YATIRIM



Rapor Terimleri

Tanım	Kpn%	Vade Tarihi ↓	İhraç Tarihi	Vadeye kalan (ay/yıl)	İhrac (mn TL)	Hacim (mnTL)			Son İşlem Tarihi	Son Temiz Fiyat	Birikmiş Faiz	Basit Faiz (%)	Bileşik Faiz (%)	Faiz Değ.(Δbp)			3ay Bant				Dur.	Konv.	PVBP * 100
						1G	1H	3A St.dev						1G	1H	3A	Min(%)	Mak(%)	Ort(%)	Z-skor			
TRT210721T11	1.5	21/07/21	03/08/11	13 m	9.304	32.6	441.4	0.99	10/06/20	104.200	1.16	-0.89	-0.89				-0.89	3.39	1.92	-2.84	1.27	0.03	1.35
TRT230222T13	1.5	23/02/22	07/03/12	20 m	9.800	0.0	123.8	0.75	11/06/20		0.88						0.82	4.76	3.02				
TRT261022T10	1.0	26/10/22	07/11/12	28 m	10.355	0.0	166.7	0.76	11/06/20		0.24						0.43	4.55	2.89				
TRT030523T13	0.5	03/05/23	15/05/13	35 m	15.328	15.5	202.0	0.73	15/06/20	99.750	0.11	1.09	1.09	13			0.91	4.36	2.60	-2.06	2.87	0.11	2.94
TRT020823T11	1.5	02/08/23	14/08/13	38 m	8.477	1.1	288.4	0.60	12/06/20	105.900	1.08	1.07	1.07	-8	-136		1.07	4.42	3.01	-3.22	2.98	0.12	3.28
TRT081123T10	1.4	08/11/23	20/11/13	41 m	8.497	11.7	51.5	0.65	22/04/20	104.500	1.25	1.50	1.51	-146			1.51	4.24	3.06	-2.38	3.29	0.14	3.56
TRT100124T17	2.1	10/01/24	16/01/19	43 m	13.041	1.2	8.0	0.66	27/04/20	107.875	1.20	1.99	2.00	-100			2.00	4.14	3.45	-2.21			
TRT080524T17	1.2	08/05/24	21/05/14	47 m	5.745	0.6	103.6	0.57	14/05/20	102.000	0.01	1.87	1.88	39	39		1.49	4.27	2.84	-1.70			
TRT050624T35	2.1	05/06/24	12/06/19	48 m	9.221	13.4	190.9	0.67	14/05/20	108.975	1.76	1.77	1.78	-33	-110		1.78	4.05	3.13	-2.00			
TRT180924T11	1.0	18/09/24	01/10/14	52 m	8.054	1.0	123.4	0.62	24/06/20	102.050	0.51	1.50	1.51	-9			1.51	4.44	3.01	-2.42	3.98	0.20	3.86
TRT061124T11	1.6	06/11/24	13/11/19	53 m	7.137	0.6	12.9	0.38	22/04/20	105.630	1.43	1.90	1.91	-9	-45		1.91	3.28	2.84	-2.43			
TRT290125T15	1.2	29/01/25	05/02/20	56 m	12.020	1.1	136.4	0.28	05/06/20	103.090	0.80	1.67	1.68	0	-63		1.68	2.52	2.19	-1.80	4.26	0.22	2.35
TRT160425T17	1.0	16/04/25	29/04/15	59 m	8.822	0.0	77.3	0.58	24/06/20		0.35						1.66	4.44	3.02		4.48	0.24	4.22
TRT140126T11	1.4	14/01/26	27/01/16	68 m	11.401	1.7	17.2	0.44	28/04/20	102.200	0.73	2.29	2.30	-144			2.30	4.23	2.92	-1.43	5.13	0.32	4.52
TRT070727T13	1.5	07/07/27	19/07/17	86 m	13.623	1.6	6.8	0.64	23/06/20	105.150	1.28	2.11	2.12	-12	-35		2.12	4.60	3.52	-2.19			
TRT120128T11	1.5	12/01/28	24/01/18	92 m	7.585	0.7	4.1	0.93	31/12/19	98.000		3.18	3.21	17			2.91	5.93	3.76	-0.59			
TRT280628T18	1.65	28/06/28	11/07/18	97 m	14.958	0.7	5.6	0.65	01/06/20	109.000	1.32	2.09	2.10	-87			2.10	4.21	3.31	-1.87	6.69	0.54	5.12

Kamu Kira Sertifikası

TRD230920T24	12.2	23/09/20	26/09/18	3 m	1.700	0.7	33.8	1.43	25/06/20	103.930	6.23	7.75	7.98	11	61	-235	6.94	11.05	9.01	-0.72	0.23	0.00	0.26
TRD281020T26		28/10/20	29/04/20	4 m	0.000	10.1	39.0	0.19	25/06/20	100.000	1.22	7.57	7.76	0	37		7.11	7.76	7.35	2.17	0.33	0.00	0.34
TRD111120T16		11/11/20	13/05/20	5 m	0.000	60.7	282.7	0.25	25/06/20	99.995	0.93	7.63	7.81	2	41		6.97	7.81	7.38	1.72	0.36	0.00	0.37
TRD181120T19	9.0	18/11/20	21/11/18	5 m	3.241	59.3	62.3	1.24	25/06/20	103.800	1.82	8.00	8.19	5			7.21	11.02	9.10	-0.74	0.38	0.00	0.41
TRD100221T17	8.8	10/02/21	13/02/19	8 m	1.479	30.0	47.6	1.21	25/06/20	105.768	6.53	8.00	8.16	1	18	-271	7.07	11.04	9.39	-1.02	0.57	0.01	0.64
TRD160621T17	10.6	16/06/21	19/06/19	12 m	1.606	0.0	13.3	0.97	25/06/20		0.46						7.77	11.56	9.73		0.89	0.01	0.55
TRD140721T18	4.7	14/07/21	20/07/16	13 m	0.908	0.0	11.2	0.93	25/06/20		4.21						7.80	11.13	9.73		0.95	0.01	1.00
TRD180821T13	7.4	18/08/21	21/08/19	14 m	0.847	0.0	5.6	0.73	18/06/20		4.92						8.21	11.14	10.04		1.03	0.02	1.16
TRD151221T10	5.8	15/12/21	18/12/19	18 m	1.948	0.0	37.4	1.19	25/06/20		0.28						7.91	11.27	9.77		1.34	0.02	1.41
TRD260122T19	4.9	26/01/22	29/01/20	19 m	2.926	0.0	12.2	1.09	25/06/20		4.00						7.95	11.29	9.63		1.40	0.03	1.49
TRD090222T19	4.9	09/02/22	12/02/20	20 m	2.205	0.6	9.3	1.08	25/06/20	102.750	3.63	7.94	8.10		9	-317	7.93	11.30	9.83	-1.60	1.43	0.03	1.53

Özel Sektör Tahvilleri (TL)

İŞ YATIRIM



Rapor Terimleri

Kodu	Enstrüman	Kpn	Vade ↓	İhraç T.	Kpn Sıklık	Bir son. kupon t.	Toplam İhrac	Son İşlem Tarihi	Temiz Fiyat	Birikmiş Faiz	Getiri (%)	FaizΔ Son İki İşgünü			Fiyat Değ.			Hacim Ort.		Dur.	Konv.	PVBP * 100
												1G(Δ)	1H(Δ)	3A(Δ)	1G(Δ)	1H(Δ)	3A(Δ)	1H	3A			
Özkaynak Hes.Dahil Borç.Araçları																						
TRSTISB72712	Türkiye İş Bankası A.Ş.		27/07/27	08/08/17			1,100.00	18/06/20	100.000								0		3.07	2.84		
TRSVKFB92719	Türkiye Vakıflar Bankası		06/09/27	18/09/17			525.00	11/06/20											1.30	1.07		
TRSTHALE2716	Türkiye Halk Bankası		22/10/27	20/10/17			1,000.00	17/02/20	99.434								0.01		8.81	1.46		
TRSSKBA2716	Şekerbank T.A.Ş.		10/12/27	22/12/17			300.00	18/06/20	91.276										0.62	1.57		
TRSSKBK52818	Şekerbank T.A.Ş.		11/05/28	24/05/18			150.00	04/05/20	98.900	0.72							0		0.05	0.78		0.04
TRSTHAL62811	Türkiye Halk Bankası		04/07/28	03/07/18			1,950.00	17/02/20	99.957	1.85	14.6								0.15	0.01		
TRSTHAL92826	Türkiye Halk Bankası		13/09/28	26/09/18			2,979.80															
TRSEXIM92818	Türkiye İhracat Kredi		14/09/28	27/09/18			2,901.76															
TRSFIBA10016	Fibabanka A.Ş.		12/03/29	20/03/19			100.00															
TRSTISB62911	Türkiye İş Bankası A.Ş.		06/06/29	19/06/19			800.00	08/05/20	99.991	1.67							0.491		3.08	0.50		
TRSYKKB62914	Yapı Ve Kredi Bankası		20/06/29	03/07/19			500.00	22/04/20		0.66									3.03	0.25		
TRSTISB92918	Türkiye İş Bankası A.Ş.		13/09/29	26/09/19			350.00	03/04/20	100.000	0.49							0		0.73	0.06		0.21
TRSVKFB92925	Türkiye Vakıflar Bankası		14/09/29	27/09/19			725.00	27/03/20	100.000								0		0.74	0.06		
TRSYKKB92911	Yapı Ve Kredi Bankası		20/09/29	03/10/19			300.00	07/02/20	101.000										0.40	0.03		
TRSGRANE2915	Türkiye Garanti Bankası		07/10/29	09/10/19			252.88	25/06/20	102.250								0.08		1.30	0.15		
TRSSKBA0017	Şekerbank T.A.Ş.		28/11/29	11/12/19			250.00	19/06/20											0.00	0.00		
TRSGRAN23013	Türkiye Garanti Bankası		14/02/30	14/02/20			750.00	22/06/20											0.44	0.56		

Kira Sertifikaları (Kot içi)

TRDHVKA62050	Halk Varlık Kiralama /	10.25	26/06/20	25/03/20	26/06/2020		85.00	25/06/20		2.58									0.12	0.01	0.00	0.000	0.00
TRDKTVK72012	Kuveyt Türk Kira Serti	8.60	01/07/20	15/04/20	01/07/2020		300.00	24/06/20	100.021	1.67	7.65	-13		-0.014					1.50	1.13	0.02	0.000	0.02
TRDNVKA72016	Nurol Varlık Kiralama	11.00	01/07/20	01/04/20	01/07/2020		50.00																
TRDVVRK72021	Vakıf Varlık Kiralama	9.75	02/07/20	01/04/20	02/07/2020		430.00	24/06/20		2.27									0.00	0.00			
TRDEVKS72017	Emlak Katılım Varlık K	9.25	02/07/20	30/04/20	02/07/2020		200.00	18/06/20	99.998	1.27	9.61	0		0					0.04	0.00	0.03	0.000	0.04
TRDABVK72011	Aktif Bank Sukuk Varlı	11.00	03/07/20	14/01/20	03/07/2020		25.00	18/05/20		3.83									0.00	0.00	0.12	0.001	0.12
TRDZKVK72019	Ziraat Katılım Varlık K	10.70	08/07/20	03/04/20	08/07/2020		500.00	25/06/20	100.070	2.46	8.88		117	-0.1					0.98	0.23	0.03	0.000	0.03
TRDBRKT72019	Bereket Varlık Kiralan	9.00	09/07/20	30/04/20	09/07/2020		450.00	25/06/20	100.079	1.41	7.07								1.60	0.41	0.03	0.000	0.04
TRDHVKA72018	Halk Varlık Kiralama /	9.70	14/07/20	28/01/20	14/07/2020		150.00	10/06/20	100.080	3.59	8.87								1.58	0.24	0.09	0.000	0.09
TRDABVK72029	Aktif Bank Sukuk Varlı	10.15	17/07/20	13/03/20	17/07/2020		100.00	24/06/20		2.89									0.00	0.03	0.06	0.000	0.06
TRDVVRK72047	Vakıf Varlık Kiralama	9.50	17/07/20	29/04/20	17/07/2020		300.00	18/06/20		1.33									0.00	0.00			
TRDTFVK72012	Türkiye Finans Varlık	0.00	22/07/20	17/04/20	22/07/2020		400.00	03/06/20											0.00	0.00			
TRDKTVK72038	Kuveyt Türk Kira Serti	8.75	27/07/20	11/05/20	27/07/2020		350.00	23/06/20		1.05									0.28	1.32	0.09	0.000	0.09
TRDZKVK72027	Ziraat Katılım Varlık K	10.40	28/07/20	20/04/20	28/07/2020		600.00	25/06/20	100.179	1.91	8.57	0	-20	-0.006	-0.02				5.03	1.40	0.08	0.000	0.09
TRDHVKA82017	Halk Varlık Kiralama /	9.80	06/08/20	03/03/20	06/08/2020		200.00	18/06/20		2.90									0.06	0.06	0.13	0.001	0.13
TRDABVK82010	Aktif Bank Sukuk Varlı	10.10	07/08/20	27/03/20	07/08/2020		50.00	23/06/20		2.46									0.00	0.05	0.12	0.001	0.12
TRDQFVK82017	Qnb Finans Varlık Kir	10.00	10/08/20	12/02/20	10/08/2020		100.00	02/06/20	100.000	3.07	10.08	-1		0					0.13	0.15	0.18	0.001	0.19
TRDZKVK82018	Ziraat Katılım Varlık K	9.00	12/08/20	06/05/20	12/08/2020		700.00	25/06/20	100.051	1.26	8.82								0.60	0.58	0.12	0.001	0.13
TRDHVKA82025	Halk Varlık Kiralama /	9.80	18/08/20	10/03/20	18/08/2020		75.00																
TRDABVK82028	Aktif Bank Sukuk Varlı	10.75	21/08/20	17/04/20	21/08/2020		100.00	25/06/20		2.06									0.00	0.01	0.15	0.001	0.16
TRDQFVK82025	Qnb Finans Varlık Kir	9.40	24/08/20	26/02/20	24/08/2020		134.95																
TRDHVKA92016	Halk Varlık Kiralama /	10.90	01/09/20	07/04/20	01/09/2020		200.00	18/06/20		2.18									0.00	0.00			
TRDHVKA92024	Halk Varlık Kiralama /	9.00	30/09/20	08/05/20	30/09/2020		200.00	05/06/20		0.76									0.00	0.00	0.30	0.002	0.31
TRDABVKE2013	Aktif Bank Sukuk Varlı	13.75	23/10/20	25/10/19	23/10/2020		25.00	18/06/20		8.97									1.14	0.09	0.33	0.003	0.37
TRDTFVKK2010	Türkiye Finans Varlık	8.90	06/11/20	11/05/20	06/11/2020		150.00																
TRDABVK12124	Aktif Bank Sukuk Varlı		29/01/21	24/02/20			25.00	17/06/20	100.636		8.74	-119		0.668					1.97	0.15			
TRDABVK12116	Aktif Bank Sukuk Varlı	10.03	29/01/21	31/01/20	29/01/2021		25.00	25/06/20		4.04									0.00	0.02	0.57	0.006	0.59
TRDABVK32114	Aktif Bank Sukuk Varlı	10.03	12/03/21	13/03/20	12/03/2021		50.00	24/06/20	100.518	2.86	9.11								0.01	0.00			
TRDYVKS2119	Yatırım Varlık Kiralam	14.17	24/12/21	27/12/19	4 25/09/2020		150.00	25/06/20											1.29	0.48			
TRDYVKS32217	Yatırım Varlık Kiralam	11.78	09/03/22	11/03/20	4 09/09/2020		75.00	24/06/20		0.48									0.29	0.02			0.20
TRDABVK43012	Aktif Bank Sukuk Varlı	10.50	25/04/30	07/05/20	4 06/08/2020		420.00	22/06/20											0.00	0.00	-0.03	-0.003	

Özel Sektör Tahvilleri (TL)

İŞ YATIRIM



[Rapor Terimleri](#)

Kodu	Enstrüman	Kpn	Vade ↓	İhraç T.	Kpn Sıklık	Bir son. kupon t.	Toplam İhrac	Son İşlem Tarihi	Temiz Fiyat	Birikmiş Faiz	Getiri (%)	FaizΔ Son İki İşgünü			Fiyat Değ.			Hacim Ort.		Dur.	Konv.	PVBP * 100	
												1G(Δ)	1H(Δ)	3A(Δ)	1G(Δ)	1H(Δ)	3A(Δ)	1H	3A				
TRFFFKR72014	Qnb Finans Finansal		14/07/20	15/04/20			80.00																
TRFSKFH72018	Şeker Faktoring Hizm		14/07/20	30/04/20			24.73	05/05/20	97.980		11.23							0.00	0.00				
TRFTHAL72031	Türkiye Halk Bankası		16/07/20	15/04/20			254.50																
TRFTHAL72049	Türkiye Halk Bankası		17/07/20	16/04/20			105.40																
TRFTEBK72038	Türk Ekonomi Bankas		17/07/20	08/05/20			1,050.72																
TRFFNBK72053	Qnb Finansbank A.Ş.		17/07/20	30/04/20			274.50	17/06/20										1.57	0.12				
TRFYKKB72092	Yapı Ve Kredi Bankas		17/07/20	11/05/20			128.12	25/06/20										0.19	0.02				
TRFSKFK72046	Şeker Finansal Kiralrı		17/07/20	01/04/20			25.00	03/04/20	96.865		11.71							0.00	0.00				
TRFZORN72026	Zorlu Enerji Elektrik Ü		17/07/20	17/04/20			83.19	16/06/20										0.00	0.00	0.08	0.000	0.08	
TRFZORN72018	Zorlu Enerji Elektrik Ü		17/07/20	08/04/20			9.82	17/04/20										0.00	0.00				
TRFDNFK72018	Deniz Finansal Kiralar		17/07/20	10/04/20			250.50																
TRFISFN72028	İş Finansal Kiralama /		20/07/20	21/04/20			75.00	22/05/20										0.00	0.00				
TRFGDKM72018	Gedik Yatırım Menkul		20/07/20	23/03/20			37.50	24/06/20	99.504		7.23							0.06	0.00	0.07	0.000	0.07	
TRFEKOF72022	Eko Faktoring A.Ş.		22/07/20	22/04/20			7.34																
TRFNURL72015	Nurol Yatırım Bankası		22/07/20	16/04/20			50.00																
TRFFNBK72095	Qnb Finansbank A.Ş.		24/07/20	08/05/20			44.60	17/06/20										0.01	0.00	0.09	0.001	0.10	
TRFDZBK72045	Denizbank A.Ş.		24/07/20	30/04/20			336.00	23/06/20	99.250		9.27	0		0.024				1.27	0.10				
TRFSKFH72026	Şeker Faktoring Hizm		24/07/20	08/05/20			25.00	13/05/20	97.990		10.84							0.00	0.00	0.18	0.001	0.19	
TRFAKFT72011	Ak Faktoring A.Ş.		27/07/20	20/04/20			12.18	11/06/20										0.21	0.02				
TRFSKFK72038	Şeker Finansal Kiralrı		29/07/20	27/03/20			27.52	31/03/20	96.357		11.95							0.00	0.00				
TRFDSTF72018	Destek Faktoring A.Ş.		29/07/20	30/04/20			21.00	12/06/20	99.015		11.57							0.18	0.01				
TRFDSTF72026	Destek Faktoring A.Ş.		29/07/20	05/05/20			8.00																
TRFYKKB72035	Yapı Ve Kredi Bankas		29/07/20	30/04/20			488.35	23/06/20	99.130		9.27							1.26	0.10				
TRFTHAL72056	Türkiye Halk Bankası		29/07/20	06/05/20			800.00	09/06/20	98.787		9.31							0.42	0.03				
TRFINFM72013	İnfo Yatırım Menkul D		29/07/20	30/04/20			10.00																
TRFYKKB82042	Yapı Ve Kredi Bankas		04/08/20	08/05/20			1,024.70		98.195		8.9	1		0.068				0.21	0.02				
TRFGRFA82012	Garanti Faktoring A.Ş		04/08/20	16/04/20			200.00	22/05/20										0.35	0.03				
TRFTHAL82048	Türkiye Halk Bankası		07/08/20	05/05/20			325.50																
TRFLDFK82011	Lider Faktoring A.Ş.		07/08/20	07/02/20			15.00	04/06/20										0.27	0.09				
TRSTISB82018	Türkiye İş Bankası A.Ş		10/08/20	08/08/19			133.98	15/08/19										0.00	0.00				
TRFTISB82023	Türkiye İş Bankası A.Ş		10/08/20	09/04/20			379.37																
TRFKORT82040	Korteks Mensucat Sar		10/08/20	05/05/20			51.35																
TRFGKYH82013	Gedik Yatırım Holding	10.25	10/08/20	13/04/20		10/08/2020	19.02	23/06/20		6.20								0.00	0.00				
TRFULFK82015	Ulusal Faktoring A.Ş.		11/08/20	14/02/20			11.50	18/06/20	98.650		9.62							0.24	0.02	0.14	0.001	0.14	
TRDFKT82014	Doruk Faktoring A.Ş.		12/08/20	12/02/20			50.30	15/06/20	98.590		9.35			-336		3.326		0.11	0.05	0.15	0.001	0.15	
TRFNURL82022	Nurol Yatırım Bankası		12/08/20	24/04/20			50.00	10/06/20	98.108		11.7							0.01	0.00				
TRFBVYS82018	Birikim Varlık Yönetim		12/08/20	06/02/20			17.25	27/05/20	97.458		14.82	469	0	241	-0.527	-0.53	2.426	0.22	0.10	0.20	0.001	0.20	
TRFDZBK82069	Denizbank A.Ş.		14/08/20	05/03/20			31.00																
TRFVKFB82055	Türkiye Vakıflar Bank		14/08/20	10/04/20			199.02																
TRFVKFB82014	Türkiye Vakıflar Bank		14/08/20	21/02/20	4	18/05/2020	144.77																
TRFEKOF82013	Eko Faktoring A.Ş.		14/08/20	21/02/20			10.50	01/06/20										0.18	0.01				
TRFDZBK82077	Denizbank A.Ş.		14/08/20	11/03/20			24.00																
TRFDZBK82051	Denizbank A.Ş.		14/08/20	04/03/20			50.00																
TRFDZBK82044	Denizbank A.Ş.		14/08/20	28/02/20			15.00	20/04/20	96.801		10.77	-14		1.321				0.94	0.07				
TRFDZBK82036	Denizbank A.Ş.		14/08/20	21/02/20			61.00	23/06/20	98.790		8.92							0.09	0.01	0.13	0.001	0.14	
TRFLDFK82029	Lider Faktoring A.Ş.		14/08/20	08/05/20			19.50	04/06/20	98.139		10.14	-25		0.415				0.14	0.01	0.18	0.001	0.18	
TRFNURL82030	Nurol Yatırım Bankası		19/08/20	30/04/20			100.00	10/06/20	98.074		10.67	0		0.76				0.01	0.00				
TRFPASH82017	Pasha Yatırım Bank		19/08/20	05/05/20			40.00	22/06/20	98.721		8.43							0.00	0.00				
TRFGLMK82010	Global Menkul Değerl		21/08/20	26/02/20			15.00																
TRFA1CP82013	A1 Capital Yatırım Me		21/08/20	21/02/20			25.00	05/05/20	96.778		11.7	-93		2.415				0.01	0.00	0.28	0.002	0.27	
TRFNURL82014	Nurol Yatırım Bankası		26/08/20	28/08/19			50.00	04/05/20	96.825		10.88							0.59	0.05				
TRFSUVY82018	Sümer Varlık Yönetim		26/08/20	26/02/20			26.00	26/03/20	96.898		15.06	12		1.409				0.41	0.03	0.40	0.003	0.38	
TRFKORT82032	Korteks Mensucat Sar		27/08/20	23/03/20			6.43																
TRFKORT82024	Korteks Mensucat Sar		27/08/20	29/01/20			53.36	15/06/20	98.425		8.26	-176		0.42				0.07	0.02	0.19	0.001	0.19	
TRFISFA82024	İş Faktoring A.Ş.		28/08/20	30/04/20			250.00	17/06/20										0.55	0.04	0.19	0.001	0.19	
TRFVFAS82019	Vakıf Faktoring A.Ş.		28/08/20	30/04/20			200.37	17/06/20	98.387		9.88							0.70	0.05	0.19	0.001	0.19	
TRFDZY082014	Deniz Gayrimenkul Ye		28/08/20	13/03/20			43.00	27/04/20	96.528		11.25	1		0.193				19.69	1.53	0.32	0.003	0.31	
TRFNURL92013	Nurol Yatırım Bankası		02/09/20	08/05/20			140.00	23/06/20	98.454		8.34	-88	-88	0.32	0.32			6.10	0.47	0.18	0.001	0.19	
TRFMLPC92017	Mlp Sağlık Hizmetleri		04/09/20	28/02/20			92.47	21/05/20	96.752		12.04							0.15	0.01	0.27	0.002	0.27	
TRFVKFB92039	Türkiye Vakıflar Bank		04/09/20	08/05/20			546.86																
TRFKORT92015	Korteks Mensucat Sar		18/09/20	07/02/20			22.70	22/06/20	96.510		15.88	-111		0.346				0.08	0.01	0.22	0.002		

Özel Sektör Tahvilleri (TL)

İŞ YATIRIM



[Rapor Terimleri](#)

Kodu	Enstrüman	Kpn	Vade ↓	İhraç T.	Kpn Sıklık	Bir son. kupon t.	Toplam İhrac	Son İşlem Tarihi	Temiz Fiyat	Birikmiş Faiz	Getiri (%)	FaizΔ Son İki İşgünü			Fiyat Değ.			Hacim Ort.		Dur.	Konv.	PVBP * 100
												1G(Δ)	1H(Δ)	3A(Δ)	1G(Δ)	1H(Δ)	3A(Δ)	1H	3A			
TRFBOVY52119	Boğaziçi Varlık Yöneti	13.00	07/05/21	08/05/20	4	07/08/2020	30.00	25/06/20		1.75								0.00	0.00			

Özel Sektör Tahvilleri

Özel Sektör Tahvilleri (Kot İçi)

TRSTISB62010	Türkiye İş Bankası A.Ş.	29/06/20	17/06/19				15.43	23/06/20	99.865		8.54	-27		1.288			0.11	0.04	0.01	0.000	0.01	
TRSHYTV72017	Hayat Varlık Yönetim	24.00	02/07/20	06/07/17	4	02/07/2020	6.00															
TRFGLMD72016	Global Yatırım Holding	13.95	06/07/20	08/07/19	4	06/07/2020	20.00	10/06/20	100.000	2.52				0			0.05	0.02				0.07
TRSMGTI72011	Migros Ticaret A.Ş.	15.36	16/07/20	19/07/18	4	16/07/2020	75.00	16/06/20	100.000	2.61				0			0.38	0.08	0.08	0.000		0.08
TRSYDAT72010	Yda İnşaat Sanayi Ve	12.97	22/07/20	26/07/16	4	22/07/2020	125.00	18/06/20		2.06							1.47	0.20	0.09	0.000		0.09
TRSORFN72013	Orfin Finansman A.Ş.	14.21	24/07/20	21/07/17	4	24/07/2020	135.00	18/06/20		2.26							0.00	0.29				
TRSKOTN82018	Koton Mağazacılık Te	26.00	12/08/20	05/08/19		12/08/2020	49.75	17/04/20		5.48							0.00	0.00				0.04
TRADNA92011	Adana Çimento Sanay	13.10	07/09/20	10/09/18	4	07/09/2020	75.00	22/06/20									0.00	0.03				
TRSHYTV92015	Hayat Varlık Yönetim	12.62	11/09/20	15/09/17	4	11/09/2020	56.00	24/06/20	100.120	0.45							0.29	0.23	-0.03	0.001		0.21
TRSKRSNE2018	Karsan Otomotiv Sanz	16.36	13/10/20	17/10/17	4	14/07/2020	88.00	05/03/20	100.100	2.18							0.69	0.09	0.11	0.000		0.11
TRSMGTIE2015	Migros Ticaret A.Ş.	14.22	21/10/20	24/10/18	4	22/07/2020	46.00	01/06/20		1.52							0.05	0.00				
TRSAKYBE2039	Aktif Yatırım Bankası		23/10/20	26/10/18			399.35	19/12/19									0.02	0.00				
TRSORFNE2019	Orfin Finansman A.Ş.	13.11	30/10/20	27/10/17	4	24/07/2020	150.00	11/06/20		1.76							0.15	0.44	0.09	0.001		0.11
TRISISGYK2014	İş Gayrimenkul Yatırım		13/11/20	23/10/19			50.00	09/06/20	96.433		8.81	69		0.004			0.33	0.14				
TRSTISBK2016	Türkiye İş Bankası A.Ş.		16/11/20	14/11/19			348.10	16/04/20									0.76	0.06	0.55	0.006		0.51
TRSKORTK2018	Korteks Mensucat Sar	32.00	16/11/20	20/05/19	2	16/11/2020	8.18	18/06/20		2.81							0.00	0.00				0.27
TRSKORTK2026	Korteks Mensucat Sar	32.00	16/11/20	01/07/19	2	29/06/2020	2.10															
TRSKORTK2034	Korteks Mensucat Sar	18.50	16/11/20	14/11/19	12	23/07/2020	26.48	27/04/20	100.500	0.41	19.03	-3	-4	0	0		0.09	0.01	0.48	0.005		0.53
TRSHZRFK2016	Huzur Faktoring A.Ş.	18.00	23/11/20	22/11/19	12	29/06/2020	4.32															
TRISISGYA2016	İş Gayrimenkul Yatırım		11/12/20	03/12/19			68.80	23/06/20	96.062		8.95	17		0.239			0.63	0.11	0.45	0.004		0.43
TRSZORNA2035	Zorlu Enerji Elektrik Ü	18.50	16/12/20	05/12/19	12	13/07/2020	24.04	07/01/20	100.500		19.2						0.16	0.01				
TRSZORNA2019	Zorlu Enerji Elektrik Ü	8.97	16/12/20	31/05/19		16/12/2020	5.65															
TRSZORNA2027	Zorlu Enerji Elektrik Ü	8.91	16/12/20	14/06/19	2	12/12/2020	1.80	21/08/19									0.00	0.00				
TRSHKTA2014	Hektaş Ticaret A.Ş.	10.37	18/12/20	21/12/18	4	18/09/2020	38.00	23/06/20		0.14							0.00	0.02				
TRSFNBK12110	Qnb Finansbank A.Ş.		08/01/21	03/01/20	4	03/07/2020	99.04	08/01/20	100.385					0.404			8.58	0.67				
TRSBOLU12115	Bolu Çimento Sanayi	11.45	11/01/21	14/01/19	4	14/07/2020	50.00	05/06/20		1.73							0.20	0.05				
TRSKORT12115	Korteks Mensucat Sar	30.00	20/01/21	26/07/19	4	22/07/2020	9.32	02/08/19	100.575								0.01	0.00				

Özel Sektör Tahvilleri (TL)

İŞ YATIRIM

Rapor Terimleri

Kodu	Enstrüman	Kpn	Vade ↓	İhraç T.	Kpn Sıklık	Bir son. kupon t.	Toplam İhrac	Son İşlem Tarihi	Temiz Fiyat	Birikmiş Faiz	Getiri (%)	Faiz Δ Son İki İşgünü			Fiyat Değ.			Hacim Ort.		Dur.	Konv.	PVBP * 100
												1G(Δ)	1H(Δ)	3A(Δ)	1G(Δ)	1H(Δ)	3A(Δ)	1H	3A			
TRSZORN12116	Zorlu Enerji Elektrik Ü	30.00	20/01/21	24/07/19	4	22/07/2020	24.31	11/03/20	105.000	4.11				-5			0.28	0.02				0.12
TRSZORN12124	Zorlu Enerji Elektrik Ü	21.00	20/01/21	20/09/19	4	18/09/2020	12.18															
TRSTPRS12115	Tüpraş-Türkiye Petrol	10.22	22/01/21	25/01/19	4	24/07/2020	250.00	15/05/20	100.000					-0.5			0.68	0.35				
TRISISGY12113	İş Gayrimenkul Yatırım	11.47	25/01/21	28/01/19	4	27/07/2020	100.00	16/04/20		2.71							0.30	0.07				0.03
TRSAKBK12117	Akbank T.A.Ş.		29/01/21	09/10/19			150.00	18/06/20									0.00	0.07	0.57	0.006		0.51
TRSAKYB12118	Aktif Yatırım Bankası		29/01/21	01/02/19			300.00															
TRSTPRS22114	Tüpraş-Türkiye Petrol	10.98	05/02/21	08/02/19	4	07/08/2020	400.00	14/05/20		0.21							0.16	0.34				
TR SARCL22117	Arçelik A.Ş.	11.12	12/02/21	15/02/19	4	14/08/2020	500.00	11/06/20		0.85							0.00	0.33	0.23	0.001		0.18
TR SOPAS22111	Opet Petrolcülük A.Ş.	11.79	18/02/21	22/02/18	4	20/08/2020	75.00	16/04/20	100.000	2.02							0.44	0.13	0.09	0.000		0.09
TR SOPAS22129	Opet Petrolcülük A.Ş.	11.21	19/02/21	22/02/19	4	22/08/2020	250.00	17/06/20	100.000	1.10							1.03	0.30				
TR SENRJ22110	Enerjisa Elektrik Dağıtım	4.75	23/02/21	02/03/17	2	25/08/2020	405.00	02/06/20		1.29							0.00	0.35				
TR SMGTI22115	Migros Ticaret A.Ş.	11.90	24/02/21	27/02/19	4	26/08/2020	200.00	22/06/20		0.88							0.12	0.13				
TR SKORT32113	Korteks Mensucat Sar	25.00	03/03/21	29/08/19	4	27/08/2020	5.32	23/09/19	100.000								0.02	0.00				
TR SHEKT32123	Hektaş Ticaret A.Ş.	9.37	10/03/21	13/03/19	4	09/09/2020	57.00	09/06/20	99.969				0				0.00	0.02	0.02	0.000		0.24
TR SYKBK32115	Yapı Ve Kredi Bankası		11/03/21	13/02/20	4	27/08/2020	286.45	21/05/20	100.500				0.5				2.31	0.22	0.02	0.000		
TR SOTKO32110	Otokoç Otomotiv Tic	8.77	15/03/21	18/03/19	4	14/09/2020	300.00	25/06/20		0.26							0.02	0.03	0.23	0.001		0.22
TR SCMSA32112	Çimsa Çimento Sanayi	8.87	18/03/21	21/03/19	4	17/09/2020	150.00	17/06/20		2.61							0.50	0.19	0.01	0.000		0.00
TR ISISGY32111	İş Gayrimenkul Yatırım	11.31	23/03/21	27/03/18	4	22/09/2020	100.00	02/06/20		2.64							0.92	0.14				
TR STBTF32116	Teb Finansman A.Ş.	8.57	26/03/21	27/09/19	4	25/09/2020	53.10	05/05/20		1.11							0.67	0.08				
TR SGLMD42111	Global Yatırım Holding	15.51	06/04/21	10/01/20		10/07/2020	125.38	24/06/20	98.600				0	0	-0.1		0.09	0.47				
TR SAKBK42114	Akbank T.A.Ş.		08/04/21	18/12/19			503.94	15/06/20									0.00	0.00				
TR SMLPC42114	Mlp Sağlık Hizmetleri		15/04/21	28/02/20	4	29/05/2020	14.70															
TR SDEVA52119	Deva Holding A.Ş.	13.23	04/05/21	07/05/18	4	04/08/2020	65.00	18/06/20		1.67							0.25	0.16				
TR SKORT52111	Korteks Mensucat Sar	19.00	07/05/21	14/11/19	4	13/08/2020	11.24	21/04/20	100.750	3.59			0.75				0.10	0.01				0.06
TR SERGL52117	Ereğli Demir Çelik Fal	8.37	28/05/21	31/05/19	4	28/08/2020	550.00	12/06/20	100.000	0.39			0				0.56	0.62	0.23	0.001		0.20
TR SAKBK62112	Akbank T.A.Ş.		01/06/21	18/03/20			53.98	15/06/20									0.00	0.00				
TR SZORN62129	Zorlu Enerji Elektrik Ü	13.12	03/06/21	11/03/20	4	09/09/2020	9.50	16/06/20									0.00	0.00	0.07	0.000		
TR SZORN62111	Zorlu Enerji Elektrik Ü	19.00	03/06/21	05/12/19	4	03/09/2020	14.60	12/03/20	100.000	0.42			0				0.05	0.00				0.22
TR SHYTV62117	Hayat Varlık Yönetim	12.62	09/06/21	13/06/18	4	09/09/2020	31.00	20/04/20		1.69							0.02	0.08	0.14	0.000		0.14
TR SKFTF62113	Koç Fiat Kredi Finans	10.26	10/06/21	13/06/19	4	10/09/2020	90.00	11/06/20		0.03							0.18	0.07				
TR SKCTF62110	Koç Finansman A.Ş.	8.67	14/06/21	17/06/19	4	14/09/2020	70.00	30/04/20		1.49							0.00	0.05	0.12	0.000		0.12
TR SKALE62114	Kaleseramik	12.39	17/06/21	21/06/18	4	17/09/2020	50.00	01/06/20	100.000	2.91			0				0.22	0.04	0.05	0.000		0.04
TR SASLN62118	Aslan Çimento A.Ş.	10.31	18/06/21	21/06/19	4	18/09/2020	130.00	01/06/20	99.662	2.09			0				0.17	0.05				0.05
TR SAYGZ62110	Aygaz A.Ş.	8.52	18/06/21	21/06/19	4	18/09/2020	90.00	21/04/20	100.000	0.91							0.07	0.06	0.15	0.000		0.15
TR STATK62115	Tat Gıda Sanayi A.Ş.	8.52	23/06/21	26/06/19	4	23/09/2020	70.00	23/06/20									0.12	0.02	0.01	0.000		0.24
TR SAKBK72111	Akbank T.A.Ş.		01/07/21	22/04/20			121.24	15/06/20									0.00	0.00				
TR SAKBK72129	Akbank T.A.Ş.		01/07/21	30/04/20			4.00															
TR SBOLU72119	Bolu Çimento Sanayi	10.25	05/07/21	08/07/19	4	06/07/2020	116.00	20/04/20	100.000	0.42							0.29	0.04	0.02	0.000		0.20
TR SSRTN72114	Sarten Ambalaj Sanayi	12.45	09/07/21	12/07/19	4	10/07/2020	50.00	05/05/20		0.89							0.51	0.07				
TR SMGTI72110	Migros Ticaret A.Ş.	13.22	14/07/21	19/07/18	4	16/07/2020	75.00	10/06/20		2.03							0.09	0.01				
TR SKCTF72127	Koç Finansman A.Ş.	10.27	14/07/21	17/07/19	4	15/07/2020	100.00	16/06/20		1.77							0.00	0.00	0.08	0.000		0.08
TR SARCL72112	Arçelik A.Ş.	9.97	16/07/21	24/07/19	4	22/07/2020	500.00	11/06/20	101.738	1.39					1.738		0.19	0.32	0.19	0.012		0.11
TR SDOGH72112	Doğuş Holding A.Ş.	13.22	26/07/21	31/07/17	4	27/07/2020	350.00	25/02/20	98.466	1.15			0				0.12	0.49	0.16	0.001		0.17
TR SOTKO72116	Otokoç Otomotiv Tic	9.00	30/07/21	02/08/19	4	04/08/2020	200.00	06/05/20		0.07							0.51	0.04				
TR SAYGZ82118	Aygaz A.Ş.	8.95	04/08/21	07/08/19	4	05/08/2020	80.00	21/04/20	99.900	2.27							0.18	0.02	0.04	0.000		0.04
TR SALNF82113	Alternatif Bank A.Ş.	10.01	26/08/21	29/08/19	4	26/11/2020	50.00	22/06/20	101.042				0.387				9.72	1.16				
TR SAIGY92113	Akiş Gayrimenkul Yatırım	10.87	08/09/21	11/09/19	4	09/09/2020	100.00	09/06/20									0.09	0.03				
TR SORFN92110	Orfin Finansman A.Ş.	13.10	10/09/21	07/09/18	4	04/09/2020	30.00	23/06/20		0.68							0.00	0.13				
TR SENSAE2114	Enerjisa Enerji A.Ş.	4.75	15/10/21	20/10/17	2	16/10/2020	100.00	08/05/20		0.31							0.08	0.04				
TR STHALK2114	Türkiye Halk Bankası		03/11/21	06/11/19	4	05/08/2020	605.00		102.500				0.75				2.10	0.16				
TR SARENK2117	Arena Faktoring A.Ş.	13.63	05/11/21	08/11/19	4	07/08/2020	10.00	01/06/20	100.000	0.93			0				5.12	0.91				
TR SUSAKK2119	Uşak Seramik Sanayii	12.88	10/11/21	14/11/19	12	13/07/2020	30.00	26/11/19	100.000								0.01	0.00				
TR SAKFHK2111	Akfen Holding A.Ş.	10.90	17/11/21	20/11/19	4	19/08/2020	200.00	25/06/20	99.717	1.10							0.07	0.06	0.23	0.014		0.15
TR SNHOLA2116	Nurol Holding A.Ş.	33.00	20/12/21	24/12/18	4	21/09/2020	120.00															
TR SMGTIA2118	Migros Ticaret A.Ş.	9.87	20/12/21	23/12/19	4	21/09/2020	200.00	23/06/20	99.846	0.05							0.10	0.01				
TR SNHOLA2124	Nurol Holding A.Ş.	33.00	23/12/21	27/12/18	4	24/09/2020	180.00															
TR SARENA2127	Arena Faktoring A.Ş.	13.83	23/12/21	26/12/19	4	25/09/2020	25.00	31/03/2														

Özel Sektör Tahvilleri (TL)

İŞ YATIRIM



[Rapor Terimleri](#)

Kodu	Enstrüman	Kpn	Vade ↓	İhraç T.	Kpn Sıklık	Bir son. kupon t.	Toplam İhrac	Son İşlem Tarihi	Temiz Fiyat	Birikmiş Faiz	Getiri (%)	FaizΔ Son İki İşgünü			Fiyat Değ.			Hacim Ort.		Dur.	Konv.	PVBP * 100		
												1G(Δ)	1H(Δ)	3A(Δ)	1G(Δ)	1H(Δ)	3A(Δ)	1H	3A					
TRSERYPK2216	Eryap Mühendislik İnş	13.80	17/11/22	21/11/19	2	19/11/2020	125.00																	
TRSERYPK2224	Eryap Mühendislik İnş	12.71	30/11/22	04/12/19	2	02/12/2020	125.00																	
TRSERYP12313	Eryap Mühendislik İnş	14.44	11/01/23	15/01/20	2	16/07/2020	75.00																	
TRSENSA32314	Enerjisa Enerji A.Ş.	5.00	30/03/23	05/04/18	2	01/10/2020	162.00	03/06/20		0.86							0.01	0.35	2.68	0.097	1.77			
TRSTHAL52317	Türkiye Halk Bankası	2.00	04/05/23	05/05/20	4	04/08/2020	300.00																	
TRSTHAL92446	Türkiye Halk Bankası		13/09/24	20/09/19	4	18/09/2020	130.00	17/02/20	101.023								0.43	0.03						

VDMK

Banka Bonoları (Kot İçi)

VDMK (Kot İçi)

TRPAK2E62016	Aktif Yatırım Bankası		30/06/20	16/10/19			24.50	18/10/19	89.967	16.27	0		0.035				1.11	0.09							
TRPAKY172016	Aktif Yatırım Bankası		29/07/20	13/05/20			27.85																		
TRPDUAV82019	Ünlü Menkul Değerler		14/08/20	22/11/19			4.00	29/05/20	100.000	17.57	-26		0				0.01	0.00							
TRPAK5F82014	Aktif Yatırım Bankası		27/08/20	15/09/17			6.65																		
TRPAKT882017	Aktif Yatırım Bankası		31/08/20	08/12/17			32.60																		
TRPAK9E82019	Aktif Yatırım Bankası		31/08/20	19/03/18			18.25																		
TRPDUAV92018	Ünlü Menkul Değerler		15/09/20	22/11/19			6.00	29/05/20	100.000	17.44	-26		0				0.01	0.00							
TRPAK1092010	Aktif Yatırım Bankası		18/09/20	20/09/18			18.60																		
TRPAKT292019	Aktif Yatırım Bankası		23/09/20	25/12/19			20.05	17/04/20									0.00	0.00	0.40	0.004	0.39				
TRPAK2E92013	Aktif Yatırım Bankası		30/09/20	16/10/19			22.40	18/10/19	86.621	16.26							0.99	0.08							
TRPPVFFE2015	Pasha Yatırım Bank		15/10/20	27/02/20			20.00	15/05/20									0.00	0.00							
TRPAKY1E2012	Aktif Yatırım Bankası		30/10/20	13/05/20			43.50																		
TRPAK9EK2011	Aktif Yatırım Bankası		30/11/20	19/03/18			18.00	07/05/20									0.00	0.00							
TRPAKT8K2017	Aktif Yatırım Bankası		30/11/20	08/12/17			31.65																		
TRPAK10A2011	Aktif Yatırım Bankası		18/12/20	20/09/18			17.60	17/04/20									0.00	0.00							
TRPAK5FA2016	Aktif Yatırım Bankası		29/12/20	15/09/17			6.85																		
TRPAK2EA2010	Aktif Yatırım Bankası		30/12/20	16/10/19			19.70																		
TRPAKY112111	Aktif Yatırım Bankası		29/01/21	13/05/20			47.25																		
TRPAKT822112	Aktif Yatırım Bankası		26/02/21	08/12/17			29.60																		
TRPAK9E22114	Aktif Yatırım Bankası		26/02/21	19/03/18			16.10	06/05/20									0.00	0.00							
TRPAK1032115	Aktif Yatırım Bankası		19/03/21	20/09/18			16.60	27/03/20									0.00	0.00							
TRPAK2E32118	Aktif Yatırım Bankası		31/03/21	16/10/19			18.05																		
TRPAKY142118	Aktif Yatırım Bankası		30/04/21	13/05/20			47.55																		
TRPAK9E52111	Aktif Yatırım Bankası		31/05/21	19/03/18			13.30	09/04/20									0.00	0.00							
TRPAKT852119	Aktif Yatırım Bankası		31/05/21	08/12/17			23.85																		
TRPAK1062112	Aktif Yatırım Bankası		18/06/21	20/09/18			14.00	09/04/20									0.00	0.00							
TRPAK2E62115	Aktif Yatırım Bankası		30/06/21	16/10/19			13.70	19/03/20									0.00	0.00	1.19	0.020	0.86				
TRPAKY172115	Aktif Yatırım Bankası		30/07/21	13/05/20			47.35																		
TRPAK1092119	Aktif Yatırım Bankası		17/09/21	20/09/18			10.75	27/03/20									0.00	0.00							
TRPAK9E92117	Aktif Yatırım Bankası		24/09/21	19/03/18			9.15	27/03/20									0.00	0.00							
TRPAK2E92112	Aktif Yatırım Bankası		30/09/21	16/10/19			7.80																		
TRPAKT8E2114	Aktif Yatırım Bankası		26/10/21	08/12/17			17.25	31/03/20									0.00	0.00							

Özel Sektör Tahvilleri (TL)

İŞ YATIRIM \$

[Rapor Terimleri](#)

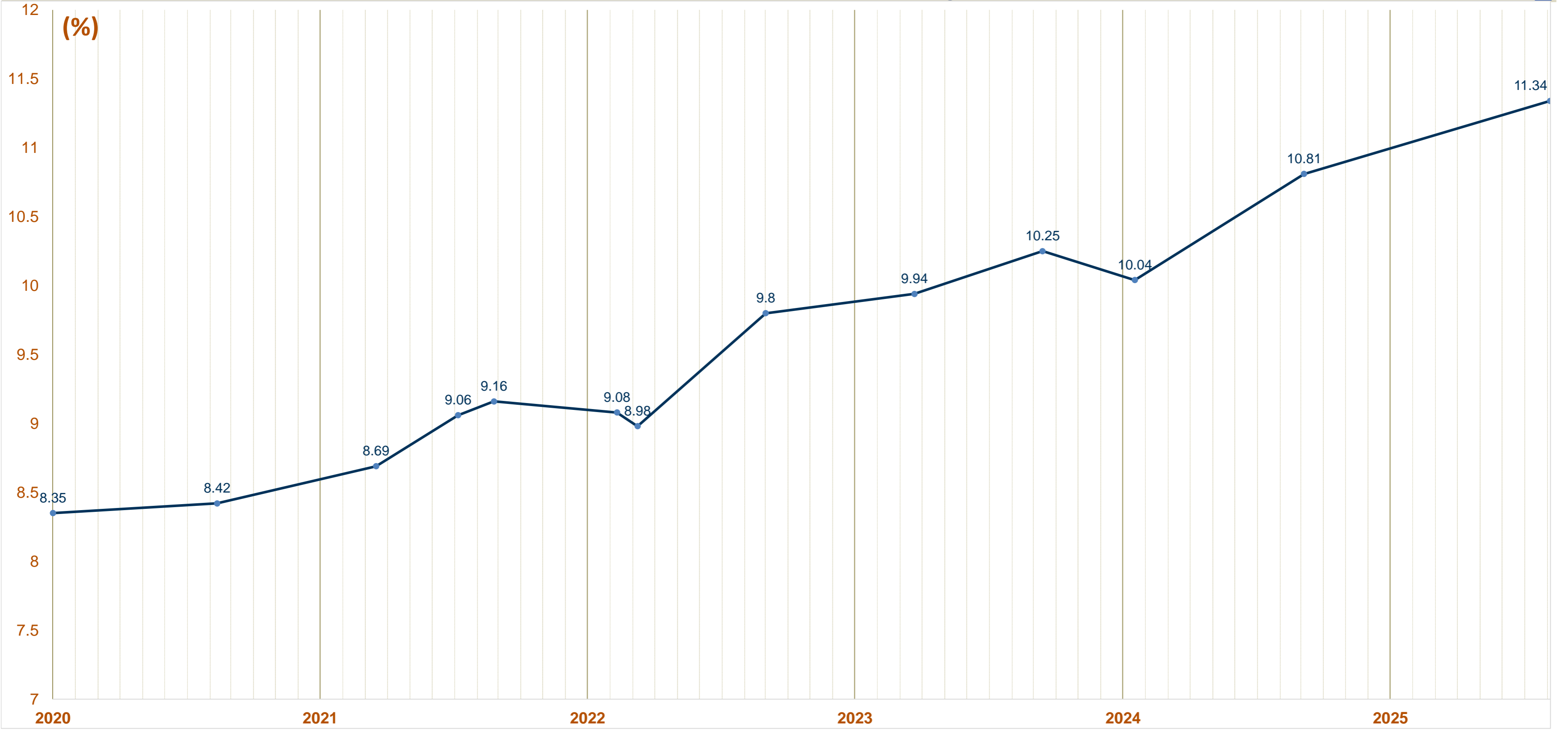
Kodu	Enstrüman	Kpn	Vade ↓	İhraç T.	Kpn Sıklık	Bir son. kupon t.	Toplam İhrac	Son İşlem Tarihi	Temiz Fiyat	Birikmiş Faiz	Getiri (%)	FaizΔ Son İki İşgünü			Fiyat Değ.			Hacim Ort.		Dur.	Konv.	PVBP * 100	
												1G(Δ)	1H(Δ)	3A(Δ)	1G(Δ)	1H(Δ)	3A(Δ)	1H	3A				
TRPAKY1E2111	Aktif Yatırım Bankası		27/10/21	13/05/20			47.50																
TRPAK2EK2117	Aktif Yatırım Bankası		30/11/21	16/10/19			1.10	19/03/20										0.00	0.00	1.64	0.035	0.55	
TRPAK10A2110	Aktif Yatırım Bankası		17/12/21	20/09/18			8.75	02/04/20										0.00	0.00				
TRPAKY112210	Aktif Yatırım Bankası		31/01/22	13/05/20			47.80	14/05/20										0.00	0.00				
TRPAK1032214	Aktif Yatırım Bankası		18/03/22	20/09/18			7.30																
TRPAK1132212	Aktif Yatırım Bankası	21.50	22/03/22	19/03/19	4	19/09/2020	225.00																
TRPAKY142217	Aktif Yatırım Bankası		29/04/22	13/05/20			47.30	15/05/20										0.00	0.00				
TRPAKY172214	Aktif Yatırım Bankası		29/07/22	13/05/20			47.40																
TRPAK1082219	Aktif Yatırım Bankası		02/08/22	20/09/18			5.55	10/04/20										0.00	0.00				
TRPAKY1E2210	Aktif Yatırım Bankası		31/10/22	13/05/20			39.90																
TRPAKY112319	Aktif Yatırım Bankası		31/01/23	13/05/20			33.85																
TRPAKY142316	Aktif Yatırım Bankası		28/04/23	13/05/20			28.85																
TRPAKY172313	Aktif Yatırım Bankası		31/07/23	13/05/20			25.55																
TRPAKY1E2319	Aktif Yatırım Bankası		31/10/23	13/05/20			24.40																
TRPKYVFA2318	T.K.Y.B Varlık Finansı	16.99	07/12/23	07/12/18	4	07/09/2020	3,150.00	22/04/20		2.22							7.15	1.01					
TRPAKY112418	Aktif Yatırım Bankası		31/01/24	13/05/20			21.75																
TRPTYV232410	T.K.Y.B Varlık Finansı	16.75	15/03/24	15/03/19	4	15/09/2020	1,000.00	20/01/20	118.408	1.68			1.732				1.54	0.23					
TRPAKY142415	Aktif Yatırım Bankası		30/04/24	13/05/20			18.25																
TRPAKY172412	Aktif Yatırım Bankası		31/07/24	13/05/20			15.80																
TRPAKY1A2412	Aktif Yatırım Bankası		31/12/24	13/05/20			16.15																

Banka Bonoları (Kot içi kuponlu)

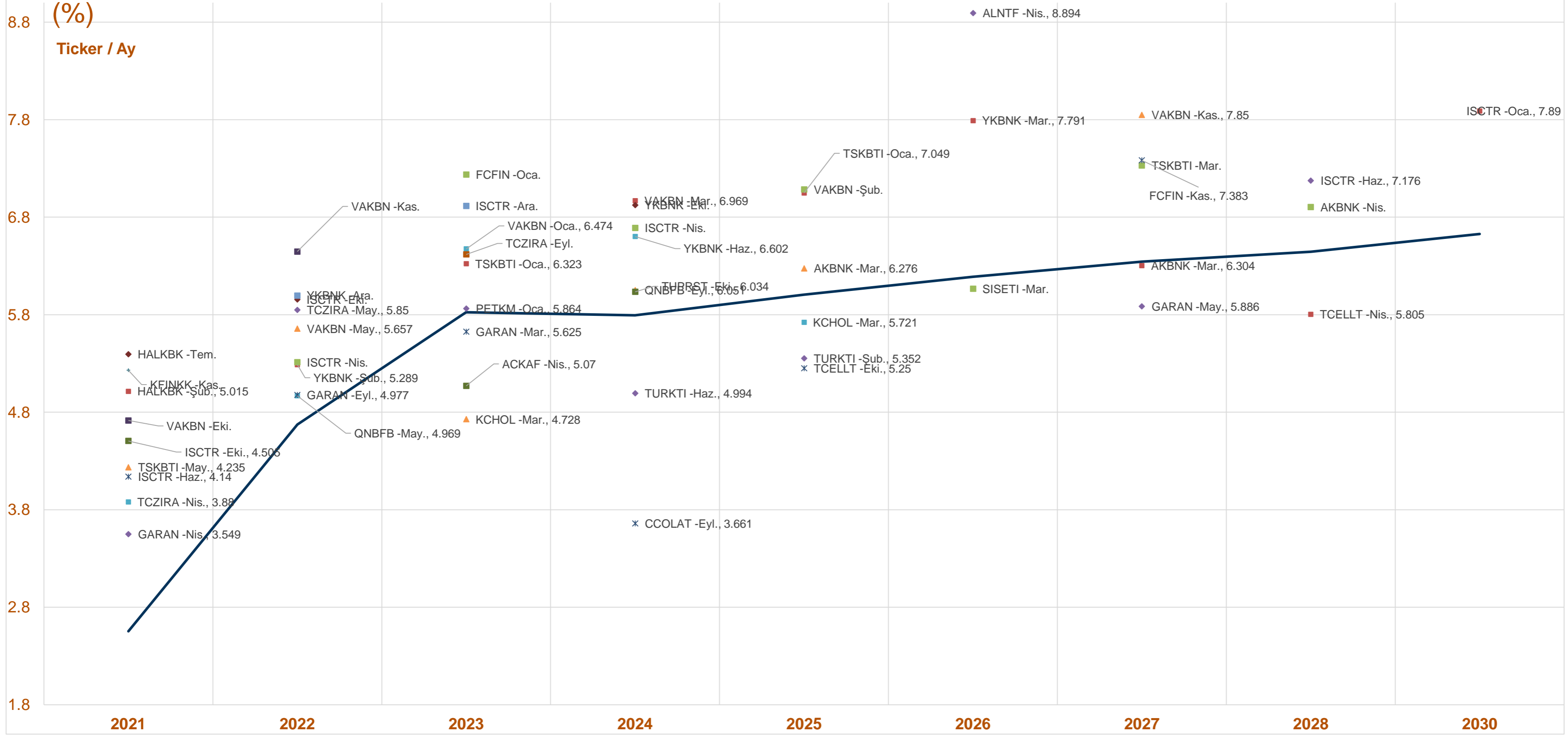
Finansman Bonoları

Devlet İ Borlanma Senetleri Verim Eđrisi

İŐ YATIRIM \$

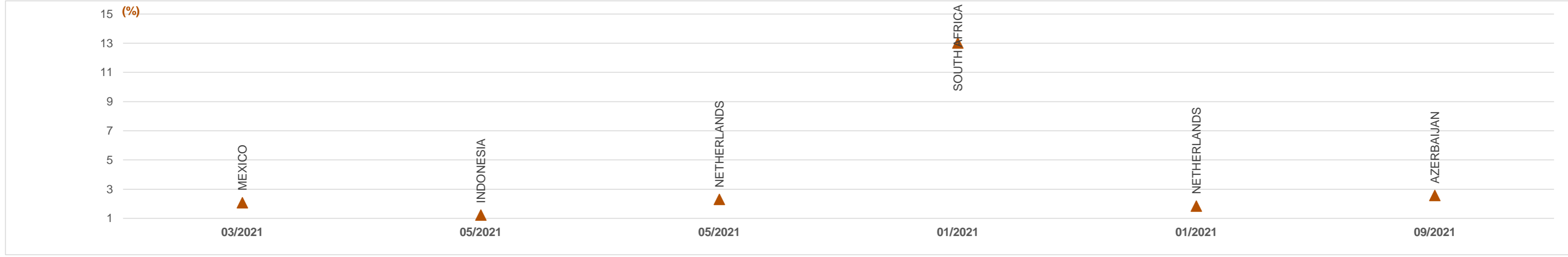


Devlet ve Özel Sektör Türk Eurobondları Verim Eğrisi

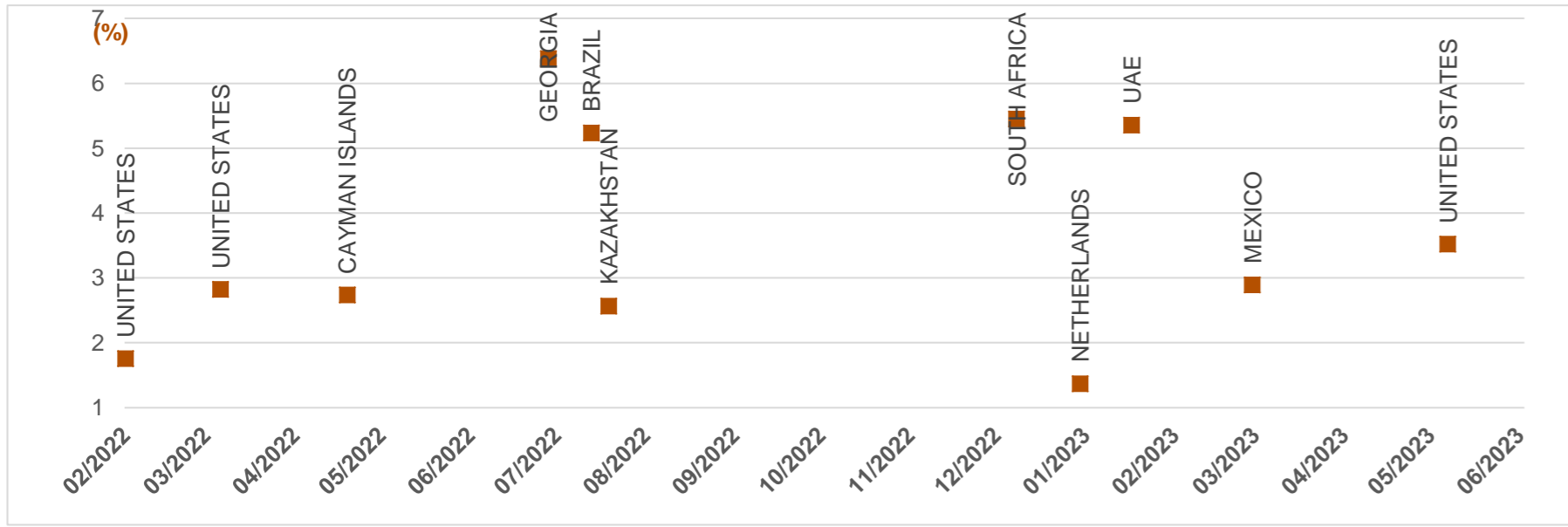


Yurtdışı Devlet ve Özel Sektör Eurotahvilleri

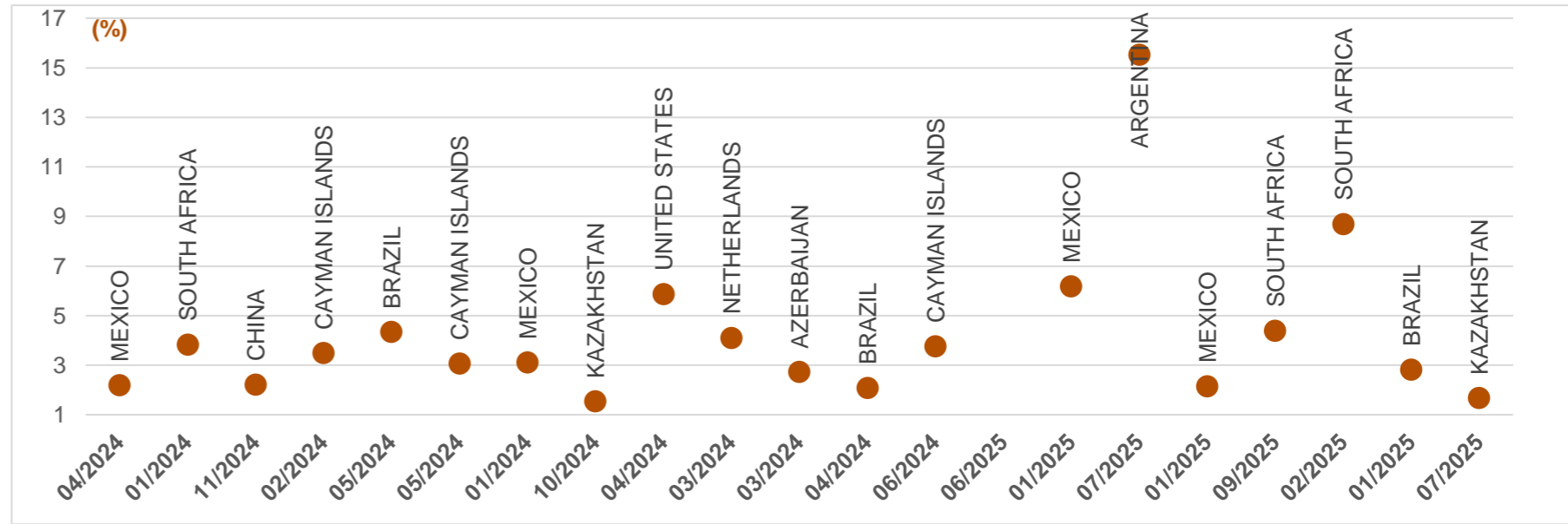
2020-2021 Yılları Eurobond



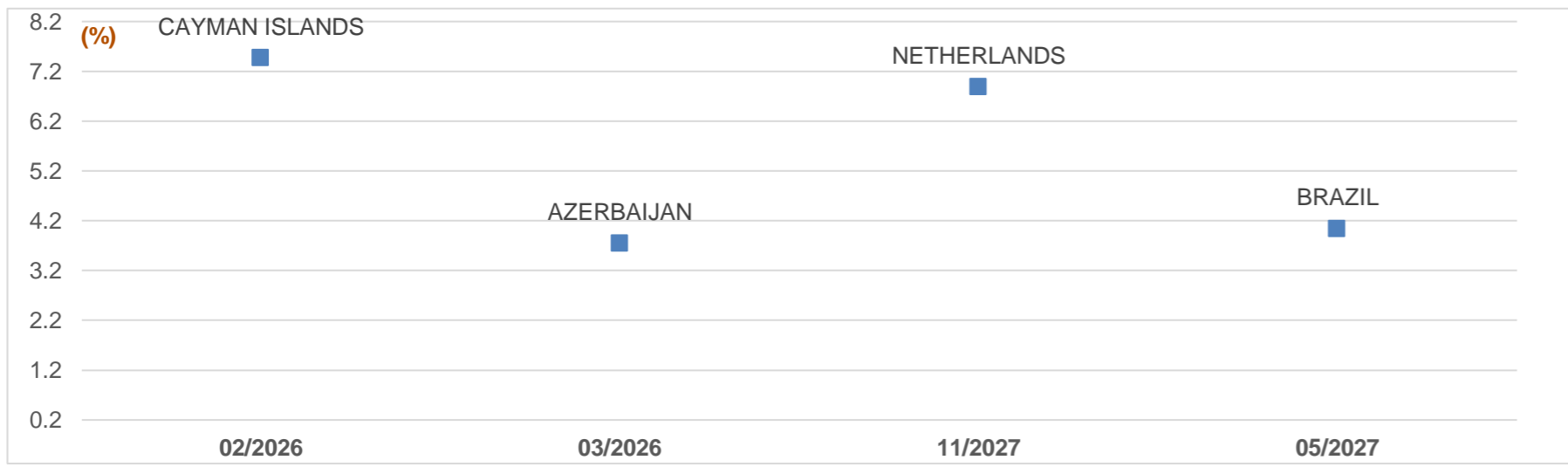
2022-2023 Yılları Eurobond



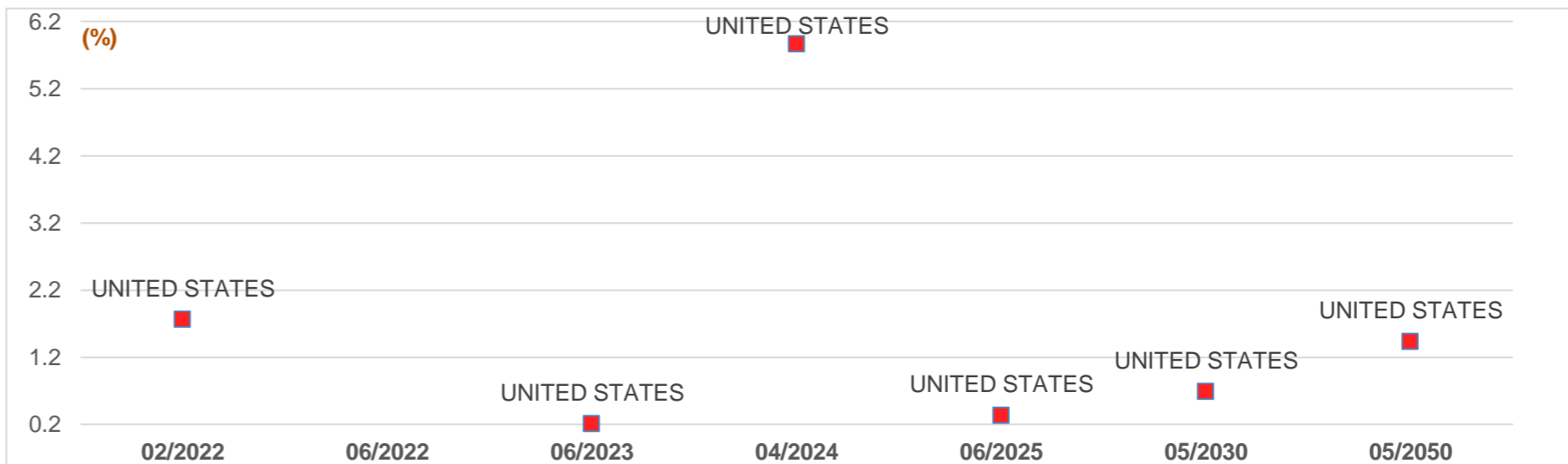
2024-2025 Yılları Eurobond



2026-2027 Yılları Eurobond



ABD Tahvilleri



Kredi Notları -Türk ve Yurtdışı Devlet ve Özel Sektör Eurotahvilleri

İŞ YATIRIM

Rapor Terimlerini Açıklayıcı Doküman

Ülke ve Şirket Görünüm & Notları		Vade ↓	Kur	Getiri (%)	Moody's			Fitch			S&P		
ISIN	Ticker				Rating	Uzun Dönem YP	Görünüm	Rating	Uzun Dönem YP	Görünüm	Rating	Uzun Dönem YP	Görünüm
TURKEY													
XS0957598070	MERSIN 5.875 20	08/2020	USD	-95.229	WR				WD				
JP579200DHQ6	TURKEY 1.81 20	12/2020	JPY	1.438		B1	NEG	BB-		STABLE		NR	BB-
JP579200FHQ1	TURKEY 1.81 20	12/2020	JPY	1.375			NEG	BB-		STABLE			B+u
JP579200CHQ8	TURKEY 1.81 20	12/2020	JPY	1.419		B1	NEG	BB-		STABLE			B+u
JP579200JHQ3	TURKEY 1.81 20	12/2020	JPY	1.357		B1	NEG	BB-		STABLE			B+u
JP579200GHQ9	TURKEY 1.81 20	12/2020	JPY	1.357		B1	NEG	BB-		STABLE			B+u
JP579200KHQ1	TURKEY 1.81 20	12/2020	JPY	1.353		B1	NEG	BB-		STABLE			B+u
JP579200AHQ2	TURKEY 1.81 20	12/2020	JPY	1.236		B1	NEG	BB-		STABLE			B+u
JP579200BHQ0	TURKEY 1.81 20	12/2020	JPY	1.383		B1	NEG	BB-		STABLE			B+u
JP579200EHQ4	TURKEY 1.81 20	12/2020	JPY	1.365		B1	NEG	BB-		STABLE			B+u
XS1345632811	EXCRTU 5.375 21	02/2021	USD	3.626	B2		NEG	B+		STABLE	NR		NR
XS1188073081	HALKBK 4.75 21	02/2021	USD	5.015	B3u		NEG	B+*					
JP579200ABF8	TURKEY 1.87 21	03/2021	JPY	0.876		B1	NEG	WD		STABLE			B+u
US900123BH29	TURKEY 5.625 21	03/2021	USD	2.554	B1	B1	NEG	BB-		STABLE	NR		B+u
USM8931TAA71	GARAN 6.25 21	04/2021	USD	3.549	B2		NEG	B+					NR
XS1223394914	TCZIRA 4.75 21	04/2021	USD	3.88	B2		NEG	B+					NR
XS1403416222	VAKBN 2.375 21	05/2021	EUR	2.411	Ba2	WR	NEG	B+					NR
XS1412393172	TSKBTI 4.875 21	05/2021	USD	4.235	B3		NEG	B+		NEG			
XS1303467077	TURKSK 4.251 21	06/2021	USD	3.508	B1		NEG	BB-					
XS1079527211	ISCTR 5 21	06/2021	USD	4.14	B3		NEG	B+					B+
XS1439838548	HALKBK 5 21	07/2021	USD	5.395	B3u		NEG	B+*					NEG
XS1109959467	ACKAF 3.875 21	09/2021	EUR	2.084				BB		STABLE	BB		BB
XS1028943089	EXCRTU 5 21	09/2021	USD	4.182	B2	B2	NEG	B2		STABLE	NR		NR
XS1390320981	ISCTR 5.375 21	10/2021	USD	4.505	B3		NEG	B+					B+
XS1508914691	VAKBN 5.5 21	10/2021	USD	4.716	B2	WR	NEG	B+					NR
XS1505149325	KFINKK 5.136 21	11/2021	USD	5.23				B+					
XS0993155398	TURKEY 4.35 21	11/2021	EUR	2.696	B1	B1	NEG	BB-		STABLE			B+u
XS1132825099	GLYHO 8.125 21	11/2021	USD	34.198	Caa1		NEG	B+*					STABLE
XS1816199373	TURKSK 5.8 22	02/2022	USD	4.473	B1		NEG	BB-					
XS1571399754	YKBNK 5.75 22	02/2022	USD	5.289	B2		NEG	B+					NR
JP579200ACF6	TURKEY 1.47 22	03/2022	JPY	1.016	NR	B1	NEG	B+		STABLE			B+u
US900123BY51	TURKEY 5.125 22	03/2022	USD	4.675	B1	B1	NEG	BB-		STABLE	NR		B+u
US1508390090	ISCTR 5.5 22	04/2022	USD	5.313	B3		NEG	B+					B+
XS1605397394	TCZIRA 5.125 22	05/2022	USD	5.85	B2		NEG	B+					NR
XS1613091500	QNBFB 4.875 22	05/2022	USD	4.969	B1		NEG	B+		NEG			
XS1622626379	VAKBN 5.625 22	05/2022	USD	5.657	B2	WR	NEG	B+					NR
USM8931TAF68	GARAN 5.25 22	09/2022	USD	4.977	B2		NEG	B+					NR
XS1684378208	EXCRTU 4.25 22	09/2022	USD	5.821	B2	B2	NEG	B+		STABLE			NR
US900123BZ27	TURKEY 6.25 22	09/2022	USD	5.372	B1	B1	NEG	BB-		STABLE	NR		B+u
US0847042024	ISCTR 6 22	10/2022	USD	5.955	Caa2		NEG	B+					B+
USM0375YAK49	AKBNK 5 22	10/2022	USD	5.04	B2		NEG	B+					NEG
US0849728190	VAKBN 6 22	11/2022	USD	6.448	Caa3	WR	NEG	B-					NR
XS0848940523	AEFES 3.375 22	11/2022	USD	3.246	B1u		NEG	B+		STABLE	BBB-		BBB-
US032523AA09	AEFES 3.375 22	11/2022	USD	3.256	B1u		NEG	B+		STABLE	BBB-		BBB-
US0861979440	YKBNK 5.5 22	12/2022	USD	5.997	Caa1		NEG	B-					NR
XS1750996206	TSKBTI 5.5 23	01/2023	USD	6.323	B3		NEG	B+		NEG			
XS1711581337	FCFIN 6 23	01/2023	USD	7.236			NEG	B+		NEG			
XS1747548532	PETKM 5.875 23	01/2023	USD	5.864	B2		NEG	B+		STABLE			
XS1760780731	VAKBN 5.75 23	01/2023	USD	6.474	B2	WR	NEG	B+					
XS1379145656	KCHOL 5.25 23	03/2023	USD	4.728	B1		NEG	B+			BB-		BB-
XS1576037284	GARAN 5.875 23	03/2023	USD	5.625	B2		NEG	B+					NR
XS1788516679	YKBNK 6.1 23	03/2023	USD	6.173	B2		NEG	B+					NR
US900123CA66	TURKEY 3.25 23	03/2023	USD	5.305	B1	B1	NEG	BB-		STABLE			B+u
US0910932788	ACKAF 5 23	04/2023	USD	5.022				BB		STABLE	BB		BB
US03938HAA14	ACKAF 5 23	04/2023	USD	5.07				BB		STABLE	BB		BB
XS1586385178	TURKSK 5.004 23	04/2023	USD	5.032	B1		NEG	BB-					
XS1057340009	TURKEY 4.125 23	04/2023	EUR	3.334	B1	B1	NEG	BB-		STABLE			B+u
XS1807502668	RGYAST 7.25 23	04/2023	USD	11.641	B2		NEG	B+*					
XS1691349010	TCZIRA 5.125 23	09/2023	USD	6.418	B2		NEG	B+					NR
XS1496463297	EXCRTU 5.375 23	10/2023	USD	6.333	B2	B2	NEG	B+		STABLE			NR
XS1003016018	ISCTR 7.85 23	12/2023	USD	6.915	Caa3		NEG	B-					B+
US900123CR91	TURKEY 7.25 23	12/2023	USD	5.826	B1	B1	NEG	BB-		STABLE			B+u
XS1917720911	EXCRTU 8.25 24	01/2024	USD	6.668	B2	B2	NEG	B+		STABLE			NR
US900123CF53	TURKEY 5.75 24	03/2024	USD	5.793	B1	B1	NEG	BB-		STABLE			B+u
XS1970705528	VAKBN 8.125 24	03/2024	USD	6.969	B2	WR	NEG	B+					NR
XS1578203462	ISCTR 6.125 24	04/2024	USD	6.69	B3		NEG	B+					B+
XS1814962582	EXCRTU 6.125 24	05/2024	USD	6.854	B2	B2	NEG	B+		STABLE			NR
XS1028951264	TURKTI 4.875 24	06/2024	USD	4.994				BB-		STABLE	BB-		BB-
XS1634372954	YKBNK 5.85 24	06/2024	USD	6.602	B2		NEG	B+					NR
US900123CV04	TURKEY 6.35 24	08/2024	USD	5.871	B1	B1	NEG	BB-		STABLE			B+u
XS1959391019	QNBFB 6.875 24	09/2024	USD	6.051	B1		NEG	B+		NEG			
XS1577950402	CCOLAT 4.215 24	09/2024	USD	3.661	B1		NEG	BB					
JP579200AEM8	TURKEY 1.05 24	09/2024	JPY	1.104		B1	NEG	B+		STABLE			B+u
XS1958649854	YKBNK 8.25 24	10/2024	USD	6.923	B2		NEG	B+					NR
XS1686704948	TUPRST 4.5 24	10/2024	USD	6.034	B1		NEG	BB-		NEG			
US900123CW86	TURKEY 5.6 24	11/2024	USD	5.903	B1	B1	NEG	BB-		STABLE			B+u
XS1141043296	TURKSK 4.489 24	11/2024	USD	5.465	B1		NEG	BB-					
XS2100270508	TSKBTI 6 25	01/2025	USD	7.049	B3		NEG	B+		NEG			
US900123AW05	TURKEY 7.375 25	02/2025	USD	6.007	B1	B1	NEG	BB-		STABLE	NR		B+u
XS2112797290	VAKBN 5.25 25	02/2025	USD	7.085	B2	WR	NEG	B+					NR
XS1955059420	TURKTI 6.875 25	02/2025	USD	5.352				BB-		STABLE	BB-		BB-
XS1961766596	KCHOL 6.5 25	03/2025	USD	5.721	B1		NEG	B+					BB-
US900123CX69	TURKEY 4.25 25	03/2025	USD	5.77	B1	B1	NEG	BB-		STABLE			B+u
XS1210422074	AKBNK 5.125 25	03/2025	USD	6.276	B2		NEG	B+					B+u
XS1843443356	TURKEY 4.625 25	03/2025	EUR	4.478	B1	B1	NEG	BB-		STABLE			B+u
XS1629918415	TURKEY 3.25 25	06/2025	EUR	4.53	B1	B1	NEG	BB-		STABLE			B+u
XS1298711729	TELLT 5.75 25	10/2025	USD	5.25	B1u		NEG	BB-		STABLE	BB-		BB-
XS1909184753	TURKEY 5.2 26	02/2026	EUR	4.899	B1	B1	NEG	BB-		STABLE			B+u
XS1376681067	YKBNK 8.5 26	03/2026	USD	7.791	Caa2		NEG	B-					NR
XS1961010987	SİSETI 6.95 26	03/2026	USD	6.067	B1		NEG	BB-		STABLE			NR
US900123CJ75	TURKEY 4.25 26	04/2026	USD	5.927	B1	B1	NEG	BB-		STABLE			B+u
XS1396282177	ALNTF 8.75 26	04/2026	USD	8.894	B3		NEG	B		NEG			
US900123CK49	TURKEY 4.875 26	10/2026	USD	6.188	B1	B1	NEG	BB-		STABLE			B+u
XS1574750292	AKBNK 7.2 27	03/2027	USD	6.304	Caa2		NEG	B-					
US900123CL22	TURKEY 6 27	03/2027	USD	6.344	B1	B1	NEG	BB-		STABLE			B+u

Kredi Notları -Türk ve Yurtdışı Devlet ve Özel Sektör Eurotahvilleri

İŞ YATIRIM

Rapor Terimlerini Açıklayıcı Doküman

Ülke ve Şirket Görünüm & Nolları		Vade ↑	Kur	Getiri (%)	Moody's			Fitch			S&P		
ISIN	Ticker				Rating	Uzun Dönem YP	Görünüm	Rating	Uzun Dönem YP	Görünüm	Rating	Uzun Dönem YP	Görünüm
US105756AR10	BRAZIL 8.875 24	04/2024	USD	2.08	Baa2	Ba2	STABLE	BB-	NEG	BB-	BB-	STABLE	
USP1905CAE05	BRFSBZ 4.75 24	05/2024	USD	4.339	Baa2		STABLE	BB-	NEG	BB-	BB-	STABLE	
US105756BV13	BRAZIL 4.25 25	01/2025	USD	2.819	Baa2	Ba2	STABLE	BB-	NEG	BB-	BB-	STABLE	
US105756AE07	BRAZIL 10.125 27	05/2027	USD	4.039	Baa2	Ba2	STABLE	BB-	NEG	BB-	BB-	STABLE	
US105756BB58	BRAZIL 8.25 34	01/2034	USD	5.064	Baa2	Ba2	STABLE	BB-	NEG	BB-	BB-	STABLE	
UNITED STATES													
US759468AC51	RILIN 5.4 22	02/2022	USD	1.76	Baa2		NEG			BBB+			
GT2	T 0.125 22	06/2022	USD	0.186	#N/A Fiekl		STABLE	#N/A Fi		STABLE	#N/A Field AA+u	STABLE	
GT3	T 0.25 23	06/2023	USD	0.205	#N/A Fiekl		STABLE	#N/A Fi		STABLE	#N/A Field AA+u	STABLE	
USU12763AD75	CEMEX 6 24	04/2024	USD	5.866						BB-			
GT5	T 0.25 25	06/2025	USD	0.332	#N/A Fiekl		STABLE	#N/A Fi		STABLE	#N/A Field AA+u	STABLE	
GT10	T 0.625 30	05/2030	USD	0.686	#N/A Fiekl		STABLE	#N/A Fi		STABLE	#N/A Field AA+u	STABLE	
GT30	T 1.25 50	05/2050	USD	1.434	#N/A Fiekl		STABLE	#N/A Fi		STABLE	#N/A Field AA+u	STABLE	
BRITISH VIRGIN													
USG21895AC44	CNPCC 5.95 41	04/2041	USD		3 A2		STABLE	A+			A		
SOUTH AFRICA													
XS0579851949	ESKOM 5.75 21	01/2021	USD	13.01	Caa1	Caa1	NEG			NEG	CCC+	CCC+	NEG
XS0809571739	SAFTRA 4 22	07/2022	USD	5.233	Baa1 *			BBu		NEG	BB-	BB-	STABLE
US836205AQ75	SOAF 4.665 24	01/2024	USD	3.817	Baa1	Ba1	NEG	BB		NEG	BB-	BB-	STABLE
XS1187065443	ESKOM 7.125 25	02/2025	USD	8.693	Caa1		NEG			NEG	CCC+	CCC+	NEG
US836205AR58	SOAF 5.875 25	09/2025	USD	4.376	Baa1	Ba1	NEG	BB		NEG	BB-	BB-	STABLE
US836205AS32	SOAF 5.375 44	07/2044	USD	6.341	Baa1	Ba1	NEG	BB		NEG	BB-	BB-	STABLE
LUXEMBOURG													
USP98088AA83	VOTORA 7.25 41	04/2041	USD	5.885	Baa1		NEG	BBB-			BBB-		
GEORGIA													
XS0800346362	GRAIL 7.75 22	07/2022	USD	6.382				BB-		NEG	B+	B+	DEVELOP
KAZAKHSTAN													
XS0867478124	HSBKKZ 5.5 22	12/2022	USD	5.453		WR	POS	BB+		POS	BB	BB	STABLE
XS1120709669	KAZAKS 3.875 24	10/2024	USD	1.526	Baa3	(P)Baa3	POS	BBB		STABLE	BBB-	BBB-	STABLE
XS1263054519	KAZAKS 5.125 25	07/2025	USD	1.664	Baa3	(P)Baa3	POS	BBB		STABLE	BBB-	BBB-	STABLE
XS1120709826	KAZAKS 4.875 44	10/2044	USD	3.206	Baa3	(P)Baa3	POS	BBB		STABLE	BBB-	BBB-	STABLE
XS1263139856	KAZAKS 6.5 45	07/2045	USD	3.531	Baa3	(P)Baa3	POS	BBB		STABLE	BBB-	BBB-	STABLE
NETHERLANDS													
US71645WAR25	PETBRA 5.375 21	01/2021	USD	1.824	Baa2		STABLE	BB-			BB-		
US71647NAP42	PETBRA 8.375 21	05/2021	USD	2.289	Baa2		STABLE	BB-			BB-		
US71647NAF69	PETBRA 4.375 23	05/2023	USD	3.519	Baa2		STABLE	BB-			BB-		
US71647NAM11	PETBRA 6.25 24	03/2024	USD	4.096	Baa2		STABLE	BB-			BB-		
XS0982711714	PETBRA 4.75 25	01/2025	EUR	3.282	Baa2		STABLE	BB-			BB-		
XS1813724603	TEVA 4.5 25	03/2025	EUR	4.354	Baa2		NEG	BB-u			BB *		
XS1211044075	TEVA 1.875 27	03/2027	EUR	4.297	Baa2		NEG	BB-u			BB *		
XS1706923148	FCFIN 7.25 27	11/2027	USD	6.886	B2		NEG	B-		NEG			
XS1439749364	TEVA 1.625 28	10/2028	EUR	4.127	Baa2		NEG	BB-u			BB *		
US71647NAN93	PETBRA 6.85 2115	06/2115	USD	6.794	Baa2		STABLE	BB-			BB-		
INDONESIA													
USY7138AAA89	PERTIJ 5.25 21	05/2021	USD	1.227	Baa2		STABLE	BBB		STABLE	BBB	BBB	NEG
ARGENTINA													
USP989MJBEO4	YPFDAR 8.5 25	07/2025	USD	15.512	Caa3		NEG	CCC			CCC+		NEG
US040114GL81	ARGENT 8.25 33	12/2033	USD	14.058	Ca	Ca	NEG	WD			CC	SD	
US040114GK09	ARGENT 3.75 38	12/2038	USD	12.478	Ca	Ca	NEG	WD			CC	SD	
AZERBAIJAN													
XS1678622090	AZERBJ 2.82 21	09/2021	USD	2.553	Baa2u		STABLE	BB+		NEG	BB+	BB+	STABLE
XS0903465127	SOIAZ 4.75 23	03/2023	USD	2.897	Baa2		STABLE	BB+		NEG	BB-	BB-	STABLE
XS1044540547	AZERBJ 4.75 24	03/2024	USD	2.728	Baa2u		STABLE	BB+		NEG	BB+	BB+	STABLE
XS1319820897	SGCAZE 6.875 26	03/2026	USD	3.747	Baa2		STABLE	BB+			BB+		
XS1196496688	SOIAZ 6.95 30	03/2030	USD	4.489	NR		STABLE	BB+		NEG	BB-	BB-	STABLE
CZECH													
XS1816296062	ENGPRO 4.5 24	05/2024	EUR	5.758				BB-		STABLE	B+	B+	NEG
IVORY COAST													
XS1793329225	IVYCS 5.25 30	03/2030	EUR	6.081	Baa3 *	Baa3 *		B+		POS			
SENEGAL													
XS1790104530	SENEGL 4.75 28	03/2028	EUR	5.252	Baa3 *	Baa3 *					B+	B+	STABLE
ROMANIA													
XS1313004928	ROMANI 3.875 35	10/2035	EUR	3.121	Baa3	Baa3	NEG	BBB-		NEG	BBB-	BBB-	NEG
XS1768074319	ROMANI 3.375 38	02/2038	EUR	3.148	Baa3	Baa3	NEG	BBB-		NEG	BBB-	BBB-	NEG
XS1968706876	ROMANI 4.625 49	04/2049	EUR	3.701	Baa3	Baa3	NEG	BBB-		NEG	BBB-	BBB-	NEG
Grand Total													

Moody's S&P Fitch Açıklama

Diğer Göstergeler

İŞ YATIRIM \$

[Rapor Terimlerini Açıklayıcı Doküman](#)

GOÜ Tahvil Perf.2Y Rates			
Ülke	25/06	24/06	1G Δ
Çek	0.20	0.22	▼ -10%
Cin	2.25	2.25	▲ 0%
G. Kore	0.77	0.77	▲ -1%
G.Afrika	4.52	4.56	▲ -1%
Hindistan	4.37	4.38	▲ 0%
Macaristan	0.60	0.76	▼ -21%
Meksika	4.67	4.66	▲ 0%
Polonya	0.20	0.21	▼ -8%
Rusya	4.39	4.42	▲ -1%
Singapur	0.32	0.33	▲ -3%
Tayland	0.52	0.55	▲ -6%

Türkiye Cross Cur. Swap (USD↔TRY / Rate%)			
Vade	25/06	24/06	1G Δ
1 Yıl	14.61	15.09	▼ -0.48
2 Yıl	13.56	13.88	▼ -0.32
3 Yıl	12.72	12.95	▼ -0.23
4 Yıl	12.19	12.31	▲ -0.12
5 Yıl	11.86	11.88	▲ -0.02
6 Yıl	11.46	11.55	▲ -0.10
7 Yıl	11.18	11.30	▲ -0.12
8 Yıl	11.03	11.12	▲ -0.09
9 Yıl	10.89	10.97	▲ -0.08
10 Yıl	10.87	10.86	▲ 0.01

Gelişmiş Ülkeler 2y			
Ülke	2Y Faiz(%)		
	25/06	24/06	Değişim BPS
ABD	0.19	0.19	▼ -0.22
Almanya	-0.68	-0.67	▼ -1.40
İngiltere	-0.08	-0.07	▼ -1.12
Fransa	-0.60	-0.58	▼ -1.12
İspanya	-0.42	-0.40	▼ -1.83
İtalya	0.08	0.08	▲ 0.72
Türkiye	8.94	8.94	▲ 0.00

GOÜ Eurobond Perf.			
Ülke	25/06	24/06	1G Δ
Arjantin	159	163	▼ -2.1%
Brezilya	1,377	1,382	▲ -0.4%
Çek	556	556	▲ 0.0%
Cin	764	771	▼ -0.9%
G.Afrika	376	376	▲ -0.1%
Macaristan	727	733	▼ -0.8%
Meksika	720	721	▲ -0.1%
Polonya	1,440	1,441	▲ -0.1%
Rusya	821	826	▲ -0.6%
Türkiye	977	980	▲ -0.3%

Cross Currency Swap (5yr)			
Ülke	25/06	24/06	1G Δ
Çin	1.93	1.93	▼ 0%
Macaristan	2.76	2.78	▼ -1%
G.Kore	-0.12	-0.12	▼ 0%
Rusya	4.09	4.09	▼ 0%
Tayland	0.68	0.66	▲ 4%
Türkiye	11.86	11.88	▼ 0%

Gelişmiş Ülkeler 10y			
Ülke	10Y Faiz(%)		
	25/06	24/06	Değişim BPS
ABD	0.68	0.71	▼ -3.53
Almanya	-0.44	-0.41	▼ -3.32
İngiltere	0.19	0.21	▼ -2.16
Fransa	-0.11	-0.09	▼ -2.04
İspanya	0.47	0.47	▼ -0.68
İtalya	1.26	1.25	▲ 1.05
Türkiye	13.21	13.21	▲ 0.00

*JP EM Eurobond Index



İletişim Bilgileri

SGMK Yurtiçi Piyasalar

Serhat Devecioğlu
sdevecioglu@isyatirim.com.tr

Evrin Erten Başar
ebasar@isyatirim.com.tr

Burak Seçkin
bseckin@isyatirim.com.tr

Araştırma

Emre Sezan, CFA
esezan@isyatirim.com.tr

Ahmet Toker
atoker@isyatirim.com.tr

Eurotahviller

Pinar Ozyuksel
pozyuksel@isyatirim.com.tr

Tolga Murat
tmurat@isyatirim.com.tr

Ali Ardan Ayberk
aayberk@isyatirim.com.tr

[Rapor Terimlerini Açıklayıcı Doküman](#)

<https://www.isyatirim.com.tr/tr-tr/analiz/Sayfalar/sqmk.aspx>



Burada yer alan bilgiler İş Yatırım Menkul Değerler A.Ş. tarafından bilgilendirme amacı ile hazırlanmıştır. Yatırım bilgi, yorum ve tavsiyeleri yatırım danışmanlığı kapsamında değildir. Yatırım danışmanlığı hizmeti; aracı kurumlar, portföy yönetim şirketleri, mevduat kabul etmeyen bankalar ile müşteri arasında imzalanacak yatırım danışmanlığı sözleşmesi çerçevesinde sunulmaktadır. Burada yer alan yorum ve tavsiyeler, yorum ve tavsiyede bulunanların kişisel görüşlerine dayanmaktadır. Herhangi bir yatırım aracının alım-satım önerisi ya da getiri vaadi olarak yorumlanmamalıdır. Bu görüşler mali durumunuz ile risk ve getiri tercihlerinize uygun olmayabilir. Bu nedenle, sadece burada yer alan bilgilere dayanarak yatırım kararı verilmesi beklentilerinize uygun sonuçlar doğurmayabilir.

Burada yer alan fiyatlar, veriler ve bilgilerin tam ve doğru olduğu garanti edilemez; içerik, haber verilmeksizin değiştirilebilir. Tüm veriler, İş Yatırım Menkul Değerler A.Ş. tarafından güvenilir olduğuna inanılan kaynaklardan alınmıştır. Bu kaynakların kullanılması nedeni ile ortaya çıkabilecek hatalardan İş Yatırım Menkul Değerler A.Ş. sorumlu değildir.

Bu içeriğe ilişkin tüm telif hakları İş Yatırım Menkul Değerler A.Ş.'ye aittir. Bu içerik, açık iznimiz olmaksızın başkaları tarafından herhangi bir amaçla, kısmen veya tamamen çoğaltılamaz, dağıtılamaz, yayımlanamaz veya değiştirilemez.