

Türk Eurotahvilleri

İŞ YATIRIM

Rapor Terimlerini Açıklayıcı Doküman

Tanım	Enstrüman	Kupon	Vade ↑	İhraç Büyüklüğü (milyar)	Alış Fiyatı	Satış Fiyatı	Birikmiş Faiz	Alış Getiri (%)	Satış Getiri (%)	Minimum İşlem	Fiyat Performansı		Dur.	Payment Rank
											1A(Δ %)	1Y(Δ %)		
USD Cinsinden														
Devlet Eurotahvilleri														
US900123AX87	TURKEY 7 20	7.00	05/06/20	2,000	100.075	100.265	3.19	5.15	1.00	2,000	-0.01	-1.03	0.044	Sr Unsecured
US900123BH29	TURKEY 5.625 21	5.63	30/03/21	2,000	100.396	101.286	0.77	5.14	4.09	100,000	1.22	3.15	0.831	Sr Unsecured
US900123BY51	TURKEY 5.125 22	5.13	25/03/22	1,000	98.392	99.288	0.77	6.05	5.53	200,000	3.68	4.49	1.726	Sr Unsecured
US900123BZ27	TURKEY 6.25 22	6.25	26/09/22	2,500	99.884	100.762	0.92	6.30	5.89	200,000	4.39	3.69	2.141	Sr Unsecured
US900123CA66	TURKEY 3.25 23	3.25	23/03/23	1,500	92.000	92.500	0.51	6.37	6.16	200,000	4.31	5.82	2.638	Sr Unsecured
US900123CR91	TURKEY 7.25 23	7.25	23/12/23	2,000	100.804	101.690	2.94	6.99	6.71	200,000	4.47	2.70	3.037	Sr Unsecured
US900123CF53	TURKEY 5.75 24	5.75	22/03/24	2,500	95.910	96.886	0.91	6.98	6.68	200,000	4.88	3.87	3.349	Sr Unsecured
US900123CV04	TURKEY 6.35 24	6.35	10/08/24	2,250	97.492	98.419	1.75	7.04	6.78	200,000	5.01		3.579	Sr Unsecured
US900123CW86	TURKEY 5.6 24	5.60	14/11/24	2,500	94.417	95.367	0.08	7.07	6.82	200,000	5.19		3.876	
US900123AW05	TURKEY 7.375 25	7.38	05/02/25	3,250	100.870	101.285	2.13	7.15	7.05	2,000	4.89	3.03	3.851	Sr Unsecured
US900123CX69	TURKEY 4.25 25	4.25	13/03/25	2,000	88.268	89.257	1.13	7.17	6.91	200,000	5.08		4.176	
US900123CJ75	TURKEY 4.25 26	4.25	14/04/26	1,500	85.155	86.136	0.41	7.40	7.17	200,000	5.05	3.41	5.014	Sr Unsecured
US900123CK49	TURKEY 4.875 26	4.88	09/10/26	3,000	86.936	87.936	0.54	7.48	7.27	200,000	5.92	3.04	5.270	Sr Unsecured
US900123CL22	TURKEY 6 27	6.00	25/03/27	3,250	91.428	92.352	0.90	7.63	7.44	200,000	5.67	2.30	5.402	Sr Unsecured
US900123CP36	TURKEY 5.125 28	5.13	17/02/28	2,000	86.000	86.580	1.31	7.54	7.43	200,000	5.96	2.74	6.053	Sr Unsecured
US900123CQ19	TURKEY 6.125 28	6.13	24/10/28	2,000	90.415	90.915	0.43	7.69	7.60	200,000	6.46	2.11	6.335	Sr Unsecured
US900123CT57	TURKEY 7.625 29	7.63	26/04/29	3,000	97.266	98.299	0.49	8.06	7.89	200,000	5.50	0.61	6.326	Sr Unsecured
US900123AL40	TURKEY 11.875 30	11.88	15/01/30	1,500	125.375	126.750	4.09	8.04	7.87	1,000	4.69	-0.65	5.977	Sr Unsecured
US900123CY43	TURKEY 5.25 30	5.25	13/03/30	2,000	82.102	83.203	1.40	7.90	7.72	200,000	3.33		7.153	
US900123AT75	TURKEY 8 34	8.00	14/02/34	1,500	99.850	100.655	2.11	8.02	7.92	2,000	2.84	0.12	8.087	Sr Unsecured
US900123AY60	TURKEY 6.875 36	6.88	17/03/36	2,750	88.850	89.655	1.18	8.14	8.04	2,000	3.43	-0.77	9.028	Sr Unsecured
US900123BB58	TURKEY 7.25 38	7.25	05/03/38	1,000	91.730	92.400	1.49	8.14	8.06	2,000	3.30	-1.22	9.409	Sr Unsecured
US900123BG46	TURKEY 6.75 40	6.75	30/05/40	2,000	85.154	86.497	3.17	8.28	8.13	100,000	3.16	-2.56	9.786	Sr Unsecured
US900123BJ84	TURKEY 6 41	6.00	14/01/41	3,000	78.200	79.557	2.08	8.21	8.05	200,000	1.84	-3.88	10.298	Sr Unsecured
US900123CB40	TURKEY 4.875 43	4.88	16/04/43	3,000	71.155	72.375	0.45	7.54	7.40	200,000	2.21	-3.13	11.834	Sr Unsecured
US900123CG37	TURKEY 6.625 45	6.63	17/02/45	3,000	83.485	84.230	1.69	8.19	8.11	200,000	3.38	-2.46	10.765	Sr Unsecured
US900123CM05	TURKEY 5.75 47	5.75	11/05/47	3,500	75.425	76.075	0.13	7.98	7.91	200,000	2.28	-4.23	11.694	Sr Unsecured
Sukuk														
XS1303467077	TURKSK 4.251 21	4.25	08/06/21	1,000	98.641	99.514	1.90	5.60	4.73	200,000	1.80	3.56	0.996	Sr Unsecured
XS1816199373	TURKSK 5.8 22	5.80	21/02/22	2,000	98.981	99.942	1.42	6.42	5.83	200,000	2.64	1.92	1.623	Sr Unsecured
XS1586385178	TURKSK 5.004 23	5.00	06/04/23	1,250	95.930	96.878	0.60	6.58	6.20	200,000	3.78	3.03	2.616	Sr Unsecured
XS1141043296	TURKSK 4.489 24	4.49	25/11/24	1,000	91.101	92.075	2.17	6.81	6.54	200,000	5.29	4.03	3.893	Sr Unsecured
Özel Sektör Eurotahvilleri														
Finansal Kuruluşlar														
XS1188073081	HALKBK 4.75 21	4.75	11/02/21	500	97.737	99.020	1.29	8.00	6.14	200,000	2.43	10.68	0.692	Sr Unsecured
USM8931TAA71	GARAN 6.25 21	6.25	20/04/21	500	101.101	102.080	0.50	5.00	3.92	200,000	1.75	3.44	0.885	Sr Unsecured
XS1223394914	TCZIRA 4.75 21	4.75	29/04/21	500	99.372	100.257	0.26	5.44	4.47	200,000	2.41	6.42	0.910	Sr Unsecured
XS1412393172	TSKBTI 4.875 21	4.88	18/05/21	300	98.615	99.551	0.01	6.33	5.34	200,000	1.92	6.11	0.957	Sr Unsecured
XS1079527211	ISCTR 5 21	5.00	25/06/21	750	99.699	100.549	2.00	5.28	4.48	200,000	2.24	7.15	1.038	Sr Unsecured
XS1439838548	HALKBK 5 21	5.00	13/07/21	500	97.305	98.513	1.75	7.48	6.35	200,000	3.52	11.29	1.076	Sr Unsecured
XS1390320981	ISCTR 5.375 21	5.38	06/10/21	750	99.756	100.618	0.64	5.56	4.90	200,000	3.13	7.41	1.308	Sr Unsecured
XS1508914691	VAKBN 5.5 21	5.50	27/10/21	500	99.193	100.212	0.34	6.09	5.34	200,000	3.20	6.66	1.360	Sr Unsecured
XS1571399754	YKBNK 5.75 22	5.75	24/02/22	600	99.214	100.260	1.36	6.22	5.59	200,000	2.99	6.80	1.633	Sr Unsecured
XS1508390090	ISCTR 5.5 22	5.50	21/04/22	600	98.325	99.550	0.43	6.44	5.75	200,000	4.25	8.84	1.788	Sr Unsecured
XS1605397394	TCZIRA 5.125 22	5.13	03/05/22	600	97.080	98.105	0.23	6.74	6.17	200,000	5.28	7.90	1.822	Sr Unsecured
XS1613091500	QNBFB 4.875 22	4.88	19/05/22	750	97.419	98.475	0.00	6.27	5.69	200,000	3.06	4.40	1.873	Sr Unsecured
XS1622626379	VAKBN 5.625 22	5.63	30/05/22	500	97.503	98.611	2.64	6.96	6.36	200,000	3.82	8.71	1.834	Sr Unsecured
USM8931TAF68	GARAN 5.25 22	5.25	13/09/22	750	98.059	99.113	0.96	6.16	5.66	200,000	4.05	6.16	2.128	Sr Unsecured
USM0375YAK49	AKBNK 5 22	5.00	24/10/22	500	96.505	97.514	0.35	6.58	6.11	150,000	3.39	5.82	2.238	Sr Unsecured
XS0847042024	ISCTR 6 22	6.00	24/10/22	1,000	95.072	97.055	0.42	8.28	7.34	200,000	5.58	11.66	2.200	Subordinated
XS0849728190	VAKBN 6 22	6.00	01/11/22	672	95.649	97.233	0.30	7.99	7.25	200,000	7.22	12.83	2.221	Subordinated
XS0861979440	YKBNK 5.5 22	5.50	06/12/22	1,000	93.453	95.322	2.49	8.41	7.55	200,000	7.38	8.44	2.256	Subordinated
XS1750996206	TSKBTI 5.5 23	5.50	16/01/23	350	95.095	96.228	1.88	7.57	7.08	200,000	5.48	11.42	2.372	Sr Unsecured
XS1711581337	FCFIN 6 23	6.00	25/01/23	300	93.281	95.401	1.90	8.86	7.93	200,000	1.31	14.43	2.366	Sr Unsecured
XS1760780731	VAKBN 5.75 23	5.75	30/01/23	650	95.731	96.799	1.74	7.52	7.07	200,000	4.85	10.56	2.403	Sr Unsecured
XS1576037284	GARAN 5.875 23	5.88	16/03/23	500	97.794	98.843	1.03	6.74	6.33	200,000	4.36	5.84	2.534	Sr Unsecured
XS1788516679	YKBNK 6.1 23	6.10	16/03/23	500	97.686	98.817	1.07	7.01	6.56	200,000	4.42	8.55	2.524	Sr Unsecured
XS1691349010	TCZIRA 5.125 23	5.13	29/09/23	500	93.980	95.166	0.71	7.17	6.75	200,000	6.29	9.24	2.996	Sr Unsecured
XS1003016018	ISCTR 7.85 23	7.85	10/12/23	400	95.390	98.906	3.47	9.40	8.21	200,000	4.50	10.75	2.930	Subordinated
XS1970705528	VAKBN 8.125 24	8.13	28/03/24	600	99.585	100.683	1.15	8.25	7.91	200,000	5.34	9.43	3.223	Sr Unsecured
XS1578203462	ISCTR 6.125 24	6.13	25/04/24	1,250	95.264	96.484	0.41	7.54	7.17	200,000	7.14	11.63	3.406	Sr Unsecured
XS1634372954	YKBNK 5.85 24	5.85	21/06/24	500	94.570	95.595	2.41	7.41	7.11	200,000	5.91	10.69	3.468	Sr Unsecured
XS1959391019	QNBFB 6.875 24	6.88	07/09/24	650	99.463	100.576	1.38	7.02	6.72	200,000	5.03	3.57	3.622	Sr Unsecured
XS1958649854	YKBNK 8.25 24	8.25	15/10/24	500	101.733	102.737	0.78	7.78	7.51	200,000	6.49	8.48	3.625	Sr Unsecured
XS2100270508	TSKBTI 6 25	6.00	23/01/25	400	91.388	92.307	1.93	8.25	8.00	200,000	6.46		3.880	
XS2112797290	VAKBN 5.25 25	5.25	05/02/25	750	88.313	89.472	1.52	8.29	7.97	200,000	5.01		3.970	
XS1210422074	AKBNK 5.125 25	5.13	31/03/25	500	90.937	91.854	0.70	7.37	7.13	200,000	5.65	8.11	4.157	Sr Unsecured
XS1301525207	ALBRK 10.5 25	10.50	30/11/25	250	100.779	101.654	4.93	9.22	9.02	200,000	1.80	2.35	0.486	Subordinated
XS1376681067	YKBNK 8.5 26	8.50	09/03/26	500										

Türk Eurotahvilleri

Tanım	Enstrüman	Kupon	Vade ↓	İhraç Büyüklüğü (milyar)	Alış Fiyatı	Satış Fiyatı	Birikmiş Faiz	Alış Getiri (%)	Satış Getiri (%)	Minimum İşlem	Fiyat Performansı		Dur.	Payment Rank
											1A(Δ %)	1Y(Δ %)		
*Vadelerine göre sıralanmıştır.														
XS1577950402	CCOLAT 4.215 24	4.22	19/09/24	500	97.396	98.593	0.70	4.89	4.58	200,000	7.29	2.66	3.883	Sr Unsecured
XS1686704948	TUPRST 4.5 24	4.50	18/10/24	700	87.978	89.028	0.39	7.77	7.46	200,000	1.54	0.46	3.861	Sr Unsecured
XS1955059420	TURKTI 6.875 25	6.88	28/02/25	500	99.312	100.408	1.55	7.04	6.77	200,000	4.97	4.77	3.953	Sr Unsecured
XS1961766596	KCHOL 6.5 25	6.50	11/03/25	750	97.643	98.697	1.23	7.08	6.82	200,000	5.23	2.04	4.012	Sr Unsecured
XS1298711729	TCELLT 5.75 25	5.75	15/10/25	500	95.984	97.111	0.54	6.65	6.39	200,000	4.79	5.25	4.535	Sr Unsecured
XS1961010987	SİSETI 6.95 26	6.95	14/03/26	700	96.194	97.413	1.25	7.77	7.50	200,000	6.76	1.43	4.630	Sr Unsecured
XS1803215869	TCELLT 5.8 28	5.80	11/04/28	500	93.109	94.147	0.61	6.95	6.77	200,000	4.97	8.04	6.137	Sr Unsecured

EUR Cinsinden

Devlet Eurotahvilleri

XS0503454166	TURKEY 5.125 20	5.13	18/05/20	2,000	99.930	100.140	5.08	13.01	-11.36	50,000	-0.05	-1.97	0.008	Sr Unsecured
XS0993155398	TURKEY 4.35 21	4.35	12/11/21	1,250	99.875	100.630	2.25	4.42	3.89	100,000	2.38	0.36	1.384	Sr Unsecured
XS1057340009	TURKEY 4.125 23	4.13	11/04/23	1,000	97.853	99.012	0.43	4.94	4.49	100,000	4.57	0.79	2.653	Sr Unsecured
XS1843443356	TURKEY 4.625 25	4.63	31/03/25	1,250	96.590	97.390	0.62	5.44	5.24	100,000	5.87	2.31	4.210	Sr Unsecured
XS1629918415	TURKEY 3.25 25	3.25	14/06/25	1,000	90.025	91.245	3.02	5.56	5.26	100,000	5.51	2.45	4.351	Sr Unsecured
XS1909184753	TURKEY 5.2 26	5.20	16/02/26	1,500	97.025	97.500	1.32	5.82	5.72	100,000	6.44	1.33	4.765	Sr Unsecured

Özel Sektör Eurotahvilleri

Finansal Kuruluşlar

XS1403416222	VAKBN 2.375 21	2.38	04/05/21	500	97.926	98.670	0.10	4.63	3.81	100,000	1.66	1.93	0.922	Secured
--------------	----------------	------	----------	-----	--------	--------	------	------	------	---------	------	------	-------	---------

Finans Dışı

XS1109959467	ACKAF 3.875 21	3.88	16/09/21	350	99.006	100.495	2.60	4.65	3.48	100,000	2.93	-1.15	1.240	Sr Unsecured
--------------	----------------	------	----------	-----	--------	---------	------	------	------	---------	------	-------	-------	--------------

Yen Cinsinden

Devlet Eurotahvilleri

JP579200EHQ4	TURKEY 1.81 20	1.81	07/12/20	3,000	100.133	100.161	0.82	1.57	1.51	1,000,000,000	-0.38	-1.54	0.539	Sr Unsecured
JP579200DHO6	TURKEY 1.81 20	1.81	07/12/20	700	100.093	100.118	0.82	1.64	1.59	700,000,000	-0.38	-1.47	0.539	Sr Unsecured
JP579200KHQ1	TURKEY 1.81 20	1.81	07/12/20	3,700	100.138	100.164	0.82	1.56	1.51	3,700,000,000	-0.38	-1.55	0.539	Sr Unsecured
JP579200BHQ0	TURKEY 1.81 20	1.81	07/12/20	2,000	100.125	100.155	0.82	1.58	1.52	2,000,000,000	-0.37	-1.52	0.539	Sr Unsecured
JP579200CHQ8	TURKEY 1.81 20	1.81	07/12/20	1,000	100.106	100.136	0.82	1.61	1.56	500,000,000	-0.37	-1.48	0.539	Sr Unsecured
JP579200GHQ9	TURKEY 1.81 20	1.81	07/12/20	3,600	100.137	100.167	0.82	1.56	1.50	1,800,000,000	-0.37	-1.55	0.539	Sr Unsecured
JP579200FHQ1	TURKEY 1.81 20	1.81	07/12/20	2,400	100.130	100.160	0.82	1.57	1.52	1,200,000,000	-0.38	-1.52	0.539	Sr Unsecured
JP579200JHQ3	TURKEY 1.81 20	1.81	07/12/20	3,600	100.137	100.167	0.82	1.56	1.50	3,600,000,000	-0.37	-1.55	0.539	Sr Unsecured
JP579200ABF8	TURKEY 1.87 21	1.87	18/03/21	180,000	100.689	100.736	0.33	1.03	0.97	100,000,000	-0.40	-1.79	0.815	Sr Unsecured
JP579200ACF6	TURKEY 1.47 22	1.47	15/03/22	90,000	100.530	100.629	0.27	1.17	1.12	100,000,000	-0.78	-1.95	1.775	Sr Unsecured
JP579200AEM8	TURKEY 1.05 24	1.05	25/09/24	100,000	99.856	99.856	0.16	1.08	1.08	100,000,000	0.05	0.28	4.145	Sr Unsecured

Yurtdışı Devlet ve Özel Sektör Eurotahvilleri

İŞ YATIRIM

*Vadelerine göre sıralanmıştır.

Rapor Terimleri

Kodu	Enstrüman	Ülke	Kpn	Vade ↓	İhraç Büyüklüğü (milyar)	Alış Fiyatı	Satış Fiyatı	Birikmiş Faiz	Alış Getiri (%)	Satış Getiri (%)	Minimum İşlem	Fiyat Performansı		Dur.	Payment Rank
												1A(Δ %)	1Y(Δ %)		
USD Cinsi															
XS1241110300	DIBUH 2.921 20	CAYMAN ISLANDS	2.92	03/06/20	750	99.718	100.373	1.35	10.07	-6.56	200,000	0.17	0.53	0.04	Sr Unsecured
XS1113141441	SOAFSK 3.903 20	SOUTH AFRICA	3.90	24/06/20	500	99.919	100.461	1.57	4.67	-0.82	200,000	0.10	0.01	0.10	Sr Unsecured
USG8600UAA19	SUZANO 5.875 21	CAYMAN ISLANDS	5.88	23/01/21	186	0.000	0.000	1.09	0.00	0.00	100,000				Sr Unsecured
XS0579851949	ESKOM 5.75 21	SOUTH AFRICA	5.75	26/01/21	1,750	93.845	95.212	1.80	15.51	13.25	200,000	5.89	-5.15	0.63	Sr Unsecured
US71645WAR25	PETBRA 5.375 21	NETHERLANDS	5.38	27/01/21	961	101.004	101.756	1.67	3.88	2.78	2,000	-0.17	-1.94	0.67	Sr Unsecured
USP16259AB20	BBVASM 6.5 21	MEXICO	6.50	10/03/21	750	101.947	102.865	1.25	4.02	2.88	150,000	1.31	-2.43	0.78	Subordinated
USY7138AAA89	PERTIJ 5.25 21	INDONESIA	5.25	23/05/21	391	101.941	102.854	2.57	3.28	2.38	200,000	0.68	-1.30	0.96	Sr Unsecured
US71647NAP42	PETBRA 8.375 21	NETHERLANDS	8.38	23/05/21	463	104.619	105.375	4.09	3.68	2.94	2,000	0.04	-4.52	0.94	Sr Unsecured
XS1678622090	AZERBJ 2.82 21	AZERBAIJAN	2.82	01/09/21	174	100.288	101.100	0.61	2.59	1.95	150,000	1.11	3.01	1.25	
US91911TAM53	VALEBZ 4.375 22	CAYMAN ISLANDS	4.38	11/01/22	0	0.000	0.000	1.92	0.00	0.00	2,000				Sr Unsecured
US46556MAF95	ITAU 5.65 22	BRAZIL	5.65	19/03/22	1,250	101.558	102.556	0.94	4.75	4.18	200,000	-0.69	-2.58	1.72	Subordinated
USG1315RAG65	BRASKM 5.375 22	CAYMAN ISLANDS	5.38	02/05/22	289	100.403	101.220	0.25	5.15	4.71	200,000	2.83	-2.95	1.83	Sr Unsecured
XS0800346362	GRAIL 7.75 22	GEORGIA	7.75	11/07/22	500	97.254	99.326	2.76	9.18	8.09	200,000	-1.42	-8.67	1.89	Sr Unsecured
XS0809571739	SAFTRA 4 22	SOUTH AFRICA	4.00	26/07/22	1,000	93.177	94.327	1.26	7.44	6.83	200,000	-1.80	-4.94	2.02	Sr Unsecured
US03512TAC53	ANGSJ 5.125 22	ISLE OF MAN	5.13	01/08/22	750	103.614	104.860	1.54	3.40	2.83	1,000	2.46	0.46	2.05	Sr Unsecured
XS0867478124	HSBKKZ 5.5 22	KAZAKHSTAN	5.50	21/12/22	548	98.180	99.538	2.12	6.27	5.69	1	1.36	-1.62	1.43	Sr Unsecured
XS0863522777	TAQAUH 3.625 23	UAE	3.63	12/01/23	1,250	103.577	104.469	1.28	2.23	1.89	200,000	2.17	2.72	2.50	Sr Unsecured
US71654QBG64	PEMEX 3.5 23	MEXICO	3.50	30/01/23	1,144	89.217	90.383	1.06	8.02	7.50	10,000	4.08	-6.90	2.47	Sr Unsecured
XS0903465127	SOIAZ 4.75 23	AZERBAIJAN	4.75	13/03/23	1,000	101.510	102.495	0.87	4.17	3.81	200,000	0.94	-0.52	2.60	Sr Unsecured
US71647NAF69	PETBRA 4.375 23	NETHERLANDS	4.38	20/05/23	1,406	98.821	99.782	2.18	4.80	4.45	2,000	0.47	-1.95	2.72	Sr Unsecured
USP30179AM09	CFELEC 4.875 24	MEXICO	4.88	15/01/24	1,250	101.977	103.217	1.68	4.28	3.92	200,000	4.14	-0.69	3.28	Sr Unsecured
US836205AQ75	SOAF 4.665 24	SOUTH AFRICA	4.67	17/01/24	1,500	99.590	100.415	1.58	4.79	4.54	100,000	1.52	-1.33	3.29	Sr Unsecured
US10553YAF25	BRASKM 6.45 24	CAYMAN ISLANDS	6.45	03/02/24	750	101.263	102.290	1.90	6.06	5.75	200,000	3.20	-6.37	3.21	Sr Unsecured
US71647NAM11	PETBRA 6.25 24	NETHERLANDS	6.25	17/03/24	1,586	101.880	102.919	1.08	5.69	5.39	2,000	-0.93	-5.32	3.35	Sr Unsecured
XS1044540547	AZERBJ 4.75 24	AZERBAIJAN	4.75	18/03/24	1,250	103.034	104.104	0.80	3.89	3.59	200,000	0.52	-0.14	3.47	Sr Unsecured
USP16259AK29	BBVASM 4.375 24	MEXICO	4.38	10/04/24	750	103.214	104.274	0.47	3.48	3.20	150,000	2.74	0.64	3.56	Sr Unsecured
US105756AR10	BRAZIL 8.875 24	BRAZIL	8.88	15/04/24	1,029	122.584	123.520	0.84	2.74	2.51	1,000	-0.16	-1.32	3.39	Sr Unsecured
US131572UAE64	FIBRBZ 5.25 24	CAYMAN ISLANDS	5.25	12/05/24	600	100.624	101.517	0.10	5.08	4.83	2,000	0.16	-4.39	3.56	Sr Unsecured
USP1905CAE05	BRFSBZ 4.75 24	BRAZIL	4.75	22/05/24	518	96.972	98.503	2.34	5.60	5.17	200,000	0.29	-0.64	3.52	Sr Unsecured
XS1075401726	EMAARM 4.564 24	CAYMAN ISLANDS	4.56	18/06/24	750	100.432	101.838	1.91	4.45	4.07	200,000	17.33	-0.86	3.64	Sr Unsecured
XS1120709669	KAZAKS 3.875 24	KAZAKHSTAN	3.88	14/10/24	1,500	107.168	108.235	0.38	2.16	1.92	200,000	1.54	3.64	4.06	Sr Unsecured
US06120TAA60	BCHINA 5 24	CHINA	5.00	13/11/24	3,000	109.055	109.496	0.08	2.84	2.74	200,000	0.45	2.95	4.04	Subordinated
US105756BV13	BRAZIL 4.25 25	BRAZIL	4.25	07/01/25	4,300	103.790	104.380	1.56	3.36	3.22	200,000	-0.64	2.70	4.15	Sr Unsecured
USP2253TJE03	CEMEX 5.7 25	MEXICO	5.70	11/01/25	1,071	92.711	94.138	2.03	7.59	7.21	200,000	2.64	-8.83	2.83	1st lien
US91087BAA89	MEX 3.6 25	MEXICO	3.60	30/01/25	1,947	102.384	103.082	1.09	3.05	2.89	200,000	1.90	2.70	4.27	Sr Unsecured
XS1187065443	ESKOM 7.125 25	SOUTH AFRICA	7.13	11/02/25	1,250	83.062	85.090	1.94	11.91	11.27	200,000	12.32	-17.07	3.75	Sr Unsecured
XS1263054519	KAZAKS 5.125 25	KAZAKHSTAN	5.13	21/07/25	2,500	113.573	114.406	1.68	2.32	2.17	200,000	1.27	3.19	4.55	Sr Unsecured
USP989MJBEO4	YFPDAR 8.5 25	ARGENTINA	8.50	28/07/25	1,500	55.510	57.373	2.62	23.88	22.95	1,000	17.12	-40.14	3.41	Sr Unsecured
US836205AR58	SOAF 5.875 25	SOUTH AFRICA	5.88	16/09/25	2,000	101.090	101.915	1.03	5.63	5.45	200,000	1.82	-4.10	4.50	Sr Unsecured
XS1301525207	ALBRK 10.5 25	CAYMAN ISLANDS	10.50	30/11/25	250	100.779	101.654	4.93	9.22	9.02	200,000	1.80	2.35	0.50	Subordinated
XS1323608635	KFINKK 7.9 26	CAYMAN ISLANDS	7.90	17/02/26	350	98.330	99.190	2.02	7.58	7.39	200,000	-0.77	-0.55	0.70	
XS1319820897	SGCAZE 6.875 26	AZERBAIJAN	6.88	24/03/26	2,000	109.950	110.546	1.05	4.90	4.78	200,000	2.65	-2.53	4.82	
US105756AE07	BRAZIL 10.125 27	BRAZIL	10.13	15/05/27	765	133.308	134.098	0.11	4.51	4.40	1,000	-1.74	-3.28	5.35	Sr Unsecured
XS1706923148	FCFIN 7.25 27	NETHERLANDS	7.25	09/11/27	150	83.333	89.913	0.20	9.38	8.03	200,000	-5.24	10.38	2.13	Subordinated
XS1196496688	SOIAZ 6.95 30	AZERBAIJAN	6.95	18/03/30	750	106.603	108.064	1.18	6.05	5.86	200,000	-5.42	-5.77	7.15	Sr Unsecured
US040114GL81	ARGENT 8.28 33	ARGENTINA	8.28	31/12/33	3,046	40.046	40.908	3.20	16.05	15.71	1	10.50	-47.67	3.83	Sr Unsecured
US105756BB58	BRAZIL 8.25 34	BRAZIL	8.25	20/01/34	1,369	120.102	121.144	2.73	6.06	5.97	1,000	-4.55	-5.27	8.55	Sr Unsecured
US040114GK09	ARGENT 3.75 38	ARGENTINA	3.75	31/12/38	5,297	35.547	36.279	0.51	13.83	13.60	1	25.43	-34.36	7.63	Sr Unsecured
USP98088AA83	VOTORA 7.25 41	LUXEMBOURG	7.25	05/04/41	610	106.858	108.312	0.89	6.64	6.52	200,000	-0.80	-5.01	11.07	Sr Unsecured
USG21895AC44	CNPCC 5.95 41	BRITISH VIRGIN	5.95	28/04/41	500	139.063	141.498	0.35	3.34	3.21	200,000	-2.55	10.73	13.61	Sr Unsecured
US836205AS32	SOAF 5.375 44	SOUTH AFRICA	5.38	24/07/44	1,000	78.590	79.915	1.72	7.27	7.13	200,000	0.32	-14.54	11.96	Sr Unsecured
XS1120709826	KAZAKS 4.875 44	KAZAKHSTAN	4.88	14/10/44	1,000	118.093	119.246	0.47	3.74	3.67	200,000	0.62	9.91	15.31	Sr Unsecured
XS1263139856	KAZAKS 6.5 45	KAZAKHSTAN	6.50	21/07/45	1,500	137.083	138.365	2.13	4.12	4.05	200,000	0.66	5.29	14.22	Sr Unsecured
US91086QBF46	MEX 4.6 46	MEXICO	4.60	23/01/46	2,857	94.417	95.588	1.48	4.99	4.90	200,000	-0.21	-1.32	14.70	Sr Unsecured
US71647NAN93	PETBRA 6.85 2115	NETHERLANDS	6.85	05/06/15	2,449	88.825	90.012	3.12	7.71	7.61	2,000	-6.75	-8.49	12.48	Sr Unsecured

Euro Cinsinden

XS1731106347	CEMEX 2.75 24	MEXICO	2.75	05/12/24	650	85.501	87.095	1.25	6.48	6.04	100,000	3.41	-15.10	0.00	1st lien
XS0982711714	PETBRA 4.75 25	NETHERLANDS	4.75	14/01/25	640	98.083	99.782	1.64	5.22	4.80	100,000	0.05	-10.91	4.13	Sr Unsecured
XS0213101073	PEMEX 5.5 25	MEXICO	5.50	24/02/25	1,000	93.972	95.355	1.28	7.02	6.66	10,000	2.94	-13.57	4.13	Sr Unsecured
XS1813724603	TEVA 4.5 25	NETHERLANDS	4.50	01/03/25	898	98.834	100.006	0.98	4.77	4.50	100,000	3.44	-2.61	0.00	Sr Unsecured
XS1824425182	PEMEX 3.625 25	MEXICO	3.63	24/11/25	650	83.135	84.523	1.75	7.46	7.11	100,000	5.84	-13.55	4.80	Sr Unsecured
XS1211044075	TEVA 1.875 27	NETHERLANDS	1.88	31/03/27	700	83.539	84.871	0.25	4.74	4.48	100,000	2.02	0.96	0.18	Sr Unsecured
XS1172951508	PEMEX 2.75 27	MEXICO	2.75	21/04/27	1,250	75.397	76.977	0.21	7.42	7.07	100,000	6.54	-13.85	6.10	Sr Unsecured
XS1568888777	PEMEX 4.875 28														

Devlet İç Borçlanma Senetleri

İŞ YATIRIM



Rapor Terimleri

Tanım	Kpn%	Vade Tarihi ↓	İhraç Tarihi	Vadeye kalan (ay/yıl)	İhrac (mn TL)	Hacim (mnTL)			Son İşlem Tarihi	Son Temiz Fiyat	Birikmiş Faiz	Basit Faiz (%)	Bileşik Faiz (%)	Faiz Değ.(Δbp)			3ay Bant				Dur.	Konv.	PVBP * 100
						1G	1H	3A St.dev						1G	1H	3A	Min(%)	Mak(%)	Ort(%)	Z-skor			
İskontolu Tahviller																							
TRT100620T16		10/06/20	12/06/19	1 m	9.390	302.9	355.1	1.18	15/05/20	99.486		7.25	7.50	27	-317	6.69	11.45	9.95	-2.07	0.06	0.00	0.06	
TRT160920T25		16/09/20	10/07/19	4 m	16.747	155.0	408.6	1.18	15/05/20	97.464		7.85	8.06	37	6	-298	7.52	11.95	10.19	-1.80	0.32	0.00	0.32
TRT071020T23		07/10/20	18/09/19	5 m	19.312	71.3	613.4	1.23	15/05/20	96.976		7.85	8.04	0	6	-317	7.51	11.97	10.18	-1.73	0.37	0.00	0.37
TRT140421T13		14/04/21	15/01/20	11 m	12.334	102.2	129.6	1.04	15/05/20	92.902		8.35	8.38	-10			8.07	12.21	10.45	-1.99	0.87	0.01	0.78
TRT090621T18		09/06/21	11/03/20	13 m	25.213	4.6	26.1	1.61	15/05/20	91.764		8.40	8.38	-11			8.17	12.13	10.39	-1.25	1.02	0.02	0.89

Sabit Kuponlu Tahviller																							
TRT080720T19	4.7	08/07/20	15/07/15	2 m	17.092	17.6	265.9	1.20	15/05/20	100.250	3.38	7.47	7.71	-4	-42	-303	7.11	12.00	10.04	-1.95	0.13	0.00	0.14
TRT120820T12	11.5	12/08/20	15/08/18	3 m	19.577	0.0	576.0	1.18	14/05/20		5.88						7.07	11.97	10.16		0.23	0.00	0.26
TRT170221T12	5.35	17/02/21	24/02/16	9 m	15.689	27.2	483.9	1.29	15/05/20	102.000	2.62	7.89	8.05	-9	-20	-339	7.37	12.75	10.38	-1.81	0.70	0.01	0.74
TRT210421T14	10.45	21/04/21	24/04/19	11 m	19.928	11.4	27.1	1.08	15/05/20	111.100	1.49	8.21	8.38	-25	-13	-274	8.32	12.57	10.66	-2.10	0.85	0.01	0.96
TRT220921T18	4.6	22/09/21	28/09/16	16 m	15.392	32.1	215.3	1.11	15/05/20	100.500	1.36	8.78	8.97	-10	1	-249	8.44	12.48	10.69	-1.56	1.23	0.02	1.26
TRT201021T25	6.9	20/10/21	23/10/19	17 m	27.160	0.5	10.7	1.04	15/05/20	106.350	0.99	8.98	9.18	3	12	-202	8.35	12.70	10.84	-1.60	1.28	0.02	1.37
TRT120122T17	4.75	12/01/22	25/01/12	20 m	10.586	1.0	200.0	1.23	15/05/20	99.200	3.24	10.02	10.27	15		-126	9.17	14.05	11.40	-0.92	1.46	0.03	1.49
TRT020322T17	5.5	02/03/22	08/03/17	22 m	16.836	0.5	89.1	1.21	15/05/20	101.400	2.27	10.11	10.37	19	18	-107	9.38	14.12	11.50	-0.93	1.57	0.03	1.63
TRT040522T13		04/05/22	06/05/20	24 m	7.366	0.5	50.6	0.27	13/05/20	98.600	0.20	9.79	10.03	38			9.65	10.03	9.84	0.71	1.77	0.04	1.74
TRT170822T15	5.35	17/08/22	23/08/17	27 m	15.300	1.0	48.0	1.24	15/05/20	100.350	2.62	10.50	10.78	21		-70	9.53	14.35	11.65	-0.70	1.93	0.05	1.97
TRT140922T17	4.25	14/09/22	26/09/12	28 m	10.771	2.4	281.0	1.22	15/05/20	96.450	1.42	10.24	10.50	-4	9	-75	9.44	14.04	11.33	-0.68	2.04	0.05	1.99
TRT180123T10	6.1	18/01/23	24/01/18	33 m	14.524	90.6	777.5	1.18	15/05/20	102.661	3.92	11.01	11.31	-3	14	-26	9.91	14.20	11.66	-0.29	2.19	0.06	2.31
TRT080323T10	3.55	08/03/23	20/03/13	34 m	16.985	99.1	210.6	1.20	15/05/20	89.500	1.33	11.57	11.90	1		30	9.99	14.43	11.73	0.14	2.44	0.08	2.20
TRT140623T19	8.1	14/06/23	20/06/18	37 m	10.660	5.3	39.1	1.08	15/05/20	111.750	6.76	11.55	11.88	27	45	35	10.08	14.37	11.96	-0.07	2.33	0.07	2.74
TRT270923T11	4.4	27/09/23	09/10/13	41 m	12.935	0.5	20.2	1.15	15/05/20	92.600	1.14	11.50	11.83	19			10.02	14.50	11.91	-0.07	2.83	0.10	2.60
TRT181023T19	10.05	18/10/23	24/10/18	42 m	2.601	0.6	10.1	1.06	15/05/20	123.650	1.44	11.56	11.89	11			10.17	14.48	12.04	-0.14	2.58	0.09	3.20
TRT200324T13	5.2	20/03/24	02/04/14	47 m	7.586	1.0	57.9	1.08	15/05/20	94.700	1.54	12.15	12.52	-7	12	104	9.88	14.61	12.04	0.44	3.09	0.12	2.92
TRT240724T15	4.5	24/07/24	06/08/14	51 m	15.248	20.9	260.2	1.23	15/05/20	90.030	2.72	12.09	12.46	-10	-3	100	9.94	14.70	11.99	0.39	3.33	0.14	3.02
TRT120325T12	4	12/03/25	25/03/15	59 m	18.868	7.7	274.2	1.27	15/05/20	84.150	1.34	12.46	12.85	-4	16	139	10.00	14.88	12.19	0.52	3.82	0.18	3.20
TRT110226T13	5.3	11/02/26	24/02/16	70 m	22.110	101.7	1,068.6	1.20	15/05/20	92.850	2.59	12.36	12.74	-13	-9	129	9.96	14.76	12.10	0.53	4.11	0.22	3.86
TRT240227T17	5.5	24/02/27	08/03/17	83 m	16.108	3.3	168.9	1.23	15/05/20	92.000		12.79	13.20	0	17	177	10.04	14.83	12.24	0.78			
TRT110827T16	5.25	11/08/27	23/08/17	88 m	18.789	40.1	693.1	1.22	15/05/20	89.300		12.80	13.21	3	14	170	10.01	14.75	12.19	0.84			
TRT080328T15	6.2	08/03/28	21/03/18	95 m	10.587	7.5	192.9	1.23	15/05/20	98.000		12.80	13.21	0	21	178	10.09	14.73	12.10	0.90			

Değişken Faizli Tahviller																							
TRT111120T18	9.86	11/11/20	20/11/13	6 m	14.612	0.5	3.1	1.03	31/12/19	103.000	2.71						9.41	11.87	10.33		0.42	0.00	0.37
TRT190521T17	8.65	19/05/21	28/05/14	12 m	12.869	1.1	15.6	1.11	31/03/20	100.000	6.32						9.22	11.86	10.55				
TRT200422T14	10.29	20/04/22	29/04/15	23 m	12.604	15.3	239.6		24/04/20	101.400	0.28										0.06	0.00	0.46
TRT050624T19	8.65	05/06/24	14/06/17	49 m	12.739	1.0	5.0		31/12/19	100.600	1.05										0.65	0.01	0.42
TRT020725T10	7.62	02/07/25	11/07/18	62 m	2.833	0.6	0.7		31/12/19	100.000	10.00										0.40	0.01	0.02
TRT060825T15	5.41	06/08/25	15/08/18	64 m	18.085	1.0	92.7		21/04/20	100.400	2.08										0.53	0.01	0.31
TRT041126T11	7.15	04/11/26	13/11/19	79 m	17.499	1.0	53.7		13/05/20	99.500													
TRT050527T17		05/05/27	13/05/20	85 m	0.000	0.3	0.3			98.462													

TÜFE'ye Endeksli Tahviller																							
TRT060121T16	1.5	06/01/21	19/01/11	8 m	7.509	1.3	22.3	0.77	14/05/20	101.200	1.05	1.11	1.11	-3			0.81	4.90	2.89	-2.32	0.61	0.01	0.80

Devlet İç Borçlanma Senetleri

İŞ YATIRIM



Rapor Terimleri

Tanım	Kpn%	Vade Tarihi ↓	İhraç Tarihi	Vadeye kalan (ay/yıl)	İhrac (mn TL)	Hacim (mnTL)			Son İşlem Tarihi	Son Temiz Fiyat	Birikmiş Faiz	Basit Faiz (%)	Bileşik Faiz (%)	Faiz Değ.(Δbp)			3ay Bant				Dur.	Konv.	PVBP * 100
						1G	1H	3A St.dev						1G	1H	3A	Min(%)	Mak(%)	Ort(%)	Z-skor			
TRT210721T11	1.5	21/07/21	03/08/11	14 m	9.304	0.8	520.2	0.55	14/05/20	102.000	0.94	1.30	1.30	16	4	-75	0.89	3.39	2.23	-1.69	1.34	0.03	1.40
TRT230222T13	1.5	23/02/22	07/03/12	22 m	9.800	0.2	82.1	0.61	07/05/20	101.500	0.59	2.15	2.16	25	25		1.91	4.76	3.11	-1.55	1.88	0.05	1.99
TRT261022T10	1.0	26/10/22	07/11/12	30 m	10.355	2.2	34.6	0.62	14/05/20	100.000	0.09	2.00	2.01	41			1.60	4.55	2.97	-1.53	2.47	0.08	2.60
TRT030523T13	0.5	03/05/23	15/05/13	36 m	15.328	60.1	220.1	0.56	21/04/20	97.125	0.46	2.00	2.01	0		-32	1.65	4.36	2.73	-1.29	2.91	0.11	2.92
TRT020823T11	1.5	02/08/23	14/08/13	39 m	8.477	47.7	75.9	0.52	31/03/20	104.500	0.46	1.59	1.60	-62		-79	1.60	4.42	3.07	-2.79	3.13	0.13	3.25
TRT081123T10	1.4	08/11/23	20/11/13	42 m	8.497	11.7	51.5	0.65	22/04/20	104.500	1.25	1.50	1.51	-146			1.51	4.24	3.06	-2.38	3.29	0.14	3.56
TRT100124T17	2.1	10/01/24	16/01/19	44 m	13.041	1.2	8.0	0.66	27/04/20	107.875	1.20	1.99	2.00	-100			2.00	4.14	3.45	-2.21			
TRT080524T17	1.2	08/05/24	21/05/14	48 m	5.745	0.8	26.7	0.56	14/05/20	99.300	0.01	2.59	2.61	61			1.89	4.27	2.85	-0.43			
TRT050624T35	2.1	05/06/24	12/06/19	49 m	9.221	0.5	117.8	0.55	14/05/20	106.000	1.76	2.54	2.56	55		-32	2.01	4.05	3.29	-1.31			
TRT180924T11	1.0	18/09/24	01/10/14	53 m	8.054	36.9	51.1	0.55	14/05/20	99.450	0.28	2.13	2.14	-23	-49		2.01	4.44	3.05	-1.64	4.09	0.21	3.77
TRT061124T11	1.6	06/11/24	13/11/19	55 m	7.137	0.6	12.9	0.38	22/04/20	105.630	1.43	1.90	1.91	-9		-45	1.91	3.28	2.84	-2.43			
TRT290125T15	1.2	29/01/25	05/02/20	57 m	12.020	0.5	43.3	0.19	15/05/20	100.500	0.67	2.25	2.26	26		-5	2.00	2.52	2.31	-0.23	4.35	0.23	2.31
TRT160425T17	1.0	16/04/25	29/04/15	60 m	8.822	0.0	79.7	0.55	17/04/20		0.99						2.34	4.44	3.04				
TRT140126T11	1.4	14/01/26	27/01/16	69 m	11.401	1.7	17.2	0.44	28/04/20	102.200	0.73	2.29	2.30	-144			2.30	4.23	2.92	-1.43	5.13	0.32	4.52
TRT070727T13	1.5	07/07/27	19/07/17	87 m	13.623	0.3	14.3	0.59	14/05/20	100.500		2.82	2.84	52	52		2.30	4.60	3.56	-1.22			
TRT120128T11	1.5	12/01/28	24/01/18	93 m	7.585	0.7	4.1	0.93	31/12/19	98.000		3.18	3.21	17			2.91	5.93	3.76	-0.59			
TRT280628T18	1.65	28/06/28	11/07/18	99 m	14.958	0.7	5.6	0.56	13/04/20	102.500	0.88	2.95	2.97	-70	-70		2.62	4.21	3.42	-0.79	6.95	0.58	4.57

Kamu Kira Sertifikası

TRD230920T24	12.2	23/09/20	26/09/18	4 m	1.700	1.0	26.3	1.09	15/05/20	105.905	3.62	7.33	7.50	0	29		6.94	11.05	9.52	-1.86	0.34	0.00	0.38
TRD281020T26		28/10/20	29/04/20	6 m	0.000	0.0	2.7	0.17	13/05/20	100.200		7.19	7.33	-1			7.11	7.58	7.34	-0.08			
TRD111120T16		11/11/20	13/05/20	6 m	0.000																		
TRD181120T19	9.0	18/11/20	21/11/18	6 m	3.241	8.2	16.2	0.85	15/05/20	104.890	8.85	7.99	8.15	-2	51		7.64	11.02	9.74	-1.87	0.45	0.00	0.51
TRD100221T17	8.8	10/02/21	13/02/19	9 m	1.479	7.8	17.5	0.82	15/05/20	106.576	4.64	8.25	8.42	0	0		8.42	11.04	9.92	-1.84	0.67	0.01	0.75
TRD160621T17	10.6	16/06/21	19/06/19	13 m	1.606	0.0	3.2	0.79	15/05/20		8.75						8.26	11.56	10.02		0.92	0.01	1.12
TRD140721T18	4.7	14/07/21	20/07/16	14 m	0.908	0.0	2.4	0.64	15/05/20		3.20						8.43	11.13	10.03		1.05	0.02	1.10
TRD180821T13	7.4	18/08/21	21/08/19	15 m	0.847	0.0	5.1	0.74	12/05/20		3.42						8.47	12.49	10.30		1.12	0.02	1.25
TRD151221T10	5.8	15/12/21	18/12/19	19 m	1.948	0.1	7.8	0.80	15/05/20	103.750	4.80	8.91	9.11		31		8.77	11.27	10.21	-1.38	1.37	0.03	1.49
TRD260122T19	4.9	26/01/22	29/01/20	21 m	2.926	2.1	117.9	0.80	15/05/20	101.700	2.95	8.65	8.84	0	2		8.44	11.29	10.09	-1.56	1.50	0.03	1.57
TRD090222T19	4.9	09/02/22	12/02/20	21 m	2.205	2.8	7.9	0.79	15/05/20	101.556	2.58	8.78	8.97				8.97	11.30	10.28	-1.65	1.54	0.03	1.61

Özel Sektör Tahvilleri (TL)

İŞ YATIRIM



Rapor Terimleri

Kodu	Enstrüman	Kpn	Vade ↓	İhraç T.	Kpn Sıklık	Bir son. kupon t.	Toplam İhrac	Son İşlem Tarihi	Temiz Fiyat	Birikmiş Faiz	Getiri (%)	FaizΔ Son İki İşgünü			Fiyat Değ.			Hacim Ort.		Dur.	Konv.	PVBP * 100
												1G(Δ)	1H(Δ)	3A(Δ)	1G(Δ)	1H(Δ)	3A(Δ)	1H	3A			
Özkaynak Hes.Dahil Borç.Araçları																						
TRSTISB72712	Türkiye İş Bankası A.Ş.		27/07/27	08/08/17			1,100.00	12/05/20	100.000	0.32					0	0		2.45	2.73			0.22
TRSVKFB92719	Türkiye Vakıflar Bankası		06/09/27	18/09/17			525.00	16/04/20	105.903	1.29					-0.009	0.03		1.32	1.07			0.18
TRSTHALE2716	Türkiye Halk Bankası		22/10/27	20/10/17			1,000.00	17/02/20	99.424						-0.01			10.24	1.46			
TRSSKBA2716	Şekerbank T.A.Ş.		10/12/27	22/12/17			300.00	13/05/20	98.000						0.5			1.05	1.53			
TRSSKBK52818	Şekerbank T.A.Ş.		11/05/28	24/05/18			150.00	04/05/20	98.900	0.72								0.05	0.78			0.04
TRSTHAL62811	Türkiye Halk Bankası		04/07/28	03/07/18			1,950.00	17/02/20	99.957	1.85	14.6							0.15	0.01			
TRSTHAL92826	Türkiye Halk Bankası		13/09/28	26/09/18			2,979.80															
TRSEXIM92818	Türkiye İhracat Kredi		14/09/28	27/09/18			2,901.76															
TRSFIBA10016	Fibabanka A.Ş.		12/03/29	20/03/19			100.00															
TRSTISB62911	Türkiye İş Bankası A.Ş.		06/06/29	19/06/19			800.00	08/05/20	99.991	1.67					0.491			3.08	0.50			
TRSYKKB62914	Yapı Ve Kredi Bankası		20/06/29	03/07/19			500.00	22/04/20		0.66								3.03	0.25			
TRSTISB92918	Türkiye İş Bankası A.Ş.		13/09/29	26/09/19			350.00	03/04/20	100.000	0.49					0			0.73	0.06			0.21
TRSVKFB92925	Türkiye Vakıflar Bankası		14/09/29	27/09/19			725.00	27/03/20	100.000						0			0.74	0.06			
TRSYKKB92911	Yapı Ve Kredi Bankası		20/09/29	03/10/19			300.00	07/02/20	101.000									0.40	0.03			
TRSGRANE2915	Türkiye Garanti Bankası		07/10/29	09/10/19			252.88	12/05/20										0.87	0.12			
TRSSKBA0017	Şekerbank T.A.Ş.		28/11/29	11/12/19			250.00	31/03/20										0.00	0.00	0.00	-0.002	
TRSGRAN23013	Türkiye Garanti Bankası		14/02/30	14/02/20			750.00	14/05/20	100.000						-2.5			0.44	0.56			

Kira Sertifikaları (Kot içi)

TRDBRKT52045	Bereket Varlık Kiralan	9.85	22/05/20	25/03/20		22/05/2020	325.00	14/05/20		1.38								2.05	0.16			
TRDKTLM52011	Katılım Varlık Kiralam	13.11	27/05/20	28/05/18	4	27/05/2020	200.00	07/05/20		2.62								0.03	2.20	0.05	0.000	0.05
TRDBRKT52011	Bereket Varlık Kiralan	11.40	29/05/20	28/11/19		29/05/2020	50.00	28/04/20	100.237	4.78	8.51	-257		0.187				1.28	0.10			
TRDHVKA62027	Halk Varlık Kiralama /	10.40	02/06/20	07/01/20		02/06/2020	75.00	11/05/20		3.59								0.07	0.01	0.05	0.000	0.06
TRDZKVK62010	Ziraat Katılım Varlık K	9.05	03/06/20	21/02/20		03/06/2020	700.00	15/05/20	100.047	2.16	8.29	1	-20	-0.003	-0			1.82	3.25	0.04	0.000	0.04
TRDBRKT62010	Bereket Varlık Kiralan	8.80	03/06/20	12/02/20		03/06/2020	330.00	15/05/20		2.31								1.46	0.17	0.04	0.000	0.04
TRDVVRK62014	Vakıf Varlık Kiralama	8.60	04/06/20	26/02/20		04/06/2020	245.00	12/05/20		1.81								1.60	0.12	0.06	0.000	0.06
TRDABVK62012	Aktif Bank Sukuk Varlı	10.10	05/06/20	28/02/20		05/06/2020	50.00	13/05/20		2.10								0.00	0.00	0.06	0.000	0.06
TRDHVKA62019	Halk Varlık Kiralama /	10.70	09/06/20	24/12/19		09/06/2020	150.00	11/05/20		4.10								2.04	0.26	0.07	0.000	0.08
TRDVVRK62030	Vakıf Varlık Kiralama	9.90	11/06/20	12/03/20		11/06/2020	100.00															
TRDBRKT62028	Bereket Varlık Kiralan	8.90	12/06/20	28/02/20		12/06/2020	250.00	15/05/20		1.95								1.11	0.13	0.07	0.000	0.07
TRDTFVK62021	Türkiye Finans Varlık	9.00	12/06/20	16/03/20		12/06/2020	150.00	08/05/20	100.000	1.38	9.25							0.14	0.01			
TRDTFVK62013	Türkiye Finans Varlık	11.25	12/06/20	17/12/19		12/06/2020	150.00	15/05/20	100.187	4.72	8.74	-282		0.187				0.75	0.06			
TRDHVKA62035	Halk Varlık Kiralama /	10.90	16/06/20	24/01/20		16/06/2020	100.00	14/05/20		3.34								0.01	0.21	0.08	0.000	0.09
TRDKTLM62010	Katılım Varlık Kiralam	12.74	17/06/20	20/06/18	4	17/06/2020	36.65	11/05/20		1.92								0.19	0.08	0.10	0.000	0.10
TRDZKVK62028	Ziraat Katılım Varlık K	9.90	18/06/20	11/03/20		18/06/2020	500.00	15/05/20		1.84								0.79	1.48			
TRDNVKA62017	Nurol Varlık Kiralama	10.75	18/06/20	19/03/20		18/06/2020	100.00	13/05/20		1.65								0.00	0.00	0.09	0.001	0.10
TRDVVRK62022	Vakıf Varlık Kiralama	9.00	18/06/20	12/03/20		18/06/2020	280.00	15/05/20		1.65								0.00	0.00			
TRDHVKA62043	Halk Varlık Kiralama /	9.60	23/06/20	04/02/20		23/06/2020	175.00	24/04/20		2.18								0.01	0.02	0.15	0.001	0.16
TRDBRKT62036	Bereket Varlık Kiralan	10.00	24/06/20	15/04/20		24/06/2020	500.00	08/05/20	100.235	0.71	8.39							3.58	0.28			
TRDHVKA62050	Halk Varlık Kiralama /	10.25	26/06/20	25/03/20		26/06/2020	85.00	15/05/20		1.52								0.03	0.00	0.10	0.001	0.11
TRDKTVK72012	Kuveyt Türk Kira Serti	8.60	01/07/20	15/04/20		01/07/2020	300.00	15/05/20	100.140	0.78	7.7		-8		-0.01			3.48	0.80	0.12	0.001	0.12
TRDNVKA72016	Nurol Varlık Kiralama	11.00	01/07/20	01/04/20		01/07/2020	50.00															
TRDVVRK72021	Vakıf Varlık Kiralama	9.75	02/07/20	01/04/20		02/07/2020	430.00															
TRDEVKS72017	Emlak Katılım Varlık K	9.25	02/07/20	30/04/20		02/07/2020	200.00	15/05/20		0.46								0.01	0.00			
TRDABVK72011	Aktif Bank Sukuk Varlı	11.00	03/07/20	14/01/20		03/07/2020	25.00	13/05/20		3.65								0.00	0.00	0.13	0.001	0.14
TRDZKVK72019	Ziraat Katılım Varlık K	10.70	08/07/20	03/04/20		08/07/2020	500.00	13/05/20	100.004	1.20	11.03							0.46	0.12	0.14	0.001	0.15
TRDBRKT72019	Bereket Varlık Kiralan	9.00	09/07/20	30/04/20		09/07/2020	450.00	15/05/20	100.114	0.44	8.49	0		-0.003				1.36	0.16			
TRDHVKA72018	Halk Varlık Kiralama /	9.70	14/07/20	28/01/20		14/07/2020	150.00	15/05/20		2.95								1.89	0.23			
TRDABVK72029	Aktif Bank Sukuk Varlı	10.15	17/07/20	13/03/20		17/07/2020	100.00	12/05/20		1.70								0.43	0.03	0.17	0.001	0.18
TRDVVRK72047	Vakıf Varlık Kiralama	9.50	17/07/20	29/04/20		17/07/2020	300.00	15/05/20		0.49								0.00	0.00			
TRDTFVK72012	Türkiye Finans Varlık	0.00	22/07/20	17/04/20		22/07/2020	400.00	13/05/20										0.00	0.00			
TRDKTVK72038	Kuveyt Türk Kira Serti	0.00	27/07/20	11/05/20		27/07/2020	350.00	15/05/20	100.200	7.97	-1			0				7.44	0.58	0.19	0.001	0.19
TRDZKVK72027	Ziraat Katılım Varlık K	10.40	28/07/20	20/04/20		28/07/2020	600.00	15/05/20		0.80								3.47	0.53	0.19	0.001	0.19
TRDHVKA82017	Halk Varlık Kiralama /	9.80	06/08/20	03/03/20		06/08/2020	200.00	15/05/20		2.04								0.00	0.05			
TRDABVK82010	Aktif Bank Sukuk Varlı	10.10	07/08/20	27/03/20		07/08/2020	50.00	13/05/20		1.33								0.00	0.05	0.22	0.002	0.23
TRDQFVK82017	Qnb Finans Varlık Kir	10.00	10/08/20	12/02/20		10/08/2020	100.00	05/05/20		2.30								0.62	0.14	0.25	0.002	0.26
TRDZKVK82018	Ziraat Katılım Varlık K	9.00	12/08/20	06/05/20		12/08/2020	700.00	15/05/20	100.000	0.30	9.29		-1		0			1.27	0.10			
TRDHVKA82025	Halk Varlık Kiralama /	9.80	18/08/20	10/03/20		18/08/2020	75.00															
TRDABVK82028	Aktif Bank Sukuk Varlı	10.75</																				

Özel Sektör Tahvilleri (TL)

İŞ YATIRIM



[Rapor Terimleri](#)

Kodu	Enstrüman	Kpn	Vade ↓	İhraç T.	Kpn Sıklık	Bir son. kupon t.	Toplam İhrac	Son İşlem Tarihi	Temiz Fiyat	Birikmiş Faiz	Getiri (%)	FaizΔ Son İki İşgünü			Fiyat Değ.			Hacim Ort.		Dur.	Konv.	PVBP * 100	
												1G(Δ)	1H(Δ)	3A(Δ)	1G(Δ)	1H(Δ)	3A(Δ)	1H	3A				
TRFTHAL62057	Türkiye Halk Bankası		08/06/20	07/05/20			251.24																
TRFTISB62017	Türkiye İş Bankası A.Ş.		08/06/20	06/02/20			819.63																
TRFKNTF62015	Kent Faktoring A.Ş.		08/06/20	11/02/20			13.25	11/05/20										0.08	0.01				
TRFFFKR62015	Qnb Finans Finansal İ		09/06/20	25/12/19			58.06	29/04/20										0.00	0.00	0.10	0.001	0.11	
TRFTHAL62065	Türkiye Halk Bankası		09/06/20	08/05/20			225.09																
TRFSKFH62019	Şeker Faktoring Hizm		10/06/20	03/02/20			34.00																
TRFFIBA62022	Fibabanka A.Ş.		10/06/20	12/03/20			84.81	26/03/20	97.841		11.05							0.28	0.02				
TRFISMD62026	İş Yatırım Menkul Değ		10/06/20	12/03/20			12.07																
TRFZORN62035	Zorlu Enerji Elektrik Ü		11/06/20	05/12/19			94.33	20/03/20										0.11	0.01	0.20	0.001	0.21	
TRFZORN62027	Zorlu Enerji Elektrik Ü		11/06/20	18/11/19			43.53	04/05/20	98.817		12.11	-445		1.099				0.36	0.03	0.10	0.001	0.10	
TRFAKBK62093	Akbank T.A.Ş.		11/06/20	27/04/20			280.00	12/05/20										0.14	0.01				
TRFNURL62040	Nurul Yatırım Bankası		11/06/20	06/03/20			50.00																
TRFGRAN62034	Türkiye Garanti Banka		11/06/20	14/04/20			404.26	15/05/20										0.00	0.00	0.06	0.000	0.06	
TRFTCMD62019	Tacirler Yatırım Menk		11/06/20	12/03/20			29.00																
TRFODEA62052	Odea Bank A.Ş.		12/06/20	27/04/20			189.39																
TRFTHAL62073	Türkiye Halk Bankası		12/06/20	11/05/20			90.96																
TRFODEA62029	Odea Bank A.Ş.		12/06/20	30/03/20			64.85	12/05/20	99.283		8.84	-27		0.044				0.35	0.03	0.08	0.000	0.08	
TRFTBAK62011	Turkish Bank A.Ş.		12/06/20	14/04/20			12.00																
TRFVKFB62024	Türkiye Vakıflar Banka		12/06/20	21/02/20			513.48																
TRFODEA62060	Odea Bank A.Ş.		12/06/20	30/04/20			113.01																
TRFVKFB62016	Türkiye Vakıflar Banka		12/06/20	10/01/20			95.66																
TRFLDFK62021	Lider Faktoring A.Ş.		12/06/20	07/02/20			20.50	08/04/20	98.412		13.54	19		0.619				0.36	0.03	0.16	0.001	0.17	
TRFAKBK620L7	Akbank T.A.Ş.		12/06/20	05/05/20			295.00	07/05/20										0.00	0.00				
TRFDZY062016	Deniz Gayrimenkul Ye		12/06/20	13/03/20			132.00	03/04/20	98.041		10.87							0.10	0.01				
TRFTEBK62021	Türk Ekonomi Bankas		12/06/20	17/04/20			273.79																
TRFGDKM62019	Gedik Yatırım Menkul		15/06/20	17/02/20			25.00	06/05/20										0.00	0.00				
TRFINFM62014	İnfo Yatırım Menkul D		15/06/20	16/03/20			27.00	06/04/20	97.750		12.6	0		0				0.58	0.05				
TRFTPC62017	Creditwest Faktoring /		16/06/20	17/02/20			34.00	15/05/20	99.217		9.38	0		0.024				0.25	0.04	0.08	0.000	0.08	
TRFFINF62018	Qnb Finans Faktoring		16/06/20	24/12/19			69.35	30/03/20	97.754		11.21	1	1	0.196	0.196			0.30	0.02	0.20	0.001	0.20	
TRFSKFK62013	Şeker Finansal Kiralrı		17/06/20	21/02/20			43.00	25/02/20	96.852		10.89							0.00	0.00				
TRFYKBK62051	Yapı Ve Kredi Bankas		17/06/20	26/03/20			100.00																
TRFDZBK62020	Denizbank A.Ş.		17/06/20	24/04/20			690.00	12/05/20	99.120		9.37	0		0.024				4.11	0.32				
TRFAKBK620G7	Akbank T.A.Ş.		18/06/20	30/04/20			375.00																
TRFDZFK62013	Deniz Faktoring A.Ş.		19/06/20	20/03/20			145.00	30/03/20	97.787		10.61	0		0.081				0.56	0.04				
TRFFNBK62054	Qnb Finansbank A.Ş.		19/06/20	03/04/20			216.50	07/04/20	97.936		10.99							7.00	0.54				
TRFSKMD62014	Şeker Yatırım Menkul		19/06/20	20/03/20			8.52																
TRFTHAL62024	Türkiye Halk Bankası		19/06/20	20/12/19			186.50																
TRFODEA62037	Odea Bank A.Ş.		19/06/20	10/04/20			123.01	22/04/20	98.282		11.52							0.07	0.01	0.15	0.001	0.15	
TRFAKBK620T0	Akbank T.A.Ş.		22/06/20	11/05/20			313.92		99.100		8.83							9.91	0.77				
TRFODEA62045	Odea Bank A.Ş.		24/06/20	22/04/20			139.01																
TRFTCMD62027	Tacirler Yatırım Menk		24/06/20	15/04/20			50.00																
TRFAKBK620H5	Akbank T.A.Ş.		25/06/20	30/04/20			90.00																
TRFATFK62012	Atılım Faktoring A.Ş.		25/06/20	30/12/19			10.00	24/01/20										0.00	0.00				
TRFNURL62016	Nurul Yatırım Bankası		25/06/20	27/06/19			100.00																
TRFSKFK62039	Şeker Finansal Kiralrı		26/06/20	27/03/20			22.48																
TRFHYYTV62015	Hayat Varlık Yönetim		26/06/20	30/12/19			53.50	11/05/20										1.12	0.11				
TRFAKBK62036	Akbank T.A.Ş.		26/06/20	01/04/20			181.84	11/05/20	98.878		9.36	0		0.12				3.55	0.30	0.12	0.001	0.12	
TRFDZBK62038	Denizbank A.Ş.		26/06/20	30/04/20			64.00																
TRFDZBK62012	Denizbank A.Ş.		26/06/20	27/03/20			440.00																
TRFATFK72037	Atılım Faktoring A.Ş.		01/07/20	08/01/20			10.00																
TRFFIBA72021	Fibabanka A.Ş.		01/07/20	06/05/20			64.07																
TRFVFAS72010	Vakıf Faktoring A.Ş.		02/07/20	03/04/20			140.90	05/05/20	98.513		9.89	-128		0.496				0.70	0.05				
TRFATFK72011	Atılım Faktoring A.Ş.		02/07/20	03/01/20			10.00																
TRFULFK72016	Ulusal Faktoring A.Ş.		02/07/20	28/02/20			8.00	11/05/20										0.00	0.00				
TRFTAMF72017	Tam Faktoring A.Ş.		03/07/20	06/01/20			51.00	15/05/20										0.00	0.02	0.12	0.001	0.12	
TRFTERA72019	Tera Menkul Değerler		03/07/20	07/01/20			35.00	30/04/20	97.571		15.06	1		0.074				3.82	0.47	0.15	0.001	0.16	
TRFEKOF72014	Eko Faktoring A.Ş.		03/07/20	20/03/20			8.60																
TRFDZBK72029	Denizbank A.Ş.		03/07/20	03/04/20			95.00	05/05/20	98.331		10.97							0.70	0.05				
TRFDZBK72060	Denizbank A.Ş.		03/07/20	08/05/20			70.00																
TRFDZBK72037	Denizbank A.Ş.		03/07/20	17/04/20			460.00																
TRFDZBK72052	Denizbank A.Ş.		03/07/20	06/05/20			64.00	11/05/20	98.816		8.55							4.23	0.33				
TRFSKFK72053	Şeker Finansal Kiralrı		03/07/20	17/04/20			32.00	21/04/20	97.656		12.59							0.00	0.00	0.19	0.001	0.19	
TRFFNBK72020	Qnb Finansbank A.Ş.		03/07/20	10/04/20			351.30	15/04/20	97.815		11.04							6.29	0.49				

Özel Sektör Tahvilleri (TL)

İŞ YATIRIM



[Rapor Terimleri](#)

Kodu	Enstrüman	Kpn	Vade ↓	İhraç T.	Kpn Sıklık	Bir son. kupon t.	Toplam İhrac	Son İşlem Tarihi	Temiz Fiyat	Birikmiş Faiz	Getiri (%)	FaizΔ Son İki İşgünü			Fiyat Değ.			Hacim Ort.		Dur.	Konv.	PVBP * 100	
												1G(Δ)	1H(Δ)	3A(Δ)	1G(Δ)	1H(Δ)	3A(Δ)	1H	3A				
TRFOYMD72013	Oyak Yatırım Menkul		03/07/20	15/04/20			44.00																
TRFODEA72010	Odea Bank A.Ş.		03/07/20	17/04/20			43.10																
TRFODEA72028	Odea Bank A.Ş.		03/07/20	27/04/20			73.63																
TRFTISB72016	Türkiye İş Bankası A.Ş.		06/07/20	14/11/19			992.64	06/05/20	98.502		9.45	-205		1.526			4.88	0.38					
TRFTISB72032	Türkiye İş Bankası A.Ş.		07/07/20	08/05/20			328.78																
TRFTISB72040	Türkiye İş Bankası A.Ş.		07/07/20	11/05/20			144.47																
TRFYKYM72017	Yapı Kredi Yatırım Menkul		08/07/20	15/04/20			263.17	14/05/20									0.71	0.06	0.14	0.001		0.14	
TRFODEA72044	Odea Bank A.Ş.		08/07/20	06/05/20			279.18																
TRFSKMD72013	Şeker Yatırım Menkul		08/07/20	29/04/20			14.45																
TRFFIBA72013	Fibabanka A.Ş.		08/07/20	08/04/20			11.45																
TRFAKYB72010	Aktif Yatırım Bankası		08/07/20	10/07/19			400.00	05/02/20									0.07	0.01					
TRFORFN72010	Orfin Finansman A.Ş.		09/07/20	03/04/20			250.00	07/05/20									0.01	0.00	0.16	0.001		0.16	
TRFTHAL72023	Türkiye Halk Bankası		09/07/20	10/04/20			42.40																
TRFODEA72036	Odea Bank A.Ş.		10/07/20	30/04/20			126.00																
TRFVKFB72031	Türkiye Vakıflar Bankası		10/07/20	20/03/20			256.54																
TRFVKFB72015	Türkiye Vakıflar Bankası		10/07/20	24/01/20			241.26																
TRFODEA72051	Odea Bank A.Ş.		10/07/20	08/05/20			132.85																
TRFTCMD72018	Tacirler Yatırım Menkul		10/07/20	30/04/20			41.00																
TRFSKFK72012	Şeker Finansal Kiralama		10/07/20	17/01/20			18.48	22/01/20	95.063		11.48						0.00	0.00					
TRFSKFK72020	Şeker Finansal Kiralama		10/07/20	11/03/20			33.44	13/03/20	96.507		11.52						0.00	0.00					
TRFISFN72010	İş Finansal Kiralama /		10/07/20	13/01/20			175.00	07/04/20									0.00	0.00					
TRFFNBK72038	Qnb Finansbank A.Ş.		10/07/20	17/04/20			293.85																
TRFTEBK72012	Türk Ekonomi Bankası		10/07/20	30/04/20			352.28																
TRFDZFK72020	Deniz Faktoring A.Ş.		10/07/20	08/04/20			22.00																
TRFLDFK72012	Lider Faktoring A.Ş.		10/07/20	10/01/20			20.00	15/05/20									0.30	0.02	0.14	0.001		0.14	
TRFGRFK72012	Garanti Finansal Kiralama		13/07/20	13/04/20			50.30																
TRFSKFK72018	Şeker Faktoring Hizmetleri		14/07/20	30/04/20			24.73	05/05/20	97.980		11.23						0.00	0.00					
TRFFFKR72014	Qnb Finansbank A.Ş.		14/07/20	15/04/20			80.00																
TRFTHAL72031	Türkiye Halk Bankası		16/07/20	15/04/20			254.50																
TRFTHAL72049	Türkiye Halk Bankası		17/07/20	16/04/20			105.40																
TRFFNBK72053	Qnb Finansbank A.Ş.		17/07/20	30/04/20			274.50	11/05/20	98.508		8.53	-81		0.133			0.58	0.04					
TRFSKFK72046	Şeker Finansal Kiralama		17/07/20	01/04/20			25.00	03/04/20	96.865		11.71						0.00	0.00					
TRFZORN72026	Zorlu Enerji Elektrik Üretim		17/07/20	17/04/20			83.19																
TRFZORN72018	Zorlu Enerji Elektrik Üretim		17/07/20	08/04/20			9.82	17/04/20									0.00	0.00					
TRFTEBK72038	Türk Ekonomi Bankası		17/07/20	08/05/20			1,050.72																
TRFYKKB72092	Yapı Ve Kredi Bankası		17/07/20	11/05/20			128.12	14/05/20	98.549		8.7	11		0.006			0.19	0.02					
TRFDNFK72018	Deniz Finansal Kiralama		17/07/20	10/04/20			250.50																
TRFISFN72028	İş Finansal Kiralama /		20/07/20	21/04/20			75.00																
TRFGDKM72018	Gedik Yatırım Menkul Değerler		20/07/20	23/03/20			37.50	06/05/20									0.00	0.00					
TRFNURL72015	Nurol Yatırım Bankası		22/07/20	16/04/20			50.00																
TRFEKOF72022	Eko Faktoring A.Ş.		22/07/20	22/04/20			7.34																
TRFDZBK72045	Denizbank A.Ş.		24/07/20	30/04/20			336.00		98.113		9.32						0.70	0.05					
TRFFNBK72095	Qnb Finansbank A.Ş.		24/07/20	08/05/20			44.60																
TRFSKFK72026	Şeker Faktoring Hizmetleri		24/07/20	08/05/20			25.00	13/05/20	97.990		10.84						0.00	0.00	0.18	0.001		0.19	
TRFAKFT72011	Ak Faktoring A.Ş.		27/07/20	20/04/20			12.18	08/05/20									0.21	0.02					
TRFDSTF72018	Destek Faktoring A.Ş.		29/07/20	30/04/20			21.00	15/05/20									0.03	0.00	0.19	0.001		0.19	
TRFDSTF72026	Destek Faktoring A.Ş.		29/07/20	05/05/20			8.00																
TRFSKFK72038	Şeker Finansal Kiralama		29/07/20	27/03/20			27.52	31/03/20	96.357		11.95						0.00	0.00					
TRFYKKB72035	Yapı Ve Kredi Bankası		29/07/20	30/04/20			488.35	11/05/20	98.089		9.32	0		0.095			0.98	0.08					
TRFTHAL72056	Türkiye Halk Bankası		29/07/20	06/05/20			800.00																
TRFINFM72013	İnfo Yatırım Menkul Değerler		29/07/20	30/04/20			10.00																
TRFYKKB82042	Yapı Ve Kredi Bankası		04/08/20	08/05/20			1,024.70		98.195		8.9	1		0.068			0.21	0.02					
TRFGRFA82012	Garanti Faktoring A.Ş.		04/08/20	16/04/20			200.00	30/04/20	97.213		11.35	2		0.169			0.35	0.03					
TRFLDFK82011	Lider Faktoring A.Ş.		07/08/20	07/02/20			15.00	11/05/20									0.48	0.08	0.23	0.002		0.23	
TRFTHAL82048	Türkiye Halk Bankası		07/08/20	05/05/20			325.50																
TRFKORT82040	Korteks Mensucat Sanayi		10/08/20	05/05/20			51.35																
TRFTISB82023	Türkiye İş Bankası A.Ş.		10/08/20	09/04/20			379.37																
TRSTISB82018	Türkiye İş Bankası A.Ş.		10/08/20	08/08/19			133.98	15/08/19									0.00	0.00					
TRFGKYH82013	Gedik Yatırım Holding	10.25	10/08/20	13/04/20		10/08/2020	19.02	06/05/20		2.07							0.00	0.00					
TRFULFK82015	Ulusal Faktoring A.Ş.		11/08/20	14/02/20			11.50	07/05/20	97.064		12	-490		1.784			0.17	0.01	0.25	0.002		0.25	
TRFDFT82014	Doruk Faktoring A.Ş.		12/08/20	12/02/20			50.30	15/05/20									0.11	0.04	0.22	0.002		0.23	
TRFNURL82022	Nurol Yatırım Bankası		12/08/20	24/04/20			50.00																
TRFBVYS82018	Birikim Varlık Yönetimi		12/08/20	06/02/20			17.25	06/05/20	97.131		11.45	-216		0.802			0.17	0.09	0.25	0.002		0.25	

Özel Sektör Tahvilleri (TL)

İŞ YATIRIM



Rapor Terimleri

Kodu	Enstrüman	Kpn	Vade ↓	İhraç T.	Kpn Sıklık	Bir son. kupon t.	Toplam İhrac	Son İşlem Tarihi	Temiz Fiyat	Birikmiş Faiz	Getiri (%)	FaizΔ Son İki İşgünü			Fiyat Değ.			Hacim Ort.		Dur.	Konv.	PVBP * 100
												1G(Δ)	1H(Δ)	3A(Δ)	1G(Δ)	1H(Δ)	3A(Δ)	1H	3A			
Kot İçi Finansman Bonoları (Kuponlu)																						
TRFAKBK52037	Akbank T.A.Ş.		18/05/20	21/02/20		18/05/2020	362.55	24/04/20										0.20	0.02			
TRFULFK52018	Ulusal Faktoring A.Ş.	14.65	22/05/20	26/08/19	4	22/05/2020	11.50	05/05/20	100.000	2.89				0.5				0.10	0.01			0.04
TRFAKBK52029	Akbank T.A.Ş.		22/05/20	20/02/20		22/05/2020	180.00	14/05/20										0.00	0.00			
TRFVKFB52041	Türkiye Vakıflar Bankası		29/05/20	27/02/20	12	29/05/2020	264.15	29/04/20	100.000									0.00	0.00			
TRFERTT62010	Ereğli Tekstil Turizm	17.75	01/06/20	11/11/19	12	01/06/2020	45.00	05/02/20		0.15								0.00	0.00			
TRFVKFB62057	Türkiye Vakıflar Bankası		03/06/20	03/03/20	12	03/06/2020	463.70															
TRFAKBK62010	Akbank T.A.Ş.		05/06/20	03/03/20		05/06/2020	166.20	19/03/20	100.472									0.72	0.06			
TRFFIBA62030	Fibabanka A.Ş.		10/06/20	11/03/20		10/06/2020	175.75	14/05/20										0.34	0.04	0.02	0.000	
TRFZORN62019	Zorlu Enerji Elektrik Ü	21.00	11/06/20	31/10/19	12	11/06/2020	17.67	05/02/20	99.880	0.17	23.56							0.04	0.00	0.30	0.002	0.33
TRFGRAN62018	Türkiye Garanti Bankası	8.84	18/06/20	17/03/20	12	18/06/2020	713.45	08/05/20	100.505									0.72	0.06	0.01	0.000	
TRFAKYB62011	Aktif Yatırım Bankası	11.01	19/06/20	27/12/19	12	15/05/2020	50.00	24/03/20	100.615									1.58	0.12	0.01	0.000	
TRFTHAL62016	Türkiye Halk Bankası		19/06/20	20/12/19	4	19/06/2020	495.00	15/05/20										2.39	0.20			
TRFDVYA62014	Destek Varlık Yönetim	19.12	19/06/20	21/06/19	4	19/06/2020	5.00	12/05/20	100.000	2.83			0					0.15	0.01			0.10
TRFYKKB62028	Yapı Ve Kredi Bankası		22/06/20	31/12/19	4	22/06/2020	1,000.00	20/04/20										1.46	0.11			
TRFZORF62015	Zorlu Faktoring A.Ş.	18.75	23/06/20	12/11/19	12	22/05/2020	35.00															
TRFFNBK62013	Qnb Finansbank A.Ş.		26/06/20	27/12/19	4	26/06/2020	405.50	07/05/20	101.000				0					0.87	0.59			
TRFERTT62028	Ereğli Tekstil Turizm	17.25	29/06/20	09/12/19	12	27/05/2020	90.00															
TRFZORF72014	Zorlu Faktoring A.Ş.	18.50	08/07/20	27/11/19	12	10/06/2020	13.15															
TRFFNBK72012	Qnb Finansbank A.Ş.		10/07/20	10/01/20	4	10/07/2020	71.34	08/04/20										4.30	0.33			
TRFERTT72019	Ereğli Tekstil Turizm	14.90	20/07/20	03/02/20	12	27/05/2020	48.00	08/05/20		0.57								0.03	0.00	0.18	0.001	0.19
TRFTHAL72015	Türkiye Halk Bankası		23/07/20	18/02/20	6	23/07/2020	150.00	11/05/20	100.300				0.3					0.27	0.25			
TRFTISB72024	Türkiye İş Bankası A.Ş.		23/07/20	05/03/20	6	23/07/2020	1,050.00	14/05/20	100.000									0.00	0.31			
TRFYKKB72019	Yapı Ve Kredi Bankası		24/07/20	28/02/20	6	24/07/2020	197.50	12/05/20	100.000				-0.75					0.03	0.00			
TRFAYTM72018	Aytemiz Akaryakıt Dağıtım	9.90	24/07/20	09/08/19	4	24/07/2020	50.00	15/05/20		0.27								0.03	0.12			0.18
TRFYKKB82018	Yapı Ve Kredi Bankası		07/08/20	21/02/20	4	07/08/2020	518.05	15/05/20	100.000									0.00	0.00			
TRFDZBK82010	Denizbank A.Ş.		12/08/20	12/02/20	4	12/08/2020	105.00	13/05/20	100.000									0.00	0.00			
TRFDZBK82028	Denizbank A.Ş.		12/08/20	17/02/20		12/08/2020	120.00	07/04/20	101.600				1.515					4.29	0.33	0.02	0.000	
TRFVKFB82022	Türkiye Vakıflar Bankası	9.77	14/08/20	21/02/20	4	14/08/2020	875.00	24/04/20										0.00	0.00			
TRFTHAL82030	Türkiye Halk Bankası		14/08/20	26/02/20	4	21/05/2020	402.04	17/04/20	101.399									0.29	0.02			
TRFTHAL82014	Türkiye Halk Bankası		19/08/20	04/09/19	12	10/06/2020	170.00	07/05/20	100.000				0					0.43	0.03			
TRFZORF82013	Zorlu Faktoring A.Ş.	16.50	19/08/20	08/01/20		19/08/2020	11.00															
TRFVKFB82030	Türkiye Vakıflar Bankası		21/08/20	25/02/20	4	22/05/2020	387.00	02/03/20										0.00	0.00			
TRFYKKB82026	Yapı Ve Kredi Bankası		21/08/20	06/03/20	4	29/05/2020	434.40	24/04/20	101.000									0.74	0.06			
TRFFNBK82029	Qnb Finansbank A.Ş.		21/08/20	21/02/20	4	22/05/2020	104.00	24/03/20	101.019				0.682					2.58	0.20			
TRFTISB82015	Türkiye İş Bankası A.Ş.		21/08/20	20/03/20	6	05/06/2020	300.00															
TRFTHAL82022	Türkiye Halk Bankası		25/08/20	10/09/19	6	16/06/2020	134.00	24/04/20	100.692									2.37	0.19			
TRFTCZB82021	T.C. Ziraat Bankası A.Ş.		27/08/20	06/03/20	4	01/06/2020	1,086.43	13/05/20	102.077				0.116					1.60	0.29	0.14	0.000	
TRFKORT82016	Korteks Mensucat Saray	24.00	27/08/20	29/08/19	4	28/05/2020	22.14	14/05/20	103.000	5.13	13.82	-565		1.1				0.67	0.05	0.25	0.002	0.28
TRFTCZB82013	T.C. Ziraat Bankası A.Ş.		27/08/20	29/08/19	4	28/05/2020	750.00	04/05/20	102.000				-0.05	-0.05				0.07	0.35			
TRFAIGY82012	Akiş Gayrimenkul Yatırım		28/08/20	28/02/20	4	29/05/2020	128.00	05/05/20	102.033				0.033					0.17	0.01			
TRFVKFB92013	Türkiye Vakıflar Bankası		01/09/20	10/03/20	12	02/06/2020	1,090.00	26/03/20										0.00	0.00			
TRFFINF92015	Qnb Finans Faktoring		02/09/20	10/03/20	4	08/06/2020	91.74															
TRFDZBK92019	Denizbank A.Ş.		04/09/20	11/03/20	4	05/06/2020	216.00	12/05/20										0.00	0.00			
TRFYKKB92017	Yapı Ve Kredi Bankası		04/09/20	13/03/20	4	09/06/2020	550.70	14/05/20										0.44	0.03			
TRFFNBK92028	Qnb Finansbank A.Ş.		04/09/20	06/03/20	4	05/06/2020	525.14	06/04/20	101.000				0.25					0.72	0.06			
TRFTCZB92012	T.C. Ziraat Bankası A.Ş.		10/09/20	20/03/20	4	15/06/2020	717.70	07/05/20										0.09	0.01	0.03	0.000	
TRFFNBK92036	Qnb Finansbank A.Ş.		18/09/20	20/03/20	4	19/06/2020	473.00	24/04/20	101.200									0.43	0.03			
TRFZORN92016	Zorlu Enerji Elektrik Ü	21.00	18/09/20	20/09/19	4	19/06/2020	17.62	26/03/20		0.40								0.00	0.00	0.43	0.004	0.46
TRFERTT92017	Ereğli Tekstil Turizm	10.00	21/09/20	04/05/20	12	01/06/2020	30.50															
TRFNHOL92017	Nurul Holding A.Ş.	21.50	25/09/20	27/09/19	4	26/06/2020	220.00															
TRFFNBK92044	Qnb Finansbank A.Ş.		25/09/20	27/03/20	4	26/06/2020	42.00															
TRFFFKR92012	Qnb Finans Finansal İ		28/09/20	01/04/20	4	30/06/2020	60.00	03/04/20	100.051									3.57	0.28			
TRFGLMDE2013	Global Yatırım Holding	14.76	06/10/20	10/01/20		10/07/2020	124.62	11/05/20										1.36	0.18			
TRFATAYE2028	Ata Gayrimenkul Yatırım	12.47	16/10/20	18/10/19	4	17/07/2020	50.00	08/05/20		0.82								0.18	0.04	0.19	0.002	0.18
TRFERTTE2014	Ereğli Tekstil Turizm	14.00	19/10/20	09/03/20	12	01/06/2020	84.60															
TRFTHALE2018	Türkiye Halk Bankası		23/10/20	08/11/19	12	05/06/2020	211.00	04/05/20	100.000									0.68	0.16			
TRFDVYAE2013	Destek Varlık Yönetim	13.47	23/10/20	25/10/19		24/07/2020	9.00	19/11/19										0.01	0.00			
TRFZORNE2010	Zorlu Enerji Elektrik Ü	21.50	23/10/20	31/10/19	4	30/07/2020	54.68	16/04/20		4.59								0.10				

Özel Sektör Tahvilleri (TL)

İŞ YATIRIM



Rapor Terimleri

Kodu	Enstrüman	Kpn	Vade ↓	İhraç T.	Kpn Sıklık	Bir son. kupon t.	Toplam İhrac	Son İşlem Tarihi	Temiz Fiyat	Birikmiş Faiz	Getiri (%)	FaizΔ Son İki İşgünü			Fiyat Değ.			Hacim Ort.		Dur.	Konv.	PVBP * 100
												1G(Δ)	1H(Δ)	3A(Δ)	1G(Δ)	1H(Δ)	3A(Δ)	1H	3A			
TRFKORTK2021	Korteks Mensucat Sar	16.00	16/11/20	05/05/20	12	05/06/2020	49.10	15/05/20		0.57								0.00	0.00			
TRFTPFCK2016	Creditwest Faktoring	12.67	16/11/20	17/02/20	4	17/08/2020	19.50	15/05/20										0.10	0.01			0.25
TRFMLPCA2017	Mlp Sağlık Hizmetleri	13.96	04/12/20	20/12/19	12	20/05/2020	150.00	11/05/20		0.84								0.03	0.02			0.02
TRFZORNA2014	Zorlu Enerji Elektrik Ü	16.50	16/12/20	17/04/20	12	18/06/2020	9.83	21/04/20		0.23								0.00	0.00			
TRFNHOLA2012	Nurol Holding A.Ş.	15.75	16/12/20	18/12/19	4	17/06/2020	30.00	08/05/20		2.33								0.03	0.01	0.53	0.005	0.56
TRSERTTA2013	Ereğli Tekstil Turizm	14.00	29/12/20	30/12/19		29/12/2020	50.00															
TRFTHAL12110	Türkiye Halk Bankası		11/01/21	13/01/20		12/06/2020	151.00															
TRFKORT12112	Korteks Mensucat Sar	15.00	20/01/21	29/01/20	4	29/07/2020	91.37	23/03/20		2.26								0.04	0.00			0.10
TRFBASR12138	Başer Faktoring A.Ş.	13.25	29/01/21	11/02/20	4	10/08/2020	5.00															
TRFBASR22111	Başer Faktoring A.Ş.	13.25	04/02/21	11/02/20	4	10/08/2020	5.00															
TRFZORN22112	Zorlu Enerji Elektrik Ü	15.00	12/02/21	21/02/20	4	22/05/2020	102.42	17/04/20										0.00	0.00			
TRFZORF32117	Zorlu Faktoring A.Ş.	14.00	03/03/21	04/03/20	12	27/05/2020	33.00															
TRFKORT32110	Korteks Mensucat Sar	15.00	03/03/21	23/03/20	4	22/06/2020	3.57															
TRFBVYS32112	Birikim Varlık Yönetim	14.00	10/03/21	11/03/20	12	03/06/2020	26.50											0.00	0.00			
TRFDZYO32118	Deniz Gayrimenkul Ye		22/03/21	23/03/20		22/03/2021	41.85															
TRFBOVY52119	Boğaziçi Varlık Yöneti	13.00	07/05/21	08/05/20	4	07/08/2020	30.00	15/05/20		0.36								0.00	0.00			

Özel Sektör Tahvilleri

Özel Sektör Tahvilleri (Kot İçi)

TRSVKFB52028	Türkiye Vakıflar Bankası	22.50	22/05/20	17/05/19	4	22/05/2020	2.11															
TRSKCTY62012	Koçtaş Yapı Marketler	13.40	11/06/20	15/06/17	2	11/06/2020	50.00	19/06/17	100.000									0.03	0.00			
TRSTISB62010	Türkiye İş Bankası A.Ş.		29/06/20	17/06/19			15.43	28/04/20	98.577	8.81	-214		0.717					0.22	0.04	0.16	0.001	0.16
TRSHYTV72017	Hayat Varlık Yönetim	24.00	02/07/20	06/07/17	4	02/07/2020	6.00															
TRFGLMD72016	Global Yatırım Holding	13.95	06/07/20	08/07/19	4	06/07/2020	20.00	03/04/20										0.00	0.02			0.24
TRSMGTI72011	Migros Ticaret A.Ş.	15.36	16/07/20	19/07/18	4	16/07/2020	75.00	21/04/20	100.000	0.25								0.42	0.08			
TRSYDAT72010	Yda İnşaat Sanayi Ve	12.97	22/07/20	26/07/16	4	22/07/2020	125.00	06/05/20	100.300	0.53			10.3					1.47	0.20	0.21	0.001	0.21
TRSORFN72013	Orfin Finansman A.Ş.	14.21	24/07/20	21/07/17	4	24/07/2020	135.00	08/05/20		0.74								0.15	0.32			
TRSKOTN82018	Koton Mağazacılık Te	26.00	12/08/20	05/08/19		12/08/2020	49.75	17/04/20		5.48								0.00	0.00			0.04
TRADNA92011	Adana Çimento Sana		07/09/20	10/09/18	4	24/07/2020	75.00	26/03/20										0.00	0.03			
TRSHYTV92015	Hayat Varlık Yönetim	15.01	11/09/20	15/09/17	4	12/06/2020	56.00	05/05/20		2.22								0.00	0.21			
TRSKRSNE2018	Karsan Otomotiv San	16.36	13/10/20	17/10/17	4	14/07/2020	88.00	05/03/20	100.100	2.18								0.69	0.09	0.11	0.000	0.11
TRSMGTIE2015	Migros Ticaret A.Ş.	14.22	21/10/20	24/10/18	4	22/07/2020	46.00	31/03/20	100.000	2.87								0.05	0.00	0.06	0.000	0.06
TRSAKYBE2039	Aktif Yatırım Bankası		23/10/20	26/10/18			399.35	19/12/19										0.02	0.00			
TRSORFNE2019	Orfin Finansman A.Ş.	13.11	30/10/20	27/10/17	4	24/07/2020	150.00	16/04/20		3.10								0.15	0.44	-0.05	0.002	0.02
TRISIGYK2014	İş Gayrimenkul Yatırım		13/11/20	23/10/19			50.00	28/04/20	95.323	9.18	-207		1.355					0.36	0.14	0.52	0.005	0.49
TRSTISBK2016	Türkiye İş Bankası A.Ş.		16/11/20	14/11/19			348.10	16/04/20										0.76	0.06	0.55	0.006	0.51
TRSKORTK2034	Korteks Mensucat Sar	18.50	16/11/20	14/11/19	12	21/05/2020	26.48	27/04/20	100.500	0.41	19.03	-3	-4	0	0			0.09	0.01	0.48	0.005	0.53
TRSKORTK2018	Korteks Mensucat Sar	32.00	16/11/20	20/05/19	2	16/11/2020	8.18															
TRSKORTK2026	Korteks Mensucat Sar	32.00	16/11/20	01/07/19	2	29/06/2020	2.10															
TRSHZRFK2016	Huzur Faktoring A.Ş.	18.00	23/11/20	22/11/19	12	28/05/2020	4.32															
TRISISGYA2016	İş Gayrimenkul Yatırım		11/12/20	03/12/19			68.80	28/04/20	94.699	9.15	-205		1.47					0.84	0.09	0.59	0.006	0.56
TRSZORNA2035	Zorlu Enerji Elektrik Ü	18.50	16/12/20	05/12/19	12	11/06/2020	24.04	07/01/20	100.500	19.2								0.16	0.01			
TRSZORNA2019	Zorlu Enerji Elektrik Ü		16/12/20	31/05/19		29/05/2020	5.65															
TRSZORNA2027	Zorlu Enerji Elektrik Ü	8.91	16/12/20	14/06/19	2	12/06/2020	1.80	21/08/19										0.00	0.00			
TRSHEKTA2014	Hektaş Ticaret A.Ş.	11.96	18/12/20	21/12/18	4	19/06/2020	38.00	27/04/20		1.28								0.00	0.02			
TRSFNBK12110	Qnb Finansbank A.Ş.		08/01/21	03/01/20	4	03/07/2020	99.04	08/01/20	100.385					0.404				8.58	0.67			

Özel Sektör Tahvilleri (TL)

İŞ YATIRIM



Rapor Terimleri

Kodu	Enstrüman	Kpn	Vade ↓	İhraç T.	Kpn Sıklık	Bir son. kupon t.	Toplam İhrac	Son İşlem Tarihi	Temiz Fiyat	Birikmiş Faiz	Getiri (%)	FaizΔ Son İki İşgünü			Fiyat Değ.			Hacim Ort.		Dur.	Konv.	PVBP * 100
												1G(Δ)	1H(Δ)	3A(Δ)	1G(Δ)	1H(Δ)	3A(Δ)	1H	3A			
TRSBOLU12115	Bolu Çimento Sanayi	11.45	11/01/21	14/01/19	4	14/07/2020	50.00	14/04/20	100.000	0.01								0.20	0.05			
TRSKORT12115	Korteks Mensucat Sar	30.00	20/01/21	26/07/19	4	22/07/2020	9.32	02/08/19	100.575									0.01	0.00			
TRSZORN12116	Zorlu Enerji Elektrik Ü	30.00	20/01/21	24/07/19	4	22/07/2020	24.31	11/03/20	105.000	4.11				-5				0.28	0.02			0.12
TRSZORN12124	Zorlu Enerji Elektrik Ü	21.00	20/01/21	20/09/19	4	19/06/2020	12.18															
TRSTPRS12115	Tüpraş-Türkiye Petrol		22/01/21	25/01/19	4	24/07/2020	250.00	15/05/20										0.33	0.32			
TRSIGY12113	İş Gayrimenkul Yatırım	11.47	25/01/21	28/01/19	4	27/07/2020	100.00	16/04/20		2.71								0.30	0.07			0.03
TRSAKBK12117	Akbank T.A.Ş.		29/01/21	09/10/19			150.00	15/05/20										0.00	0.07			
TRSAKYB12118	Aktif Yatırım Bankası		29/01/21	01/02/19			300.00															
TRSTPRS22114	Tüpraş-Türkiye Petrol	10.98	05/02/21	08/02/19	4	07/08/2020	400.00	14/05/20		0.21								0.27	0.33			
TR SARCL22117	Arçelik A.Ş.	11.12	12/02/21	15/02/19	4	14/08/2020	500.00	15/05/20		0.09								0.07	0.33	0.03	0.000	0.24
TR SOPAS22111	Opet Petrolcülük A.Ş.	12.92	18/02/21	22/02/18	4	21/05/2020	75.00	16/04/20	100.000	2.02								0.44	0.13	0.09	0.000	0.09
TR SOPAS22129	Opet Petrolcülük A.Ş.	11.21	19/02/21	22/02/19	4	22/05/2020	250.00	13/05/20		2.55								0.21	0.21			0.02
TR SENRJ22110	Enerjisa Elektrik Dağıtım	4.75	23/02/21	02/03/17	2	25/08/2020	405.00	14/05/20		1.04								0.00	0.36			
TR SMGTI22115	Migros Ticaret A.Ş.	13.73	24/02/21	27/02/19	4	27/05/2020	200.00	08/05/20		2.82								0.27	0.13			
TR SKORT32113	Korteks Mensucat Sar	25.00	03/03/21	29/08/19	4	28/05/2020	5.32	23/09/19	100.000									0.02	0.00			
TR SHEKT32123	Hektaş Ticaret A.Ş.	11.76	10/03/21	13/03/19	4	10/06/2020	57.00	20/04/20		1.32								0.00	0.02	0.18	0.001	0.14
TR SYKBK32115	Yapı Ve Kredi Bankası		11/03/21	13/02/20	4	21/05/2020	286.45	26/03/20	102.000									1.45	0.11			
TR SOTKO32110	Otokoç Otomotiv Ticaret	11.17	15/03/21	18/03/19	4	15/06/2020	300.00	21/04/20		1.13								0.00	0.03	0.16	0.001	0.15
TR SCMSA32112	Çimsa Çimento Sanayi	10.45	18/03/21	21/03/19	4	19/06/2020	150.00	21/04/20	100.000	0.97								0.59	0.19	0.16	0.001	0.16
TR SIGY32111	İş Gayrimenkul Yatırım	13.56	23/03/21	27/03/18	4	23/06/2020	100.00	04/05/20		1.56								1.00	0.14			
TR STBTF32116	Teb Finansman A.Ş.	10.15	26/03/21	27/09/19	4	26/06/2020	53.10	05/05/20		1.11								0.67	0.08			
TR SGLMD42111	Global Yatırım Holding	15.51	06/04/21	10/01/20		10/07/2020	125.38	15/05/20	98.000				0	0				0.22	0.45			
TR SAKBK42114	Akbank T.A.Ş.		08/04/21	18/12/19			503.94	06/05/20										0.00	0.00			
TR SMLPC42114	Mlp Sağlık Hizmetleri		15/04/21	28/02/20	4	29/05/2020	14.70															
TR SDEVA52119	Deva Holding A.Ş.	13.23	04/05/21	07/05/18	4	04/08/2020	65.00	15/05/20		0.51								0.25	0.16			
TR SKORT52111	Korteks Mensucat Sar	19.00	07/05/21	14/11/19	4	13/08/2020	11.24	21/04/20	100.750	3.59			0.75					0.10	0.01			0.06
TR SERGL52117	Ereğli Demir Çelik Fal	10.69	28/05/21	31/05/19	4	29/05/2020	550.00	27/04/20	100.000	1.76								0.44	0.54	0.09	0.000	0.09
TR SAKBK62112	Akbank T.A.Ş.		01/06/21	18/03/20			53.98	06/05/20										0.00	0.00			
TR SZORN62129	Zorlu Enerji Elektrik Ü	15.00	03/06/21	11/03/20	4	09/09/2020	9.50	15/04/20										0.00	0.00			
TR SZORN62111	Zorlu Enerji Elektrik Ü	19.00	03/06/21	05/12/19	4	04/06/2020	14.60	12/03/20	100.000	0.42			0					0.05	0.00			0.22
TR SHYTV62117	Hayat Varlık Yönetim	15.01	09/06/21	13/06/18	4	10/06/2020	31.00	20/04/20		1.69								0.02	0.08	0.14	0.000	0.14
TR SKFTF62113	Koç Fiat Kredi Finans	-0.80	10/06/21	13/06/19	4	11/06/2020	90.00	05/05/20		-0.12								0.18	0.07			
TR SKCTF62110	Koç Finansman A.Ş.	11.07	14/06/21	17/06/19	4	15/06/2020	70.00	30/04/20		1.49								0.00	0.05	0.12	0.000	0.12
TR SKALE62114	Kaleseramik	14.16	17/06/21	21/06/18	4	18/06/2020	50.00	04/03/20		3.16								0.12	0.03			
TR SASLN62118	Aslan Çimento A.Ş.	10.31	18/06/21	21/06/19	4	19/06/2020	130.00	14/05/20	99.662	1.58								0.02	0.04			0.10
TR SAYGZ62110	Aygaz A.Ş.	10.11	18/06/21	21/06/19	4	19/06/2020	90.00	21/04/20	100.000	0.91								0.07	0.06	0.15	0.000	0.15
TR STATK62115	Tat Gıda Sanayi A.Ş.	10.10	23/06/21	26/06/19	4	24/06/2020	70.00	08/04/20	100.000	0.42								0.12	0.02	0.24	0.001	0.20
TR SAKBK72111	Akbank T.A.Ş.		01/07/21	22/04/20			121.24															
TR SAKBK72129	Akbank T.A.Ş.		01/07/21	30/04/20			4.00															
TR SBOLU72119	Bolu Çimento Sanayi	10.25	05/07/21	08/07/19	4	06/07/2020	116.00	20/04/20	100.000	0.42								0.29	0.04	0.02	0.000	0.20
TR SSRTN72114	Sarten Ambalaj Sanayi	12.45	09/07/21	12/07/19	4	10/07/2020	50.00	05/05/20		0.89								0.51	0.07			
TR SMGTI72110	Migros Ticaret A.Ş.	13.22	14/07/21	19/07/18	4	16/07/2020	75.00	17/04/20	100.000	0.14								0.09	0.01	0.01	0.000	0.23
TR SKCTF72127	Koç Finansman A.Ş.	10.27	14/07/21	17/07/19	4	15/07/2020	100.00	08/05/20		0.73								0.00	0.00			
TR SARCL72112	Arçelik A.Ş.	9.97	16/07/21	24/07/19	4	22/07/2020	500.00	11/05/20		0.55								0.16	0.32	0.30	0.013	0.20
TR SDOGH72112	Doğuş Holding A.Ş.	13.22	26/07/21	31/07/17	4	27/07/2020	350.00	25/02/20	98.466	1.15			0					0.12	0.49	0.16	0.001	0.17
TR SOTKO72116	Otokoç Otomotiv Ticaret	9.00	30/07/21	02/08/19	4	04/08/2020	200.00	06/05/20		0.07								0.51	0.04			
TR SAYGZ82118	Aygaz A.Ş.	8.95	04/08/21	07/08/19	4	05/08/2020	80.00	21/04/20	99.900	2.27								0.18	0.02	0.04	0.000	0.04
TR SALNF82113	Alternatif Bank A.Ş.		26/08/21	29/08/19	4	28/11/2019	50.00	29/04/20										5.83	0.86			
TR SAIGY92113	Akiş Gayrimenkul Yatırım	13.25	08/09/21	11/09/19	4	10/06/2020	100.00	11/05/20		2.25								0.09	0.03			
TR SORFN92110	Orfin Finansman A.Ş.	14.78	10/09/21	07/09/18	4	05/06/2020	30.00	09/04/20		1.42								0.00	0.13			
TR SENSAAE2114	Enerjisa Enerji A.Ş.	4.75	15/10/21	20/10/17	2	16/10/2020	100.00	08/05/20		0.31								0.08	0.04			
TR STHALK2114	Türkiye Halk Bankası		03/11/21	06/11/19	4	05/08/2020	605.00		102.500				0.75					2.10	0.16			
TR SARENK2117	Arena Faktoring A.Ş.	13.63	05/11/21	08/11/19	4	07/08/2020	10.00	15/05/20	100.000	0.37			0					2.66	0.60			0.22
TR SUSAKK2119	Uşak Seramik Sanayi	14.51	10/11/21	14/11/19	12	12/06/2020	30.00	26/11/19	100.000									0.01	0.00			
TR SAKFHK2111	Akfen Holding A.Ş.	12.93	17/11/21	20/11/19	4	20/05/2020	200.00	11/05/20		2.94								0.22	0.05	0.02	0.000	0.02
TR SNHOLA2116	Nurol Holding A.Ş.	33.00	20/12/21	24/12/18	4	22/06/2020	120.00															
TR SMGTIA2118	Migros Ticaret A.Ş.	11.45	20/12/21	23/12/19	4	22/06/2020	200.00	12/05/20	100.000	1.60			0									

Özel Sektör Tahvilleri (TL)

İŞ YATIRIM



[Rapor Terimleri](#)

Kodu	Enstrüman	Kpn	Vade ↓	İhraç T.	Kpn Sıklık	Bir son. kupon t.	Toplam İhrac	Son İşlem Tarihi	Temiz Fiyat	Birikmiş Faiz	Getiri (%)	FaizΔ Son İki İşgünü			Fiyat Değ.			Hacim Ort.		Dur.	Konv.	PVBP * 100
												1G(Δ)	1H(Δ)	3A(Δ)	1G(Δ)	1H(Δ)	3A(Δ)	1H	3A			
TRSDEVA42219	Deva Holding A.Ş.	10.85	29/04/22	04/05/20	4	04/08/2020	130.00	14/05/20		0.33								0.04	0.00	0.30	0.016	0.22
TRSENSA72211	Enerjisa Enerji A.Ş.	5.00	26/07/22	01/08/17	2	28/07/2020	335.00	13/05/20	100.000	1.47	5.06							0.01	0.55	2.16	0.067	1.49
TRSERYPK22216	Eryap Mühendislik İnş		17/11/22	21/11/19			125.00															
TRSERYPK22224	Eryap Mühendislik İnş		30/11/22	04/12/19			125.00															
TRSERYP12313	Eryap Mühendislik İnş	14.44	11/01/23	15/01/20	2	16/07/2020	75.00															
TRSENSA32314	Enerjisa Enerji A.Ş.	5.00	30/03/23	05/04/18	2	01/10/2020	162.00	03/04/20		0.05								0.60	0.35	2.80	0.105	1.85
TRSTHAL52317	Türkiye Halk Bankası	2.00	04/05/23	05/05/20	4	04/08/2020	300.00															
TRSTHAL92446	Türkiye Halk Bankası		13/09/24	20/09/19	4	19/06/2020	130.00	17/02/20	101.023									0.43	0.03			

VDMK

Banka Bonoları (Kot içi)

VDMK (Kot içi)

TRPAK5F52017	Aktif Yatırım Bankası		29/05/20	15/09/17			8.30															
TRPAK852010	Aktif Yatırım Bankası		29/05/20	08/12/17			32.75															
TRPAK9E52012	Aktif Yatırım Bankası		29/05/20	19/03/18			18.40															
TRPAKT262012	Aktif Yatırım Bankası		16/06/20	25/12/19			32.25	12/05/20										0.00	0.00			
TRPAK1062013	Aktif Yatırım Bankası		19/06/20	20/09/18			20.35	07/05/20										0.00	0.00			
TRPAK2E62016	Aktif Yatırım Bankası		30/06/20	16/10/19			24.50	18/10/19	89.967	16.27	0		0.035				1.11	0.09				
TRPAKY172016	Aktif Yatırım Bankası		29/07/20	13/05/20			27.85															
TRPDUAV82019	Ünlü Menkul Değerler		14/08/20	22/11/19			4.00	31/03/20	100.000	17.83	-27		0				0.00	0.00				
TRPAK5F82014	Aktif Yatırım Bankası		27/08/20	15/09/17			6.65															
TRPAK9E82019	Aktif Yatırım Bankası		31/08/20	19/03/18			18.25															
TRPAKT882017	Aktif Yatırım Bankası		31/08/20	08/12/17			32.60															
TRPDUAV92018	Ünlü Menkul Değerler		15/09/20	22/11/19			6.00	31/03/20	100.000	17.7	-26		0				0.00	0.00				
TRPAK1092010	Aktif Yatırım Bankası		18/09/20	20/09/18			18.60															
TRPAKT292019	Aktif Yatırım Bankası		23/09/20	25/12/19			20.05	17/04/20										0.00	0.00	0.40	0.004	0.39
TRPAK2E92013	Aktif Yatırım Bankası		30/09/20	16/10/19			22.40	18/10/19	86.621	16.26								0.99	0.08			
TRPPVFFE2015	Pasha Yatırım Bank		15/10/20	27/02/20			20.00	15/05/20										0.00	0.00			
TRPAKY1E2012	Aktif Yatırım Bankası		30/10/20	13/05/20			43.50															
TRPAKT8K2017	Aktif Yatırım Bankası		30/11/20	08/12/17			31.65															
TRPAK9EK2011	Aktif Yatırım Bankası		30/11/20	19/03/18			18.00	07/05/20										0.00	0.00			
TRPAK10A2011	Aktif Yatırım Bankası		18/12/20	20/09/18			17.60	17/04/20										0.00	0.00			
TRPAK5FA2016	Aktif Yatırım Bankası		29/12/20	15/09/17			6.85															
TRPAK2EA2010	Aktif Yatırım Bankası		30/12/20	16/10/19			19.70															
TRPAKY112111	Aktif Yatırım Bankası		29/01/21	13/05/20			47.25															
TRPAK9E22114	Aktif Yatırım Bankası		26/02/21	19/03/18			16.10	06/05/20										0.00	0.00			
TRPAKT822112	Aktif Yatırım Bankası		26/02/21	08/12/17			29.60															
TRPAK1032115	Aktif Yatırım Bankası		19/03/21	20/09/18			16.60	27/03/20										0.00	0.00			
TRPAK2E32118	Aktif Yatırım Bankası		31/03/21	16/10/19			18.05															
TRPAKY142118	Aktif Yatırım Bankası		30/04/21	13/05/20			47.55															
TRPAKT852119	Aktif Yatırım Bankası		31/05/21	08/12/17			23.85															
TRPAK9E52111	Aktif Yatırım Bankası		31/05/21	19/03/18			13.30	09/04/20										0.00	0.00			
TRPAK1062112	Aktif Yatırım Bankası		18/06/21	20/09/18			14.00	09/04/20										0.00	0.00			
TRPAK2E62115	Aktif Yatırım Bankası		30/06/21	16/10/19			13.70	19/03/20										0.00	0.00	1.19	0.020	0.86

Özel Sektör Tahvilleri (TL)

İŞ YATIRIM \$

[Rapor Terimleri](#)

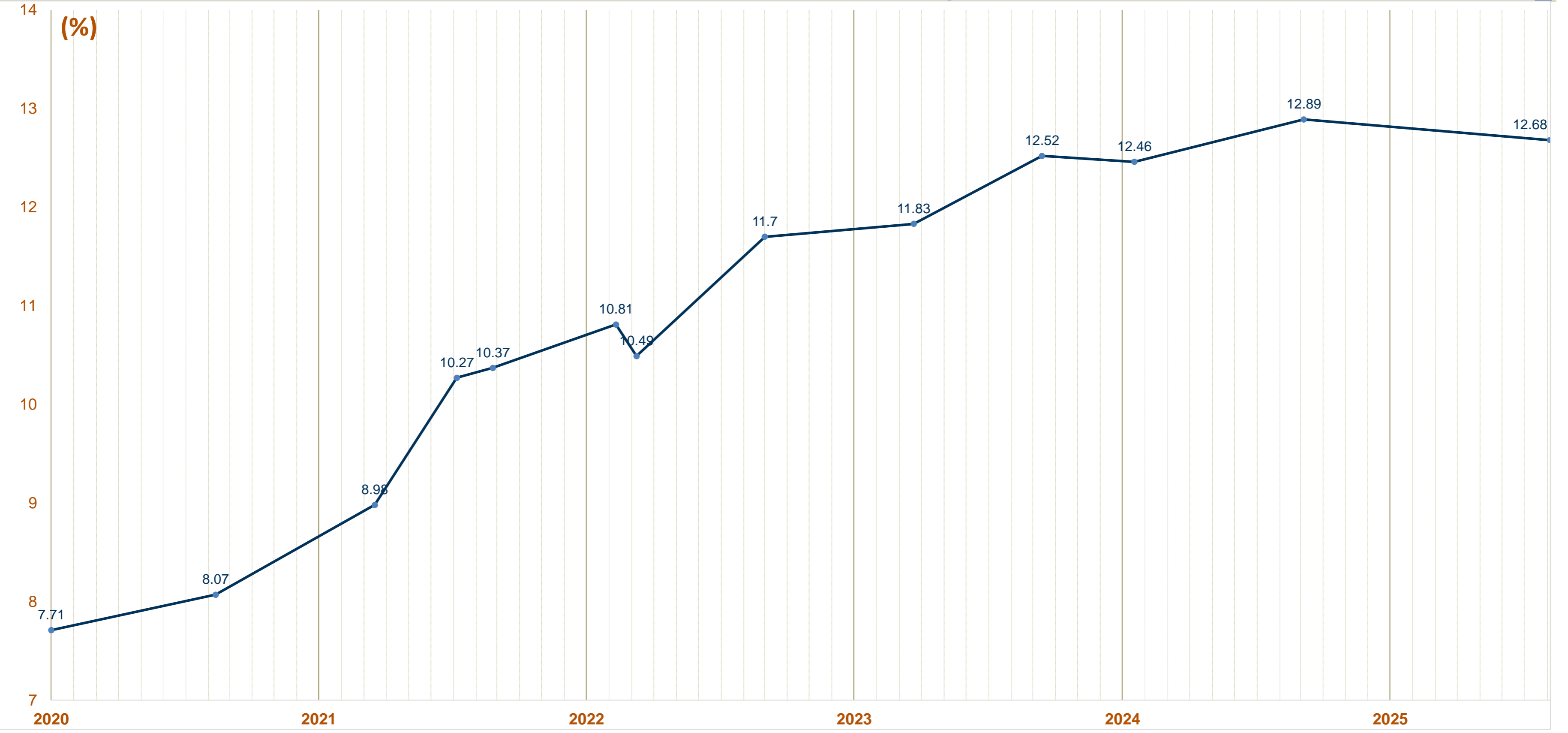
Kodu	Enstrüman	Kpn	Vade ↓	İhraç T.	Kpn Sıklık	Bir son. kupon t.	Toplam İhrac	Son İşlem Tarihi	Temiz Fiyat	Birikmiş Faiz	Getiri (%)	FaizΔ Son İki İşgünü			Fiyat Değ.			Hacim Ort.		Dur.	Konv.	PVBP * 100	
												1G(Δ)	1H(Δ)	3A(Δ)	1G(Δ)	1H(Δ)	3A(Δ)	1H	3A				
TRPAKY172115	Aktif Yatırım Bankası		30/07/21	13/05/20			47.35																
TRPAK1092119	Aktif Yatırım Bankası		17/09/21	20/09/18			10.75	27/03/20										0.00	0.00				
TRPAK9E92117	Aktif Yatırım Bankası		24/09/21	19/03/18			9.15	27/03/20										0.00	0.00				
TRPAK2E92112	Aktif Yatırım Bankası		30/09/21	16/10/19			7.80																
TRPAKT8E2114	Aktif Yatırım Bankası		26/10/21	08/12/17			17.25	31/03/20										0.00	0.00				
TRPAKY1E2111	Aktif Yatırım Bankası		27/10/21	13/05/20			47.50																
TRPAK2EK2117	Aktif Yatırım Bankası		30/11/21	16/10/19			1.10	19/03/20										0.00	0.00	1.64	0.035	0.55	
TRPAK10A2110	Aktif Yatırım Bankası		17/12/21	20/09/18			8.75	02/04/20										0.00	0.00				
TRPAKY112210	Aktif Yatırım Bankası		31/01/22	13/05/20			47.80	14/05/20										0.00	0.00				
TRPAK1032214	Aktif Yatırım Bankası		18/03/22	20/09/18			7.30																
TRPAK1132212	Aktif Yatırım Bankası	21.50	22/03/22	19/03/19	4	19/06/2020	225.00																
TRPAKY142217	Aktif Yatırım Bankası		29/04/22	13/05/20			47.30	15/05/20										0.00	0.00				
TRPAKY172214	Aktif Yatırım Bankası		29/07/22	13/05/20			47.40																
TRPAK1082219	Aktif Yatırım Bankası		02/08/22	20/09/18			5.55	10/04/20										0.00	0.00				
TRPAKY1E2210	Aktif Yatırım Bankası		31/10/22	13/05/20			39.90																
TRPAKY112319	Aktif Yatırım Bankası		31/01/23	13/05/20			33.85																
TRPAKY142316	Aktif Yatırım Bankası		28/04/23	13/05/20			28.85																
TRPAKY172313	Aktif Yatırım Bankası		31/07/23	13/05/20			25.55																
TRPAKY1E2319	Aktif Yatırım Bankası		31/10/23	13/05/20			24.40																
TRPKYVFA2318	T.K.Y.B Varlık Finansı	16.99	07/12/23	07/12/18	4	07/06/2020	3,150.00	22/04/20		2.22							11.93	1.01					
TRPAKY112418	Aktif Yatırım Bankası		31/01/24	13/05/20			21.75																
TRPTYV232410	T.K.Y.B Varlık Finansı	16.75	15/03/24	15/03/19	4	15/06/2020	1,000.00	20/01/20	118.408	1.68			1.732				1.54	0.23					
TRPAKY142415	Aktif Yatırım Bankası		30/04/24	13/05/20			18.25																
TRPAKY172412	Aktif Yatırım Bankası		31/07/24	13/05/20			15.80																
TRPAKY1A2412	Aktif Yatırım Bankası		31/12/24	13/05/20			16.15																

Banka Bonoları (Kot içi kuponlu)

Finansman Bonoları

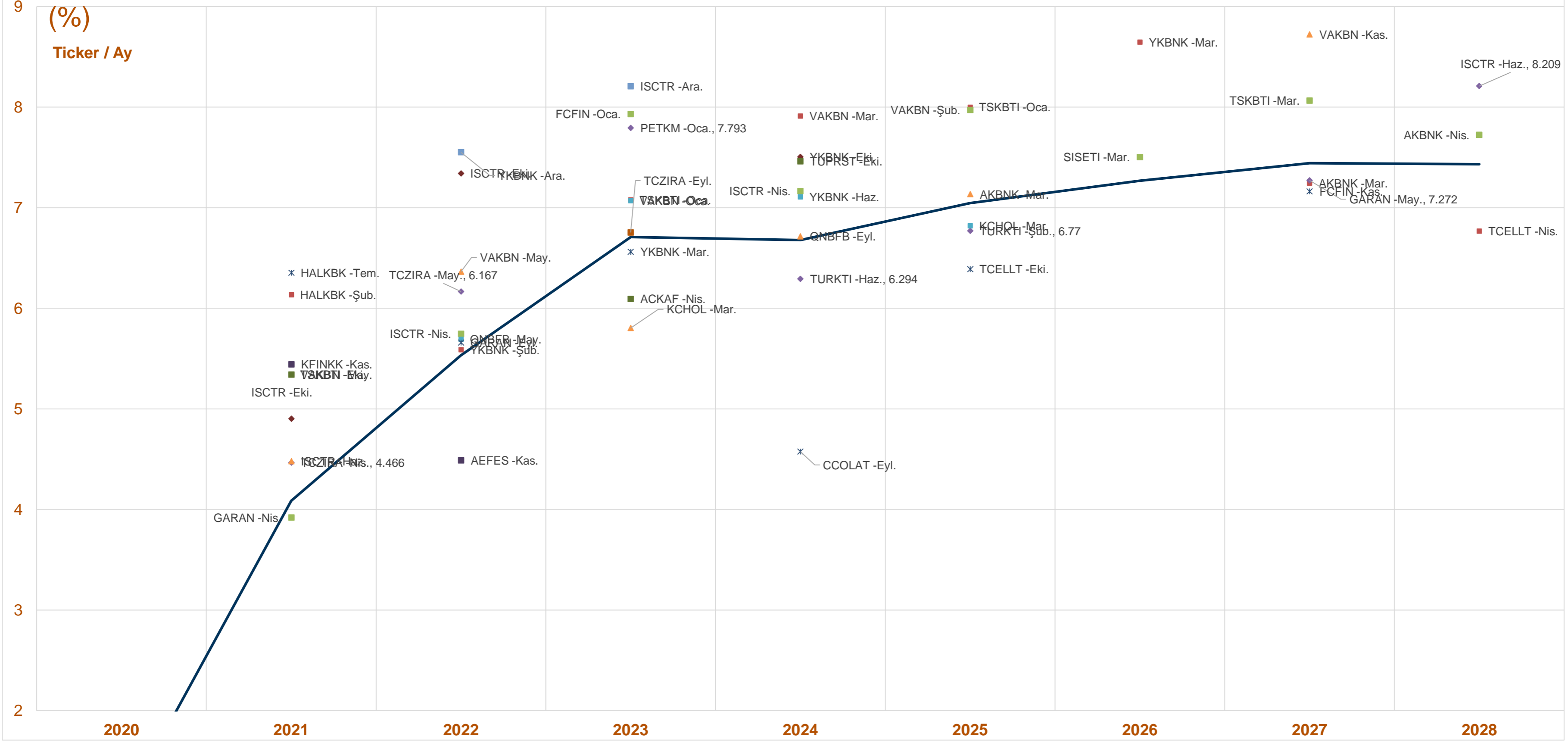
Devlet İ Borlanma Senetleri Verim Eđrisi

İŐ YATIRIM 



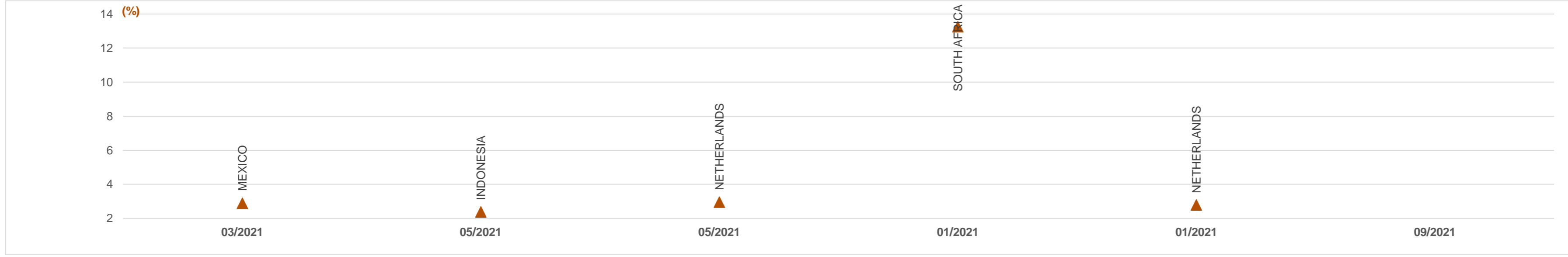
Devlet ve Özel Sektör Türk Eurobondları Verim Eğrisi

İŞ YATIRIM

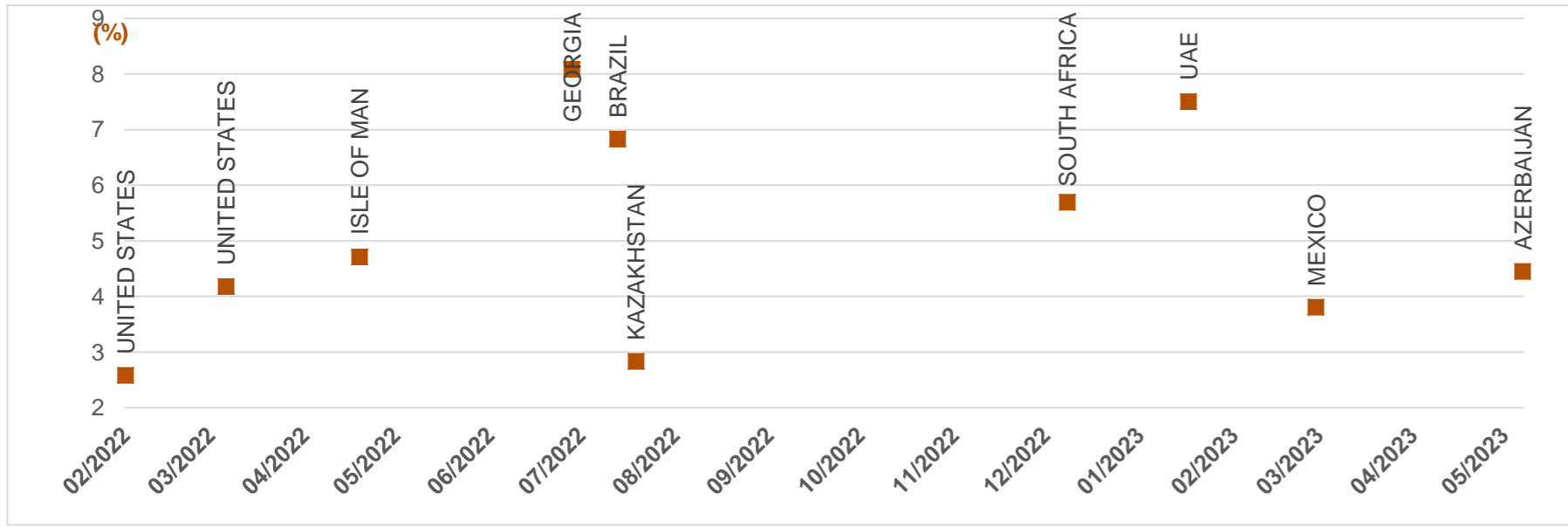


Yurtdışı Devlet ve Özel Sektör Eurotahvilleri

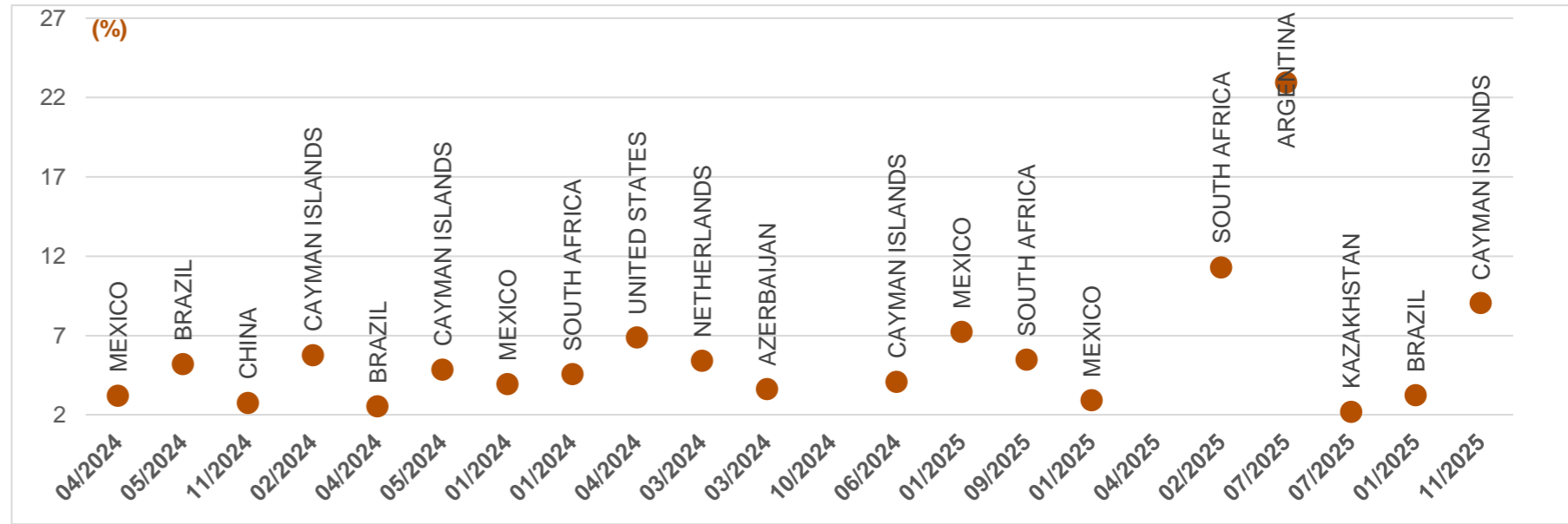
2020-2021 Yılları Eurobond



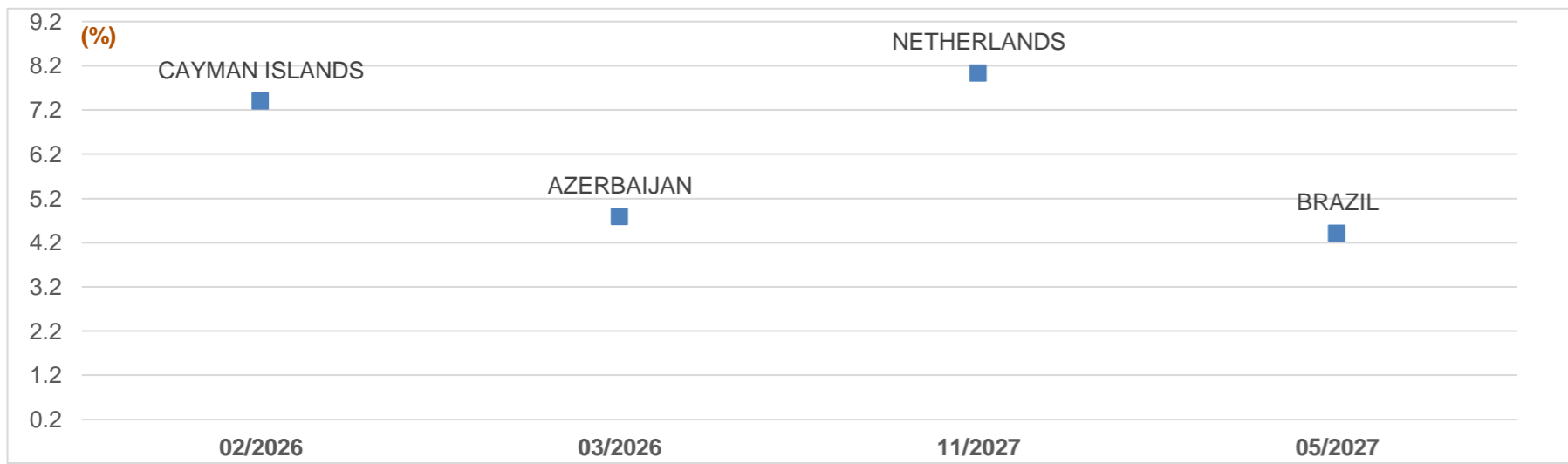
2022-2023 Yılları Eurobond



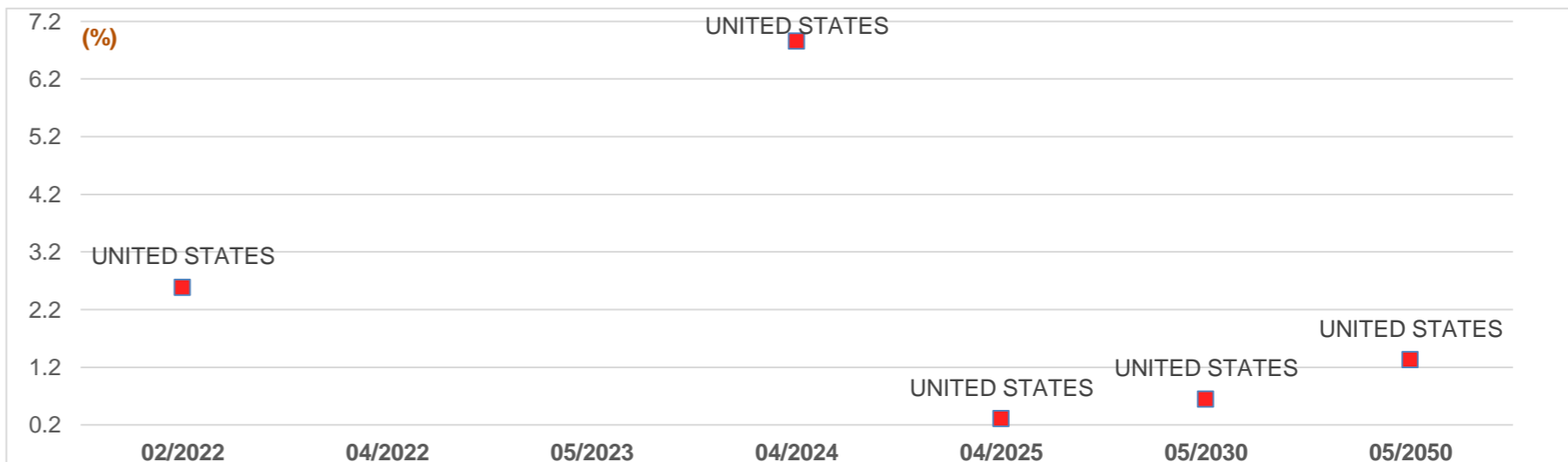
2024-2025 Yılları Eurobond



2026-2027 Yılları Eurobond



ABD Tahvilleri



Kredi Notları -Türk ve Yurtdışı Devlet ve Özel Sektör Eurotahvilleri

İŞ YATIRIM

Rapor Terimlerini Açıklayıcı Doküman

Ülke ve Şirket Görünüm & Nottarı		Vade	Kur	Getiri (%)	Moody's			Fitch			S&P			
ISIN	Ticker				Rating	Uzun Dönem YP	Görünüm	Rating	Uzun Dönem YP	Görünüm	Rating	Uzun Dönem YP	Görünüm	
TURKEY														
XS0503454166	TURKEY 5.125 20	05/2020	EUR	-11.362	B1	B1	NEG	BB-			STABLE	NR	B+u	STABLE
US900123AX87	TURKEY 7 20	06/2020	USD	1.003	B1	B1	NEG	BB-			STABLE	NR	B+u	STABLE
XS0957598070	MERSIN 5.875 20	08/2020	USD	-95.229	WR			WD			NEG	NR	BB-	STABLE
JP579200FHQ1	TURKEY 1.81 20	12/2020	JPY	1.515		B1	NEG	BB-			STABLE		B+u	STABLE
JP579200AHQ2	TURKEY 1.81 20	12/2020	JPY	1.382		B1	NEG	BB-			STABLE		B+u	STABLE
JP579200EHQ4	TURKEY 1.81 20	12/2020	JPY	1.513		B1	NEG	BB-			STABLE		B+u	STABLE
JP579200KHQ1	TURKEY 1.81 20	12/2020	JPY	1.508		B1	NEG	BB-			STABLE		B+u	STABLE
JP579200BHQ0	TURKEY 1.81 20	12/2020	JPY	1.524		B1	NEG	BB-			STABLE		B+u	STABLE
JP579200DHQ6	TURKEY 1.81 20	12/2020	JPY	1.592		B1	NEG	BB-			STABLE		B+u	STABLE
JP579200GHQ9	TURKEY 1.81 20	12/2020	JPY	1.503		B1	NEG	BB-			STABLE		B+u	STABLE
JP579200CHQ8	TURKEY 1.81 20	12/2020	JPY	1.559		B1	NEG	BB-			STABLE		B+u	STABLE
JP579200JHQ3	TURKEY 1.81 20	12/2020	JPY	1.503		B1	NEG	BB-			STABLE		B+u	STABLE
XS1345632811	EXCRTU 5.375 21	02/2021	USD	4.448	B2		NEG	B+			STABLE	NR	NR	
XS1188073081	HALKBK 4.75 21	02/2021	USD	6.135	B3u		NEG	B+ *						
JP579200ABF8	TURKEY 1.87 21	03/2021	JPY	0.97		B1	NEG	WD			STABLE		B+u	STABLE
US900123BH29	TURKEY 5.625 21	03/2021	USD	4.088	B1		NEG	BB-			STABLE	NR	B+u	STABLE
USM8931TA71	GARAN 6.25 21	04/2021	USD	3.92	B2		NEG	B+			STABLE		NR	
XS1223394914	TCZIRA 4.75 21	04/2021	USD	4.466	B2		NEG	B+			STABLE		NR	
XS1403416222	VAKBN 2.375 21	05/2021	EUR	3.809	Ba2	WR	NEG	B+			STABLE		NR	
XS1412393172	TSKBTI 4.875 21	05/2021	USD	5.343	B3		NEG	B+			STABLE			
XS1303467077	TURKSK 4.251 21	06/2021	USD	4.727	B1		NEG	BB-						
XS1079527211	ISCTR 5 21	06/2021	USD	4.479	B3		NEG	B+			NEG		B+	NEG
XS1439838548	HALKBK 5 21	07/2021	USD	6.354	B3u		NEG	B+ *						
XS1109959467	ACKAF 3.875 21	09/2021	EUR	3.476				BB						
XS1028943089	EXCRTU 5 21	09/2021	USD	4.799	B2	B2	NEG	B+			STABLE	BB	BB	NEG
XS1390320981	ISCTR 5.375 21	10/2021	USD	4.902	B3		NEG	B+			NEG		B+	NEG
XS1508914691	VAKBN 5.5 21	10/2021	USD	5.342	B2	WR	NEG	B+			STABLE		NR	
XS1505149325	KFINKK 5.136 21	11/2021	USD	5.444				B+						
XS0993155398	TURKEY 4.35 21	11/2021	EUR	3.89	B1		NEG	BB-			STABLE		B+u	STABLE
XS1132825099	GLYHO 8.125 21	11/2021	USD	54.093	Caa1		NEG	B+ *						
XS1816199373	TURKSK 5.8 22	02/2022	USD	5.829	B1		NEG	BB-						
XS1571399754	YKBNK 5.75 22	02/2022	USD	5.587	B2		NEG	B+			NEG		NR	
JP579200ACF6	TURKEY 1.47 22	03/2022	JPY	1.116	NR	B1	NEG	NR			STABLE		B+u	STABLE
US900123BY51	TURKEY 5.125 22	03/2022	USD	5.531	B1		NEG	BB-			STABLE	NR	B+u	STABLE
XS1508390090	ISCTR 5.5 22	04/2022	USD	5.748	B3		NEG	B+			NEG		B+	NEG
XS1605397394	TCZIRA 6.125 22	05/2022	USD	6.167	B2		NEG	B+			STABLE		NR	
XS1613091500	QNBFB 4.875 22	05/2022	USD	5.693	B1		NEG	B+			STABLE			
XS1622626379	VAKBN 5.625 22	05/2022	USD	6.364	B2	WR	NEG	B+			STABLE		NR	
USM8931TAF68	GARAN 5.25 22	09/2022	USD	5.66	B2		NEG	B+			STABLE		NR	
XS1684378208	EXCRTU 4.25 22	09/2022	USD	6.368	B2	B2	NEG	B+			STABLE		NR	
US900123BZ27	TURKEY 6.25 22	09/2022	USD	5.894	B1		NEG	BB-			STABLE	NR	B+u	STABLE
XS0847042024	ISCTR 6 22	10/2022	USD	7.342	Caa2		NEG	B			NEG		B+	NEG
USM0375YAK49	AKBNK 5 22	10/2022	USD	6.114	B2		NEG	B+			NEG			
XS0848940523	AEFES 3.375 22	11/2022	USD	4.488	B1u		NEG	B+			STABLE	BBB-	BBB-	STABLE
XS0849728190	VAKBN 6 22	11/2022	USD	7.251	Caa3	WR	NEG	B			STABLE		NR	
US032523AA09	AEFES 3.375 22	11/2022	USD	4.468	B1u		NEG	B+			STABLE	BBB-	BBB-	STABLE
US0861979440	YKBNK 5.5 22	12/2022	USD	7.551	Caa1		NEG	B			NEG		NR	
XS1750996206	TSKBTI 5.5 23	01/2023	USD	7.077	B3		NEG	B+			STABLE			
XS1711581337	FCFIN 6 23	01/2023	USD	7.931				B+			NEG			
XS1747548532	PETKM 5.875 23	01/2023	USD	7.793	B2		NEG	B			STABLE			
XS1760780731	VAKBN 5.75 23	01/2023	USD	7.069	B2	WR	NEG	B+			STABLE			
XS1379145656	KCHOL 5.25 23	03/2023	USD	5.804	B1		NEG	B+				BB-	BB-	STABLE
XS1788516679	YKBNK 6.1 23	03/2023	USD	6.561	B2		NEG	B+			NEG		NR	
XS1576037284	GARAN 5.875 23	03/2023	USD	6.325	B2		NEG	B+			STABLE		NR	
US900123CA66	TURKEY 3.25 23	03/2023	USD	6.163	B1	B1	NEG	BB-			STABLE		B+u	STABLE
US0910932788	ACKAF 5 23	04/2023	USD	6.094				BB			STABLE	BB	BB	NEG
US03938HAA14	ACKAF 5 23	04/2023	USD	6.173				BB			STABLE	BB	BB	NEG
XS1586385178	TURKSK 5.004 23	04/2023	USD	6.202	B1		NEG	BB-						
XS1057340009	TURKEY 4.125 23	04/2023	EUR	4.493	B1	B1	NEG	BB-			STABLE		B+u	STABLE
XS1807502668	RGYAST 7.25 23	04/2023	USD	13.517	B2		NEG	B+ *						
XS1691349010	TCZIRA 5.125 23	09/2023	USD	6.754	B2		NEG	B+			STABLE		NR	
XS1496463297	EXCRTU 5.375 23	10/2023	USD	6.885	B2	B2	NEG	B+			STABLE		NR	
XS1003016018	ISCTR 7.85 23	12/2023	USD	8.208	Caa3		NEG	B			NEG		B+	NEG
US900123CR91	TURKEY 7.25 23	12/2023	USD	6.71	B1	B1	NEG	BB-			STABLE		B+u	STABLE
XS1917720911	EXCRTU 8.25 24	01/2024	USD	7.346	B2	B2	NEG	B+			STABLE		NR	
US900123CF53	TURKEY 5.75 24	03/2024	USD	6.679	B1	B1	NEG	BB-			STABLE		B+u	STABLE
XS1970705528	VAKBN 8.125 24	03/2024	USD	7.911	B2	WR	NEG	B+			STABLE		NR	
XS1578203462	ISCTR 6.125 24	04/2024	USD	7.165	B3		NEG	B+			NEG		B+	NEG
XS1814962582	EXCRTU 6.125 24	05/2024	USD	7.172	B2	B2	NEG	B+			STABLE		NR	
XS1028951264	TURKTI 4.875 24	06/2024	USD	6.294				BB-			STABLE		BB-	STABLE
XS1634372954	YKBNK 5.85 24	06/2024	USD	7.108	B2		NEG	B+			NEG		NR	
US900123CV04	TURKEY 6.35 24	08/2024	USD	6.783	B1	B1	NEG	BB-			STABLE		B+u	STABLE
XS1959391019	QNBFB 6.875 24	09/2024	USD	6.715	B1		NEG	B+			STABLE			
XS1577950402	CCOLAT 4.215 24	09/2024	USD	4.575	B1		NEG	BB						
JP579200AEM8	TURKEY 1.05 24	09/2024	JPY	1.084	B1		NEG	B+			STABLE		B+u	STABLE
XS1958649854	YKBNK 8.25 24	10/2024	USD	7.506	B2		NEG	B+			NEG		NR	
XS1686704948	TUPRST 4.5 24	10/2024	USD	7.462	B1		NEG	BB-			NEG			
US900123CW86	TURKEY 5.6 24	11/2024	USD	6.816	B1	B1	NEG	BB-			STABLE		B+u	STABLE
XS1141043296	TURKSK 4.489 24	11/2024	USD	6.544	B1		NEG	BB-						
XS2100270508	TSKBTI 6 25	01/2025	USD	8	B3		NEG	B+			STABLE			
US900123AW05	TURKEY 7.375 25	02/2025	USD	7.046	B1	B1	NEG	BB-			STABLE	NR	B+u	STABLE
XS2112797290	VAKBN 5.25 25	02/2025	USD	7.971	B2	WR	NEG	B+			STABLE		NR	
XS1955059420	TURKTI 6.875 25	02/2025	USD	6.77				BB-			STABLE	BB-	BB-	STABLE
XS1961766596	KCHOL 6.5 25	03/2025	USD	6.819	B1		NEG	B+				BB-	BB-	STABLE
US900123CX69	TURKEY 4.25 25	03/2025	USD	6.906	B1	B1	NEG	BB-			STABLE		B+u	STABLE
XS1843443356	TURKEY 4.625 25	03/2025	EUR	5.243	B1	B1	NEG	BB-			STABLE		B+u	STABLE
XS1210422074	AKBNK 5.125 25	03/2025	USD	7.134	B2		NEG	B+			NEG			
XS1629918415	TURKEY 3.25 25	06/2025	EUR	5.26	B1	B1	NEG	BB-			STABLE		B+u	STABLE
XS1298711729	TECELLT 5.75 25	10/2025	USD	6.389	B1u		NEG	BB-			STABLE	BB-	BB-	STABLE
XS1909184753	TURKEY 5.2 26	02/2026	EUR	5.717	B1	B1	NEG	BB-			STABLE		B+u	

Kredi Notları -Türk ve Yurtdışı Devlet ve Özel Sektör Eurotahvilleri

İŞ YATIRIM

Rapor Terimlerini Açıklayıcı Doküman

Ülke ve Şirket Görünüm & Nottarı		Vade ↑	Kur	Getiri (%)	Moody's			Fitch			S&P		
ISIN	Ticker				Rating	Uzun Dönem YP	Görünüm	Rating	Uzun Dönem YP	Görünüm	Rating	Uzun Dönem YP	Görünüm
XS1218289103	MEX 4 2115	03/2115	EUR	4.607	Baa1	Baa1	NEG	BBB-	STABLE	BBB	BBB	NEG	
BRAZIL													
US46556MAF95	ITAU 5.65 22	03/2022	USD	4.183	Ba3		STABLE	B+					
US105756AR10	BRAZIL 8.875 24	04/2024	USD	2.514	Ba2	Ba2	STABLE	BB-	NEG	BB-	BB-	STABLE	
USP1905CAE05	BRFSBZ 4.75 24	05/2024	USD	5.168	Ba2		STABLE	BB	STABLE	BB-	BB-	STABLE	
US105756BV13	BRAZIL 4.25 25	01/2025	USD	3.224	Ba2	Ba2	STABLE	BB-	NEG	BB-	BB-	STABLE	
US105756AE07	BRAZIL 10.125 27	05/2027	USD	4.404	Ba2	Ba2	STABLE	BB-	NEG	BB-	BB-	STABLE	
US105756BB58	BRAZIL 8.25 34	01/2034	USD	5.965	Ba2	Ba2	STABLE	BB-	NEG	BB-	BB-	STABLE	
UNITED STATES													
US759468AC51	RILIN 5.4 22	02/2022	USD	2.586	Baa2		STABLE			BBB+			
GT2	T 0.125 22	04/2022	USD	0.145	#N/A Fiekl		STABLE	#N/A Fi	STABLE	#N/A Field	AA+u	STABLE	
GT3	T 0.125 23	05/2023	USD	0.183	#N/A Fiekl		STABLE	#N/A Fi	STABLE	#N/A Field	AA+u	STABLE	
USU12763AD75	CEMEX 6 24	04/2024	USD	6.852			BB			BB -			
GT5	T 0.375 25	04/2025	USD	0.308	#N/A Fiekl		STABLE	#N/A Fi	STABLE	#N/A Field	AA+u	STABLE	
GT10	T 0.625 30	05/2030	USD	0.643	#N/A Fiekl		STABLE	#N/A Fi	STABLE	#N/A Field	AA+u	STABLE	
GT30	T 1.25 50	05/2050	USD	1.327	#N/A Fiekl		STABLE	#N/A Fi	STABLE	#N/A Field	AA+u	STABLE	
BRITISH VIRGIN													
USG21895AC44	CNPCC 5.95 41	04/2041	USD	3.212	A2		STABLE	A+		A			
SOUTH AFRICA													
XS1113141441	SOAFSK 3.903 20	06/2020	USD	-0.822	Ba1		NEG	BB		BB-			
XS0579851949	ESKOM 5.75 21	01/2021	USD	13.245	Caa1	Caa1	NEG		NEG	CCC+	CCC+	NEG	
XS0809571739	SAFTRA 4 22	07/2022	USD	6.834	Ba1 *-		BBu		NEG	BB-	BB-	STABLE	
US836205AQ75	SOAF 4.665 24	01/2024	USD	4.539	Ba1	Ba1	NEG	BB	NEG	BB-	BB-	STABLE	
XS1187065443	ESKOM 7.125 25	02/2025	USD	11.273	Caa1	Caa1	NEG		NEG	CCC+	CCC+	NEG	
US836205AR58	SOAF 5.875 25	09/2025	USD	5.454	Ba1	Ba1	NEG	BB	NEG	BB-	BB-	STABLE	
US836205AS32	SOAF 5.375 44	07/2044	USD	7.128	Ba1	Ba1	NEG	BB	NEG	BB-	BB-	STABLE	
LUXEMBOURG													
USP98088AA83	VOTORA 7.25 41	04/2041	USD	6.515	Ba1		NEG	BBB-		BBB-			
GEORGIA													
XS0800346362	GRAIL 7.75 22	07/2022	USD	8.09				BB-	NEG	B+	B+	DEVELOP	
KAZAKHSTAN													
XS0867478124	HSBKKZ 5.5 22	12/2022	USD	5.692		WR	POS	BB+	POS	BB	BB	STABLE	
XS1120709669	KAZAKS 3.875 24	10/2024	USD	1.915	Baa3	(P)Baa3	POS	BBB	STABLE	BBB-	BBB-	STABLE	
XS1263054519	KAZAKS 5.125 25	07/2025	USD	2.165	Baa3	(P)Baa3	POS	BBB	STABLE	BBB-	BBB-	STABLE	
XS1120709826	KAZAKS 4.875 44	10/2044	USD	3.674	Baa3	(P)Baa3	POS	BBB	STABLE	BBB-	BBB-	STABLE	
XS1263139856	KAZAKS 6.5 45	07/2045	USD	4.054	Baa3	(P)Baa3	POS	BBB	STABLE	BBB-	BBB-	STABLE	
NETHERLANDS													
US71645WAR25	PETBRA 5.375 21	01/2021	USD	2.777	Ba2		STABLE	BB-		BB-			
US71647NAP42	PETBRA 8.375 21	05/2021	USD	2.94	Ba2		STABLE	BB-		BB-			
US71647NAF69	PETBRA 4.375 23	05/2023	USD	4.453	Ba2		STABLE	BB-		BB-			
US71647NAM11	PETBRA 6.25 24	03/2024	USD	5.393	Ba2		STABLE	BB-		BB-			
XS0982711714	PETBRA 4.75 25	01/2025	EUR	4.797	Ba2		STABLE	BB-		BB-			
XS1813724603	TEVA 4.5 25	03/2025	EUR	4.497	Ba2		NEG	BB-u		BB -			
XS1211044075	TEVA 1.875 27	03/2027	EUR	4.483	Ba2		NEG	BB-u		BB -			
XS1706923148	FCFIN 7.25 27	11/2027	USD	8.03	B2		NEG	B-	NEG				
XS1439749364	TEVA 1.625 28	10/2028	EUR	4.496	Ba2		NEG	BB-u		BB -			
US71647NAN93	PETBRA 6.85 2115	06/2115	USD	7.61	Ba2		STABLE	BB-		BB-			
INDONESIA													
USY7138AA89	PERTIJ 5.25 21	05/2021	USD	2.376	Baa2		STABLE	BBB	STABLE	BBB	BBB	NEG	
ARGENTINA													
USP989MJBEO4	YPFDAR 8.5 25	07/2025	USD	22.945	Caa3		NEG	CCC		CCC+		NEG	
US040114GL81	ARGENT 8.28 33	12/2033	USD	15.712	Ca	Ca	NEG	WD		CC	SD		
US040114GK09	ARGENT 3.75 38	12/2038	USD	13.602	Ca	Ca	NEG	WD		CC	SD		
AZERBAIJAN													
XS1678622090	AZERBJ 2.82 21	09/2021	USD	1.947	Ba2u		STABLE	BB+	NEG		BB+	STABLE	
XS0903465127	SOIAZ 4.75 23	03/2023	USD	3.806	Ba2		STABLE	BB+	NEG	BB-	BB-	STABLE	
XS1044540547	AZERBJ 4.75 24	03/2024	USD	3.592	Ba2u		STABLE	BB+	NEG		BB+	STABLE	
XS1319820897	SGCAZE 6.875 26	03/2026	USD	4.784	Ba2		STABLE	BB+					
XS1196496688	SOIAZ 6.95 30	03/2030	USD	5.858	NR		STABLE	BB+	NEG	BB-	BB-	STABLE	
CZECH													
XS1816296062	ENGPRO 4.5 24	05/2024	EUR	5.811				BB-	STABLE	B+	B+	NEG	
IVORY COAST													
XS1793329225	IVYCS 5.25 30	03/2030	EUR	7.038	Ba3	Ba3	STABLE	B+	POS				
SENEGAL													
XS1790104530	SENEGL 4.75 28	03/2028	EUR	6.49	Ba3	Ba3	STABLE			B+	B+	STABLE	
ROMANIA													
XS1313004928	ROMANI 3.875 35	10/2035	EUR	3.841	Baa3	Baa3	NEG	BBB-	NEG	BBB-	BBB-	NEG	
XS1768074319	ROMANI 3.375 38	02/2038	EUR	3.756	Baa3	Baa3	NEG	BBB-	NEG	BBB-	BBB-	NEG	
XS1968706876	ROMANI 4.625 49	04/2049	EUR	4.465	Baa3	Baa3	NEG	BBB-	NEG	BBB-	BBB-	NEG	
Grand Total													

Moody's S&P Fitch Açıklama

Diğer Göstergeler

İŞ YATIRIM \$

[Rapor Terimlerini Açıklayıcı Doküman](#)

GOÜ Tahvil Perf.2Y Rates			
Ülke	15/05	14/05	1G Δ
Çek	0.19	0.17	▲ 16%
Cin	1.40	1.43	▼ -2%
G. Kore	0.84	0.84	▬ 0%
G.Afrika	4.41	4.67	▼ -6%
Hindistan	4.50	4.47	▬ 1%
Macaristan	1.05	1.14	▼ -8%
Meksika	5.18	4.94	▬ 5%
Polonya	0.49	0.51	▼ -4%
Rusya	4.57	4.82	▼ -5%
Singapur	0.24	0.25	▼ -5%
Tayland	0.63	0.62	▬ 1%

Türkiye Cross Cur. Swap (USD↔TRY / Rate%)			
Vade	15/05	14/05	1G Δ
1 Yıl	14.38	15.25	▼ -0.87
2 Yıl	13.65	14.25	▬ -0.60
3 Yıl	13.06	13.46	▲ -0.40
4 Yıl	12.59	12.98	▲ -0.39
5 Yıl	12.19	12.76	▬ -0.57
6 Yıl	11.91	12.45	▬ -0.54
7 Yıl	11.71	12.21	▬ -0.50
8 Yıl	11.56	11.84	▲ -0.29
9 Yıl	11.44	11.72	▲ -0.28
10 Yıl	11.33	11.77	▲ -0.44

Gelişmiş Ülkeler 2y			
Ülke	2Y Faiz(%)		
	15/05	14/05	Değişim BPS
ABD	0.15	0.16	▼ -1.29
Almanya	-0.75	-0.75	▼ 0.05
İngiltere	-0.04	-0.04	▼ 0.07
Fransa	-0.54	-0.55	▼ 0.92
İspanya	-0.28	-0.28	▼ 0.59
İtalya	0.70	0.64	▲ 6.28
<i>Türkiye</i>	<i>9.15</i>	<i>9.16</i>	<i>▼ -1.00</i>

GOÜ Eurobond Perf.			
Ülke	15/05	14/05	1G Δ
Arjantin	143	134	▲ 7.0%
Brezilya	1,295	1,306	▼ -0.8%
Çek	548	546	▼ 0.3%
Cin	702	694	▼ 1.1%
G.Afrika	367	366	▼ 0.0%
Macaristan	677	672	▼ 0.7%
Meksika	711	711	▼ 0.1%
Polonya	1,386	1,380	▼ 0.4%
Rusya	770	775	▼ -0.6%
Türkiye	931	935	▼ -0.5%

Cross Currency Swap (5yr)			
Ülke	15/05	14/05	1G Δ
Çin	1.62	1.62	▼ 0%
Macaristan	3.03	3.03	▼ 0%
G.Kore	-0.03	-0.01	▲ 150%
Rusya	4.10	4.20	▼ -2%
Tayland	0.54	0.68	▼ -21%
Türkiye	12.19	12.76	▼ -4%

Gelişmiş Ülkeler 10y			
Ülke	10Y Faiz(%)		
	15/05	14/05	Değişim BPS
ABD	0.62	0.65	▼ -3.07
Almanya	-0.55	-0.53	▼ -1.16
İngiltere	0.20	0.21	▼ -0.62
Fransa	-0.05	-0.05	▼ 0.35
İspanya	0.74	0.73	▬ 1.24
İtalya	1.82	1.80	▬ 1.50
<i>Türkiye</i>	<i>13.21</i>	<i>13.12</i>	<i>▲ 9.00</i>

*JP EM Eurobond Index



İletişim Bilgileri

SGMK Yurtiçi Piyasalar

Serhat Devecioğlu
sdevecioglu@isyatirim.com.tr

Evrin Erten Başar
ebasar@isyatirim.com.tr

Burak Seçkin
bseckin@isyatirim.com.tr

Araştırma

Emre Sezan, CFA
esezan@isyatirim.com.tr

Ahmet Toker
atoker@isyatirim.com.tr

Eurotahviller

Pinar Ozyuksel
pozyuksel@isyatirim.com.tr

Tolga Murat
tmurat@isyatirim.com.tr

Ali Ardan Ayberk
aayberk@isyatirim.com.tr

[Rapor Terimlerini Açıklayıcı Doküman](#)

<https://www.isyatirim.com.tr/tr-tr/analiz/Sayfalar/sqmk.aspx>



Burada yer alan bilgiler İş Yatırım Menkul Değerler A.Ş. tarafından bilgilendirme amacı ile hazırlanmıştır. Yatırım bilgi, yorum ve tavsiyeleri yatırım danışmanlığı kapsamında değildir. Yatırım danışmanlığı hizmeti; aracı kurumlar, portföy yönetim şirketleri, mevduat kabul etmeyen bankalar ile müşteri arasında imzalanacak yatırım danışmanlığı sözleşmesi çerçevesinde sunulmaktadır. Burada yer alan yorum ve tavsiyeler, yorum ve tavsiyede bulunanların kişisel görüşlerine dayanmaktadır. Herhangi bir yatırım aracının alım-satım önerisi ya da getiri vaadi olarak yorumlanmamalıdır. Bu görüşler mali durumunuz ile risk ve getiri tercihlerinize uygun olmayabilir. Bu nedenle, sadece burada yer alan bilgilere dayanarak yatırım kararı verilmesi beklentilerinize uygun sonuçlar doğurmayabilir.

Burada yer alan fiyatlar, veriler ve bilgilerin tam ve doğru olduğu garanti edilemez; içerik, haber verilmeksizin değiştirilebilir. Tüm veriler, İş Yatırım Menkul Değerler A.Ş. tarafından güvenilir olduğuna inanılan kaynaklardan alınmıştır. Bu kaynakların kullanılması nedeni ile ortaya çıkabilecek hatalardan İş Yatırım Menkul Değerler A.Ş. sorumlu değildir.

Bu içeriğe ilişkin tüm telif hakları İş Yatırım Menkul Değerler A.Ş.'ye aittir. Bu içerik, açık iznimiz olmaksızın başkaları tarafından herhangi bir amaçla, kısmen veya tamamen çoğaltılamaz, dağıtılamaz, yayımlanamaz veya değiştirilemez.