SGMK Günlük Bülten

07/04/2020

Türk Eurotahvilleri

İŞ YATIRIM

Rapor Terimlerini Açıklayıcı Doküman

*Vadelerine göre sıralanmıştır.

Tanım	Enstrüman	Kupon	Vade ↕	İhraç Büyüklüğü (mlyr)	Alış Fiyatı	Satış Fiyatı	Birikmiş Faiz	Alış Getiri (%)	Satış Getiri (%)	Minimum İşlem Büyüklüğü	Fiyat Performansı 1A(Δ %)	Fiyat Performansı 1Y(Δ %)	Dur.	Payment Rank
USD Cinsinden														
Devlet Eurotahvilleri														
US900123AX87	TURKEY 7 20	7.00	05/06/20	2,000	99.840	100.095	2.41	7.84	6.25	2,000	-1.01	-1.69	0.154	Sr Unsecured
US900123BH29	TURKEY 5.625 21	5.63	30/03/21	2,000	97.351	98.200	0.14	8.50	7.57	100,000	-4.30	-2.21	0.924	Sr Unsecured
US900123BY51	TURKEY 5.125 22	5.13	25/03/22	1,000	92.332	93.200	0.20	9.49	8.98	200,000	-9.03	-4.95	1.801	Sr Unsecured
US900123BZ27	TURKEY 6.25 22	6.25	26/09/22	2,500	92.384	93.367	0.23	9.80	9.32	200,000	-11.21	-7.21	2.205	Sr Unsecured
US900123CA66	TURKEY 3.25 23	3.25	23/03/23	1,500	85.155	85.655	0.14	9.08	8.87	200,000	-11.82	-4.93	2.705	Sr Unsecured
US900123CR91	TURKEY 7.25 23	7.25	23/12/23	2,000	92.518	93.412	2.13	9.69	9.39	200,000	-13.97	-9.30	3.080	Sr Unsecured
US900123CF53	TURKEY 5.75 24	5.75	22/03/24	2,500	87.226	88.162	0.27	9.72	9.40	200,000	-14.90	-8.93	3.390	Sr Unsecured
US900123CV04	TURKEY 6.35 24	6.35	10/08/24	2,250	88.208	89.191	1.04	9.74	9.44	200,000	-15.42		3.608	Sr Unsecured
US900123CW86	TURKEY 5.6 24	5.60	14/11/24	2,500	85.156	86.123	2.26	9.67	9.38	200,000	-15.97		3.786	
US900123AW05	TURKEY 7.375 25	7.38	05/02/25	3,250	90.815	91.330	1.31	9.80	9.66	2,000	-16.70	-10.96	3.863	Sr Unsecured
US900123CX69	TURKEY 4.25 25	4.25	13/03/25	2,000	79.302	80.289	0.66	9.61	9.32	200,000	-16.79		4.202	
US900123CJ75	TURKEY 4.25 26	4.25	14/04/26	1,500	77.459	78.357	2.07	9.21	8.99	200,000	-17.36	-8.93	4.904	Sr Unsecured
US900123CK49	TURKEY 4.875 26	4.88	09/10/26	3,000	77.892	78.922	0.00	9.51	9.26	200,000	-18.53	-10.65	5.265	Sr Unsecured
US900123CL22	TURKEY 6 27	6.00	25/03/27	3,250	82.991	83.980	0.23	9.38	9.16	200,000	-18.08	-10.05	5.394	Sr Unsecured
US900123CP36	TURKEY 5.125 28	5.13	17/02/28	2,000	78.250	78.750	0.74	9.05	8.95	200,000	-18.76	-9.94	6.034	Sr Unsecured
US900123CQ19	TURKEY 6.125 28	6.13	24/10/28	2,000	81.750	82.250	2.81	9.26	9.17	200,000	-19.69	-11.29	6.062	Sr Unsecured
US900123CT57	TURKEY 7.625 29	7.63	26/04/29	3,000	87.904	88.885	3.45	9.66	9.48	200,000	-20.31	-11.78	5.995	Sr Unsecured
US900123AL40	TURKEY 11.875 30	11.88	15/01/30	1,500	113.500	114.500	2.77	9.70	9.55	1,000	-19.64	-13.16	5.852	Sr Unsecured
US900123CY43	TURKEY 5.25 30	5.25	13/03/30	2,000	75.186	76.195	0.82	9.09	8.91	200,000	-20.29		7.098	
US900123AT75	TURKEY 8 34	8.00	14/02/34	1,500	92.555	93.200	1.22	8.95	8.86	2,000	-19.04	-9.88	7.945	Sr Unsecured
US900123AY60	TURKEY 6.875 36	6.88	17/03/36	2,750	81.760	82.535	0.42	9.06	8.95	2,000	-20.84	-11.27	8.820	Sr Unsecured
US900123BB58	TURKEY 7.25 38	7.25	05/03/38	1,000	84.360	85.145	0.68	9.03	8.93	2,000	-21.49	-11.12	9.148	Sr Unsecured
US900123BG46	TURKEY 6.75 40	6.75	30/05/40	2,000	78.037	79.084	2.42	9.16	9.02	100,000	-22.38	-13.13	9.433	Sr Unsecured
US900123BJ84	TURKEY 6 41	6.00	14/01/41	3,000	72.120	73.319	1.42	8.99	8.82	200,000	-22.19	-13.15	9.972	Sr Unsecured
US900123CB40	TURKEY 4.875 43	4.88	16/04/43	3,000	65.545	66.280	2.34	8.24	8.14	200,000	-22.04	-12.23	11.040	Sr Unsecured
US900123CG37	TURKEY 6.625 45	6.63	17/02/45	3,000	76.325	77.145	0.96	9.03	8.93	200,000	-22.71	-13.66	10.294	Sr Unsecured
US900123CM05	TURKEY 5.75 47	5.75	11/05/47	3,500	69.410	70.200	2.36	8.71	8.61	200,000	-21.72	-13.81	10.782	Sr Unsecured
Sukuk														
XS1303467077	TURKSK 4.251 21	4.25	08/06/21	1,000	95.822	96.669	1.43	8.07	7.27	200,000	-4.83	-0.89	1.090	Sr Unsecured
XS1816199373	TURKSK 5.8 22	5.80	21/02/22	2,000	95.415	96.447	0.77	8.50	7.88	200,000	-7.36	-2.88	1.712	Sr Unsecured
XS1586385178	TURKSK 5.004 23	5.00	06/04/23	1,250	91.159	91.905	0.04	8.41	8.10	200,000	-10.54	-3.94	2.694	Sr Unsecured
XS1141043296	TURKSK 4.489 24	4.49	25/11/24	1,000	84.626	85.581	1.67	8.58	8.30	200,000	-14.86	-5.69	3.943	Sr Unsecured
Özel Sektör Eurotahvilleri														
Finansal Kuruluşlar														
XS1121459074	ISCTR 5 20	5.00	30/04/20	750	99.414	100.172	2.21	14.36	2.14	200,000	-0.59	1.54	0.058	Sr Unsecured
XS1188073081	HALKBK 4.75 21	4.75	11/02/21	500	93.964	95.556	0.77	12.51	10.38	200,000	-4.37	6.35	0.782	Sr Unsecured
USM8931TAA71	GARAN 6.25 21	6.25	20/04/21	500	97.349	98.277	2.93	8.99	8.02	200,000	-4.76	-1.80	0.945	Sr Unsecured
XS1223394914	TCZIRA 4.75 21	4.75	29/04/21	500	95.200	96.457	2.11	9.62	8.31	200,000	-4.94	0.64	0.976	Sr Unsecured
XS1412393172	TSKBTI 4.875 21	4.88	18/05/21	300	95.207	96.293	1.91	9.51	8.43	200,000	-4.99	0.69	1.026	Sr Unsecured
XS1079527211	ISCTR 5 21	5.00	25/06/21	750	95.089	96.201	1.44	9.36	8.35	200,000	-5.32	0.52	1.124	Sr Unsecured
XS1439838548	HALKBK 5 21	5.00	13/07/21	500	92.644	93.782	1.19	11.40	10.36	200,000	-5.58	5.21	1.160	Sr Unsecured
XS1390320981	ISCTR 5.375 21	5.38	06/10/21	750	94.186	95.194	0.04	9.65	8.88	200,000	-6.87	-0.68	1.387	Sr Unsecured
XS1508914691	VAKBN 5.5 21	5.50	27/10/21	500	93.994	95.187	2.48	9.76	8.88	200,000	-7.08	-1.05	1.402	Sr Unsecured
XS1571399754	YKBNK 5.75 22	5.75	24/02/22	600	94.026	95.486	0.72	9.28	8.39	200,000	-7.19	-1.08	1.714	Sr Unsecured
XS1508390090	ISCTR 5.5 22	5.50	21/04/22	600	91.797	92.382	2.57	10.05	9.71	200,000	-9.32	-2.30	1.806	Sr Unsecured
XS1605397394	TCZIRA 5.125 22	5.13	03/05/22	600	89.436	90.638	2.22	10.96	10.26	200,000	-9.89	-3.23	1.838	Sr Unsecured
XS1613091500	QNBFB 4.875 22	4.88	19/05/22	750	91.140	92.114	1.90	9.60	9.05	200,000	-9.17	-4.77	1.899	Sr Unsecured
XS1622626379	VAKBN 5.625 22	5.63	30/05/22	500	91.174	92.404	2.02	10.31	9.62	200,000	-9.48	-2.36	1.906	Sr Unsecured
USM8931TAF68	GARAN 5.25 22	5.25	13/09/22	750	91.206	92.383	0.38	9.38	8.80	200,000	-9.77	-3.81	2.197	Sr Unsecured
XS0847042024	ISCTR 6 22	6.00	24/10/22	1,000	87.250	88.380	2.75	11.96	11.39	200,000	-11.91	-2.83	2.184	Subordinated
USM0375YAK49	AKBNK 5 22	5.00	24/10/22	500	90.108	91.146	2.29	9.46	8.97	150,000	-10.28	-3.86	2.248	Sr Unsecured
XS0849728190	VAKBN 6 22	6.00	01/11/22	672	87.117	88.804	2.63	11.98	11.14	200,000	-11.81	-2.64	2.204	Subordinated
XS0861979440	YKBNK 5.5 22	5.50	06/12/22	1,000	85.386	86.583	1.88	12.08	11.49	200,000	-12.69	-2.93	2.308	Subordinated
XS1750996206	TSKBTI 5.5 23	5.50	16/01/23	350	88.515	89.364	1.27	10.37	9.98	200,000	-10.77	0.02	2.437	Sr Unsecured
XS1711581337	FCFIN 6 23	6.00	25/01/23	300	90.963	94.061	1.23	9.76	8.42	200,000	-7.03	6.66	2.462	Sr Unsecured
XS1760780731	VAKBN 5.75 23	5.75	30/01/23	650	88.675	89.918	1.10	10.50	9.94	200,000	-10.80	-2.79	2.465	Sr Unsecured
XS1788516679	YKBNK 6.1 23	6.10	16/03/23	500	90.248	91.519	0.39	10.01	9.47	200,000	-10.50	-2.91	2.584	Sr Unsecured
XS1576037284	GARAN 5.875 23	5.88	16/03/23	500	90.102	91.246	0.38	9.83	9.35	200,000	-11.56	-5.63	2.593	Sr Unsecured
XS1691349010	TCZIRA 5.125 23	5.13	29/09/23	500	86.891	88.081	0.14	9.65	9.21	200,000	-11.25	-2.04	3.055	Sr Unsecured
XS1003016018	ISCTR 7.85 23	7.85	10/12/23	400	89.887	91.943	2.59	11.28	10.55	200,000	-13.19	-1.89	2.985	Subordinated
XS1970705528	VAKBN 8.125 24	8.13	28/03/24	600	92.077	92.957	0.25	10.62	10.33	200,000	-14.15	-6.10	3.269	Sr Unsecured
XS1578203462	ISCTR 6.125 24	6.13	25/04/24	1,250	85.240	86.127	2.79	10.71	10.41	200,000	-15.04	-4.03	3.316	Sr Unsecured
XS1634372954	YKBNK 5.85 24	5.85	21/06/24	500	85.215	86.178	1.76	10.26	9.95	200,000	-14.32	-4.84	3.495	Sr Unsecured
XS1959391019	QNBFB 6.875 24	6.88	07/09/24	650	89.984	91.158	0.61	9.72	9.36	200,000	-14.81	-8.88	3.649	Sr Unsecured
XS1958649854	YKBNK 8.25 24	8.25	15/10/24	500	91.683	93.174	3.99	10.61	10.17	200,000	-14.87	-6.56	3.491	Sr Unsecured
XS2100270508	TSKBTI 6 25	6.00	23/01/25	400	82.907	83.554	1.27	10.64	10.44	200,000	-16.20		3.903	
XS2112797290	VAKBN 5.25 25	5.25	05/02/25	750	80.097	81.188	0.93	10.62	10.29	200,000	-16.15		3.998	
XS1210422074	AKBNK 5.125 25	5.13	31/03/25	500	80.470	82.154	0.13	10.23	9.73	200,000	-17.04	-8.72	4.170	Sr Unsecured
XS1301525207	ALBRK 10.5 25	10.50	30/11/25	250	98.534	100.219	3.76	9.96	9.56	200,000	-0.72	0.40	0.583	Subordinated
XS1376681067	YKBNK 8.5 26	8.50	09/03/26	500	86.324	88.600	0.71	11.30	10.72	200,000	-13.85	-7.21	0.797	Subordinated
XS1396282177	ALNTF 8.75 26	8.75	16/04/26	300	89.297	90.880	4.20	10.95	10.56	200,000	-11.69	-4.93	0.866	Subordinated
XS1574750292	AKBNK 7.2 27	7.20	16/03/27	500	81.852	82.994	0.46	9.82	9.55	200,000	-16.40	-6.67	1.669	Subordinated
XS1584113184	TSKBTI 7.625 27	7.63	29/03/27	300	86.582	87.677	0.21	9.29	9.06	200,000	-12.26	3.51	1.723	Subordinated
XS1617531063	GARAN 6.125 27	6.13	24/05/27	750	73.156	74.995	2.30	10.78	10.33	200,000	-22.59	-14.56	1.755	Subordinated
XS1655085485	ODEABK 7.625 27	7.63	01/08/27	300	69.890	75.146	1.44	13.83	12.42	200,000	-5.27	-9.54	1.873	Subordinated
XS1551747733	VAKBN 8 27	8.00	01/11/27	228	82.496	83.624	3.51	10.50	10.25	200,000	-16.27	-2.90	2.080	Subordinated
XS1706923148	FCFIN 7.25 27	7.25	09/11/27	150	95.146	97.113	3.02	7.19	6.84	200,000	-3.11	16.91	2.226	Subordinated
XS1386178237	FCFIN 7.75 27	7.75	24/11/27	300	0.000	0.000	0.28	0.00	0.00	200,000			0.000	Subordinated
XS1772360803	AKBNK 6.797 28	6.80	27/04/28	400	73.636	75.420	3.06	10.59	10.18	200,000	-22.29	-12.41	2.433	Subordinated
XS1623796072	ISCTR 7 28	7.00	29/06/28	500	77.324	79.160	1.94	10.51	10.12	200,000	-18.41	-3.08	2.622	Subordinated
XS2106022754	ISCTR 7.75 30	7.75	22/01/30	750	73.865	75.298	1.66	11.89	11.58	200,000	-23.54		3.598	
Finans Dışı														
XS0922615819	KCHOL 3.5 20	3.50	24/04/20	750	99.313	100.033	1.60	18.79	2.71	200,000	-0.38	1.39	0.041	Sr Unsecured
XS1132450427	YASARH 8.875 20	8.88	06/05/20	0	90.508	102.097	0.00	1219.47	-229.63	200,000			0.000	Sr Unsecured
XS0927634807	SISETI 4.25 20	4.25	09/05/20	300	99.075	100.134	1.77	14.87	2.64	200,000	-0.48	-0.16	0.083	Sr Unsecured
XS0957598070	MERSIN 5.875 20	5.88	12/08/20	0	0.000	0.000	0.00	0.00	0.00	200,000			0.000	Sr Unsecured
XS1505149325	KFINKK 5.136 21	5.14	02/11/21	500	98.115	99.106	2.25	6.42	5.74	200,000	-3.28	-0.07	1.445	Sr Unsecured
XS1132825099	GLYHO 8.125 21	8.13	14/11/21	250	49.464	52.992	3.27	62.30	56.38	200,000	-34.73	-47.70	1.091	Sr Unsecured
XS0848940523	AEFES 3.375 22	3.38	01/11/22	500	88.747	90.064	1.48	8.34	7.72	200,000	-10.17	-4.96	2.336	Sr Unsecured
US032523AA09	AEFES 3.375 22	3.38	01/11/22	500	88.616	90.252	1.48	8.40	7.63	200,000	-10.23	-4.87	2.336	Sr Unsecured
XS1747548532	PETKM 5.875 23	5.88	26/01/23	500	82.182	84.187	1.19	13.75	12.76	200,000	-17.36	-10.63	2.406	Sr Unsecured

Türk Eurotahvilleri

İŞ YATIRIM

Rapor Terimlerini Açıklayıcı Doküman

Tanım	Enstrüman	Kupon	Vade ↕	İhraç Büyüklüğü (mlyr)	Alış Fiyatı	Satış Fiyatı	Birikmiş Faiz	Alış Getiri (%)	Satış Getiri (%)	Minimum İşlem Büyüklüğü	Fiyat Performansı 1A(Δ %)	Fiyat Performansı 1Y(Δ %)	Dur.	Payment Rank
*Vadelerine göre sıralanmıştır.														
XS1379145656	KCHOL 5.25 23	5.25	15/03/23	750	90.198	91.651	0.35	9.13	8.52	200,000	-11.25	-6.47	2.621	Sr Unsecured
US03938HAA14	ACKAF 5 23	5.00	03/04/23	500	91.978	92.511	0.08	8.08	7.86	200,000	-9.79	-3.18	2.690	Sr Unsecured
XS0910932788	ACKAF 5 23	5.00	03/04/23	500	91.618	92.732	0.08	8.22	7.77	200,000	-9.83	-3.19	2.690	Sr Unsecured
XS1807502668	RGYAST 7.25 23	7.25	26/04/23	300	84.294	86.862	3.28	13.72	12.56	200,000	-8.13	2.16	2.498	Sr Unsecured
XS1028951264	TURKTI 4.875 24	4.88	19/06/24	500	88.132	89.333	1.49	8.28	7.91	200,000	-11.68	-3.33	3.611	Sr Unsecured
XS1577950402	CCOLAT 4.215 24	4.22	19/09/24	500	87.923	89.249	0.23	7.45	7.07	200,000	-13.14	-7.13	3.920	Sr Unsecured
XS1686704948	TUPRST 4.5 24	4.50	18/10/24	700	85.627	86.503	2.14	8.38	8.12	200,000	-12.96	-4.75	3.850	Sr Unsecured
XS1955059420	TURKTI 6.875 25	6.88	28/02/25	500	92.034	93.613	0.78	8.92	8.50	200,000	-13.90	-5.90	3.995	Sr Unsecured
XS1961766596	KCHOL 6.5 25	6.50	11/03/25	750	90.332	91.338	0.51	8.97	8.70	200,000	-14.29	-8.19	4.052	Sr Unsecured
XS1298711729	TCELLT 5.75 25	5.75	15/10/25	500	89.487	90.951	2.78	8.15	7.80	200,000	-12.69	-4.41	4.440	Sr Unsecured
XS1961010987	SISETI 6.95 26	6.95	14/03/26	700	89.062	90.263	0.48	9.40	9.11	200,000	-16.61	-9.34	4.655	Sr Unsecured
XS1803215869	TCELLT 5.8 28	5.80	11/04/28	500	87.373	88.138	2.87	7.96	7.82	200,000	-13.45	-2.34	5.958	Sr Unsecured
EUR Cinsinden														
Devlet Eurotahvilleri														
XS0503454166	TURKEY 5.125 20	5.13	18/05/20	2,000	99.905	100.160	4.58	5.74	3.50	50,000	-0.65	-2.72	0.106	Sr Unsecured
XS0993155398	TURKEY 4.35 21	4.35	12/11/21	1,250	96.315	96.730	1.77	6.84	6.55	100,000	-7.05	-6.25	1.453	Sr Unsecured
XS1057340009	TURKEY 4.125 23	4.13	11/04/23	1,000	91.148	92.433	4.10	7.52	7.00	100,000	-11.62	-8.51	2.572	Sr Unsecured
XS1843443356	TURKEY 4.625 25	4.63	31/03/25	1,250	87.500	88.250	0.11	7.75	7.54	100,000	-15.15	-10.96	4.199	Sr Unsecured
XS1629918415	TURKEY 3.25 25	3.25	14/06/25	1,000	82.335	82.900	2.66	7.48	7.33	100,000	-15.29	-9.76	4.344	Sr Unsecured
XS1909184753	TURKEY 5.2 26	5.20	16/02/26	1,500	87.000	87.660	0.75	8.07	7.91	100,000	-17.41	-12.87	4.726	Sr Unsecured
Özel Sektör Eurotahvilleri														
Finansal Kuruluşlar														
XS1403416222	VAKBN 2.375 21	2.38	04/05/21	500	94.966	95.785	2.21	7.43	6.57	100,000	-5.23	-2.61	0.976	Secured
Finans Dışı														
XS1109959467	ACKAF 3.875 21	3.88	16/09/21	350	95.048	96.179	2.18	7.61	6.72	100,000	-6.47	-5.88	1.305	Sr Unsecured
Yen Cinsinden														
Devlet Eurotahvilleri														
JP579200EHQ4	TURKEY 1.81 20	1.81	07/12/20	3,000	100.559	100.594	0.62	0.96	0.90	1,000,000,000	-0.33	-1.64	0.652	Sr Unsecured
JP579200DHQ6	TURKEY 1.81 20	1.81	07/12/20	700	100.508	100.541	0.62	1.04	0.99	700,000,000	-0.33	-1.57	0.652	Sr Unsecured
JP579200KHQ1	TURKEY 1.81 20	1.81	07/12/20	3,700	100.566	100.601	0.62	0.95	0.89	3,700,000,000	-0.33	-1.65	0.652	Sr Unsecured
JP579200BHQ0	TURKEY 1.81 20	1.81	07/12/20	2,000	100.543	100.577	0.62	0.98	0.93	200,000,000	-0.33	-1.63	0.652	Sr Unsecured
JP579200CHQ8	TURKEY 1.81 20	1.81	07/12/20	1,000	100.522	100.556	0.62	1.01	0.96	500,000,000	-0.33	-1.59	0.652	Sr Unsecured
JP579200GHQ9	TURKEY 1.81 20	1.81	07/12/20	3,600	100.565	100.599	0.62	0.95	0.90	1,800,000,000	-0.33	-1.65	0.652	Sr Unsecured
JP579200FHQ1	TURKEY 1.81 20	1.81	07/12/20	2,400	100.549	100.580	0.62	0.97	0.93	1,200,000,000	-0.33	-1.63	0.652	Sr Unsecured
JP579200JHQ3	TURKEY 1.81 20	1.81	07/12/20	3,600	100.565	100.599	0.62	0.95	0.90	3,600,000,000	-0.33	-1.65	0.652	Sr Unsecured
JP579200ABF8	TURKEY 1.87 21	1.87	18/03/21	180,000	101.117	101.167	0.12	0.67	0.62	100,000,000	-0.39	-1.85	0.930	Sr Unsecured
JP579200ACF6	TURKEY 1.47 22	1.47	15/03/22	90,000	101.319	101.419	0.10	0.78	0.72	100,000,000	-0.70	-1.70	1.899	Sr Unsecured
JP579200AEM8	TURKEY 1.05 24	1.05	25/09/24	100,000	99.805	99.805	0.05	1.10	1.10	100,000,000	-0.68	0.28	4.250	Sr Unsecured

Yurtdışı Devlet ve Özel Sektör Eurotahvilleri

İŞ YATIRIM

*Vadelerine göre sıralanmıştır.

Rapor Terimleri

Kodu	Enstrüman	Ülke	Kpn	Vade ↕	İhraç Büyüklüğü (mlyr)	Alış Fiyatı	Satış Fiyatı	Birikmiş Faiz	Alış Getiri (%)	Satış Getiri (%)	Minimum İşlem	Fiyat Performansı 1A(Δ %)	Fiyat Performansı 1Y(Δ %)	Dur.	Payment Rank
USD Cinsi															
XS1241110300	DIBUH 2.921 20	CAYMAN ISLANDS	2.92	03/06/20	750	99.698	100.215	1.02	4.86	1.50	200,000	-0.26	0.60	0.15	Sr Unsecured
XS1113141441	SOAFSK 3.903 20	SOUTH AFRICA	3.90	24/06/20	500	99.699	100.359	1.14	5.29	2.17	200,000	-0.27	-0.15	0.21	Sr Unsecured
USG8600UAA19	SUZANO 5.875 21	CAYMAN ISLANDS	5.88	23/01/21	186	102.528	103.453	1.09	52.79	27.77	100,000				Sr Unsecured
XS0579851949	ESKOM 5.75 21	SOUTH AFRICA	5.75	26/01/21	1,750	83.800	85.508	1.17	29.92	27.02	200,000	-15.47	-14.82	0.69	Sr Unsecured
US71645WAR25	PETBRA 5.375 21	NETHERLANDS	5.38	27/01/21	961	99.282	100.058	1.08	6.29	5.29	2,000	-3.11	-3.44	0.77	Sr Unsecured
USP16259AB20	BBVASM 6.5 21	MEXICO	6.50	10/03/21	750	99.240	100.455	0.52	7.36	5.98	150,000	-3.82	-4.72	0.88	Subordinated
USY7138AAA89	PERTIJ 5.25 21	INDONESIA	5.25	23/05/21	391	100.063	100.954	1.98	5.19	4.37	200,000	-3.52	-3.22	1.06	Sr Unsecured
US71647NAP42	PETBRA 8.375 21	NETHERLANDS	8.38	23/05/21	463	101.635	102.761	3.16	6.83	5.79	2,000	-4.92	-7.00	1.03	Sr Unsecured
XS1678622090	AZERBJ 2.82 21	AZERBAIJAN	2.82	01/09/21	174	99.158	100.839	0.30	3.44	2.21	150,000	-0.71	3.00	1.36	
US91911TAM53	VALEBZ 4.375 22	CAYMAN ISLANDS	4.38	11/01/22	0	0.000	0.000	1.92	0.00	0.00	2,000				Sr Unsecured
US46556MAF95	ITAU 5.65 22	BRAZIL	5.65	19/03/22	1,250	100.306	101.271	0.31	5.48	4.96	200,000	-4.19	-3.24	1.82	Subordinated
USG1315RAG68	BRASKM 5.375 22	CAYMAN ISLANDS	5.38	02/05/22	289	94.179	96.271	2.34	8.50	7.35	200,000	-10.09	-8.46	1.86	Sr Unsecured
XS0800346362	GRAIL 7.75 22	GEORGIA	7.75	11/07/22	500	99.026	100.949	1.89	8.22	7.28	200,000	-9.29	-6.97	2.00	Sr Unsecured
XS0809571739	SAFTRA 4 22	SOUTH AFRICA	4.00	26/07/22	1,000	94.814	95.362	0.81	6.46	6.19	200,000	-6.43	-3.87	2.13	Sr Unsecured
US03512TAC53	ANGSJ 5.125 22	ISLE OF MAN	5.13	01/08/22	750	97.035	97.933	0.97	6.52	6.09	1,000	-8.31	-6.06	2.12	Sr Unsecured
XS0867478124	HSBKKZ 5.5 22	KAZAKHSTAN	5.50	21/12/22	548	97.849	99.023	1.51	6.38	5.89	1	-2.50	-1.93	1.84	Sr Unsecured
XS0863524277	TAQAUH 3.625 23	UAE	3.63	12/01/23	1,250	99.453	100.340	0.88	3.83	3.49	200,000	-4.79	-1.28	2.59	Sr Unsecured
US71654QBG64	PEMEX 3.5 23	MEXICO	3.50	30/01/23	1,144	78.718	80.145	0.67	12.74	12.03	10,000	-20.76	-16.85	2.51	Sr Unsecured
XS0903465127	SOIAZ 4.75 23	AZERBAIJAN	4.75	13/03/23	1,000	100.194	102.926	0.34	4.68	3.69	200,000	-4.41	-0.74	2.71	Sr Unsecured
US71647NAF69	PETBRA 4.375 23	NETHERLANDS	4.38	20/05/23	1,406	94.053	95.190	1.69	6.51	6.09	2,000	-11.03	-6.18	2.80	Sr Unsecured
USP30179AM09	CFELEC 4.875 24	MEXICO	4.88	15/01/24	1,250	94.939	97.691	1.14	6.41	5.56	200,000	-11.75	-6.38	3.36	Sr Unsecured
US836205AQ75	SOAF 4.665 24	SOUTH AFRICA	4.67	17/01/24	1,500	93.590	94.915	1.06	6.61	6.19	100,000	-10.08	-7.21	3.36	Sr Unsecured
US10553YAF25	BRASKM 6.45 24	CAYMAN ISLANDS	6.45	03/02/24	750	94.908	96.085	1.18	8.02	7.65	200,000	-14.30	-12.30	3.28	Sr Unsecured
US71647NAM11	PETBRA 6.25 24	NETHERLANDS	6.25	17/03/24	1,586	98.043	99.275	0.38	6.82	6.46	2,000	-13.76	-8.18	3.43	Sr Unsecured
XS1044540547	AZERBJ 4.75 24	AZERBAIJAN	4.75	18/03/24	1,250	100.879	102.428	0.28	4.50	4.08	200,000	-6.38	-1.63	3.57	Sr Unsecured
USP16259AK29	BBVASM 4.375 24	MEXICO	4.38	10/04/24	750	97.931	99.472	2.18	4.95	4.52	150,000	-8.19	-3.92	3.56	Sr Unsecured
US105756AR10	BRAZIL 8.875 24	BRAZIL	8.88	15/04/24	1,029	121.979	122.947	4.29	3.03	2.80	1,000	-4.34	-2.09	3.37	Sr Unsecured
US31572UAE64	FIBRBZ 5.25 24	CAYMAN ISLANDS	5.25	12/05/24	600	96.459	97.782	2.14	6.24	5.87	2,000	-11.06	-7.82	3.55	Sr Unsecured
USP1905CAE05	BRFSBZ 4.75 24	BRAZIL	4.75	22/05/24	518	90.068	92.309	1.81	7.60	6.92	200,000	-12.42	-3.93	3.58	Sr Unsecured
XS1075401726	EMAARM 4.564 24	CAYMAN ISLANDS	4.56	18/06/24	750	84.049	86.031	1.41	9.23	8.60	200,000	-19.43	-16.84	3.62	Sr Unsecured
XS1120709669	KAZAKS 3.875 24	KAZAKHSTAN	3.88	14/10/24	1,500	103.683	104.665	1.88	3.00	2.77	200,000	-4.11	0.84	4.07	Sr Unsecured
US06120TAA60	BCHINA 5 24	CHINA	5.00	13/11/24	3,000	106.605	108.010	2.03	3.43	3.12	200,000	-4.46	1.99	4.05	Subordinated
US105756BV13	BRAZIL 4.25 25	BRAZIL	4.25	07/01/25	4,300	103.171	104.025	1.09	3.52	3.33	200,000	-6.74	1.91	4.25	Sr Unsecured
USP2253TJE03	CEMEX 5.7 25	MEXICO	5.70	11/01/25	1,071	81.227	83.139	1.39	10.85	10.26	200,000	-19.18	-20.04	3.37	1st lien
US91087BAA89	MEX 3.6 25	MEXICO	3.60	30/01/25	1,947	99.163	99.809	0.69	3.79	3.64	200,000	-7.82	-0.06	4.36	Sr Unsecured
XS1187065443	ESKOM 7.125 25	SOUTH AFRICA	7.13	11/02/25	1,250	69.021	70.874	1.15	16.70	15.98	200,000	-30.22	-30.26	3.68	Sr Unsecured
XS1263054519	KAZAKS 5.125 25	KAZAKHSTAN	5.13	21/07/25	2,500	110.359	111.341	1.11	2.99	2.80	200,000	-4.57	1.45	4.63	Sr Unsecured
USP989MJBE04	YPFDAR 8.5 25	ARGENTINA	8.50	28/07/25	1,500	46.430	48.946	1.68	28.75	27.21	1,000	-43.88	-51.13	3.33	Sr Unsecured
US836205AR58	SOAF 5.875 25	SOUTH AFRICA	5.88	16/09/25	2,000	95.045	96.375	0.38	6.98	6.68	200,000	-12.43	-9.94	4.56	Sr Unsecured
XS1301525207	ALBRK 10.5 25	CAYMAN ISLANDS	10.50	30/11/25	250	98.534	100.219	3.76	9.96	9.56	200,000	-0.72	0.40	0.61	Subordinated
XS1323608635	KFINKK 7.9 26	CAYMAN ISLANDS	7.90	17/02/26	350	99.024	100.016	1.14	7.62	7.41	200,000	-2.17	-0.07	0.83	
XS1319820897	SGCAZE 6.875 26	AZERBAIJAN	6.88	24/03/26	2,000	105.808	106.903	0.29	5.71	5.50	200,000	-12.12	-4.93	4.89	
US105756AE07	BRAZIL 10.125 27	BRAZIL	10.13	15/05/27	765	133.850	135.413	4.05	4.50	4.29	1,000	-8.55	-2.65	5.27	Sr Unsecured
XS1706923148	FCFIN 7.25 27	NETHERLANDS	7.25	09/11/27	150	95.146	97.113	3.02	7.19	6.84	200,000	-3.11	16.91	2.36	Subordinated
XS1196496688	SOIAZ 6.95 30	AZERBAIJAN	6.95	18/03/30	750	110.945	112.965	0.41	5.51	5.26	200,000	-11.56	-0.59	7.33	Sr Unsecured
US040114GL81	ARGENT 8.28 33	ARGENTINA	8.28	31/12/33	3,046	38.196	39.337	2.28	16.88	16.41	1	-23.54	-52.89	3.84	Sr Unsecured
US105756BB58	BRAZIL 8.25 34	BRAZIL	8.25	20/01/34	1,369	122.604	123.216	1.81	5.84	5.78	1,000	-17.13	-3.66	8.70	Sr Unsecured
US040114GK09	ARGENT 3.75 38	ARGENTINA	3.75	31/12/38	5,297	30.704	31.878	0.09	15.52	15.06	1	-22.78	-45.40	7.28	Sr Unsecured
USP98088AA83	VOTORA 7.25 41	LUXEMBOURG	7.25	05/04/41	610	102.163	104.716	0.08	7.05	6.82	200,000	-21.50	-10.29	10.99	Sr Unsecured
USG21895AC44	CNPCCH 5.95 41	BRITISH VIRGIN	5.95	28/04/41	500	142.365	144.425	2.66	3.18	3.07	200,000	-8.50	14.74	13.51	Sr Unsecured
US836205AS32	SOAF 5.375 44	SOUTH AFRICA	5.38	24/07/44	1,000	69.960	71.620	1.12	8.26	8.05	200,000	-26.45	-24.63	11.35	Sr Unsecured
XS1120709826	KAZAKS 4.875 44	KAZAKHSTAN	4.88	14/10/44	1,000	116.776	119.016	2.37	3.82	3.69	200,000	-11.22	11.13	15.08	Sr Unsecured
XS1263139856	KAZAKS 6.5 45	KAZAKHSTAN	6.50	21/07/45	1,500	134.568	136.035	1.41	4.25	4.18	200,000	-14.19	5.67	14.21	Sr Unsecured
US91086QBF46	MEX 4.6 46	MEXICO	4.60	23/01/46	2,857	90.566	91.666	0.97	5.27	5.19	200,000	-22.94	-5.16	14.52	Sr Unsecured
US71647NAN93	PETBRA 6.85 2115	NETHERLANDS	6.85	05/06/15	2,449	90.314	92.213	2.36	7.58	7.43	2,000	-26.87	-6.37	12.92	Sr Unsecured
Euro Cinsinden															
XS1731106347	CEMEX 2.75 24	MEXICO	2.75	05/12/24	650	84.779	87.066	0.95	6.60	5.97	100,000	-14.80	-14.61	0.05	1st lien
XS0982711714	PETBRA 4.75 25	NETHERLANDS	4.75	14/01/25	640	93.485	94.525	1.12	6.37	6.10	100,000	-16.84	-14.72	4.20	Sr Unsecured
XS0213101073	PEMEX 5.5 25	MEXICO	5.50	24/02/25	1,000	82.682	84.682	0.68	10.17	9.57	10,000	-24.00	-23.89	4.15	Sr Unsecured
XS1813724603	TEVA 4.5 25	NETHERLANDS	4.50	01/03/25	898	90.999	92.218	0.48	6.68	6.37	100,000	-6.49	-11.64	0.11	Sr Unsecured
XS1824425182	PEMEX 3.625 25	MEXICO	3.63	24/11/25	650	72.761	74.583	1.36	10.22	9.68	100,000	-27.10	-24.85	4.81	Sr Unsecured
XS1211044075	TEVA 1.875 27	NETHERLANDS	1.88	31/03/27	700	79.923	81.372	0.05	5.41	5.12	100,000	-1.61	-5.57	0.89	Sr Unsecured
XS1172951508	PEMEX 2.75 27	MEXICO	2.75	21/04/27	1,250	65.612	67.285	2.66	9.72	9.29	100,000	-27.20	-25.84	5.86	Sr Unsecured
XS1568888777	PEMEX 4.875 28	MEXICO	4.88	21/02/28	1,250	72.563	74.087	0.64	10.09	9.73	100,000	-28.14	-28.09	6.18	Sr Unsecured
XS1439749364	TEVA 1.625 28	NETHERLANDS	1.63	15/10/28	750	76.940	78.555	0.79	5.02	4.74	100,000	0.76	-3.20	7.73	Sr Unsecured
XS1824424706	PEMEX 4.75 29	MEXICO	4.75	26/02/29	1,250	70.053	72.315	0.56	9.99	9.50	100,000	-29.03	-28.94	6.82	Sr Unsecured
XS1218289103	MEX 4 2115	MEXICO	4.00	15/03/15	1,500	84.650	88.010	0.27	4.74	4.55	100,000	-27.77	-9.06	22.03	Sr Unsecured

Devlet İç Borçlanma Senetleri

İŞ YATIRIM

Rapor Terimleri

Tanım	Kpn%	Vade Tarihi ↕	İhraç Tarihi	Vadeye kalan (ay/yıl)	Ihrac (mn TL)	Hacim (mnTL) 1G	Hacim (mnTL) 1H	Hacim (mnTL) 3A St.dev	Son İşlem Tarihi	Son Temiz Fiyat	Birikmiş Faiz	Basit Faiz (%)	Bileşik Faiz (%)	Faiz Değ.(Δbp) 1G	Faiz Değ.(Δbp) 1H	Faiz Değ.(Δbp) 3A	3ay Bant Min(%)	3ay Bant Mak(%)	3ay Bant Ort(%	3ay Bant Z-skor	Dur.	Konv.	PVBP * 100
İskontolu Tahviller																							
TRT130520T14		13/05/20	15/05/19	1 m	7.467	6.0	83.1	0.52	06/04/20	99.033		9.90	10.35			-57	9.44	11.56	10.63	-0.54	0.09	0.00	0.10
TRT100620T16		10/06/20	12/06/19	2 m	9.390	0.0	131.4	0.51	06/04/20								9.51	11.50	10.60		0.17	0.00	0.17
TRT160920T25		16/09/20	10/07/19	5 m	16.747	79.8	283.4	0.55	06/04/20	95.527		10.55	10.86	6	22	-63	9.70	11.95	10.90	-0.07	0.42	0.00	0.41
TRT071020T23		07/10/20	18/09/19	6 m	12.530	14.2	55.0	0.58	06/04/20	94.954		10.60	10.88	-42	33	-58	9.78	11.97	11.00	-0.21	0.48	0.00	0.45
TRT140421T13		14/04/21	15/01/20	12 m	12.334	0.4	15.9	0.63	03/04/20	88.998		12.00	11.98	86			9.80	12.21	10.80	1.88	0.97	0.01	0.82
Sabit Kuponlu Tahviller																							
TRT080720T19	4.7	08/07/20	15/07/15	3 m	17.092	5.1	78.5	0.59	06/04/20	99.700	2.32	10.40	10.81	24	28	-49	9.69	12.00	10.81	0.01	0.24	0.00	0.25
TRT120820T12	11.5	12/08/20	15/08/18	4 m	19.577	0.0	21.5	0.74	06/04/20		3.48						9.21	12.78	10.94		0.33	0.00	0.36
TRT170221T12	5.35	17/02/21	24/02/16	11 m	15.689	69.7	606.2	0.64	06/04/20	99.600	1.41	11.16	11.47	-15	17	-18	9.82	12.75	11.12	0.56	0.80	0.01	0.81
TRT210421T14	10.45	21/04/21	24/04/19	13 m	19.928	3.6	94.3	0.71	06/04/20	109.100	9.59	11.38	11.70	-11		-14	9.84	12.57	11.25	0.63	0.86	0.01	1.03
TRT220921T18	4.6	22/09/21	28/09/16	18 m	15.392	53.2	399.5	0.69	06/04/20	96.600	0.33	11.79	12.14	15	88	50	9.57	12.48	11.20	1.37	1.32	0.02	1.28
TRT201021T25	6.9	20/10/21	23/10/19	19 m	19.641	3.3	101.7	0.71	06/04/20	102.500	6.33	11.97	12.33	38	73	54	9.96	12.51	11.33	1.41	1.28	0.02	1.39
TRT120122T17	4.75	12/01/22	25/01/12	22 m	10.586	1.4	324.8	0.82	06/04/20	93.700	2.17	13.59	14.05	21	182	192	10.08	14.05	11.64	2.95	1.54	0.03	1.47
TRT020322T17	5.5	02/03/22	08/03/17	23 m	16.836	2.4	450.1	0.87	03/04/20	96.000	1.00	13.43	13.88	33	139	194	10.02	13.88	11.63	2.59	1.65	0.04	1.61
TRT170822T15	5.35	17/08/22	23/08/17	29 m	15.300	160.0	310.0	0.89	06/04/20	94.100	1.41	13.68	14.15	0	145	222	9.99	14.35	11.80	2.63	1.99	0.05	1.90
TRT140922T17	4.25	14/09/22	26/09/12	30 m	10.771	177.6	801.8	0.91	06/04/20	90.300	0.47	13.27	13.71	-2	133	174	9.59	13.73	11.51	2.41	2.11	0.06	1.90
TRT180123T10	6.1	18/01/23	24/01/18	34 m	14.524	66.3	759.1	0.94	06/04/20	96.600	2.55	13.68	14.15	-5	139	195	9.97	14.20	11.74	2.58	2.25	0.07	2.21
TRT080323T10	3.55	08/03/23	20/03/13	36 m	16.985	10.1	119.8	1.04	06/04/20	83.990	0.53	13.94	14.43	1	98	223	9.99	14.43	11.75	2.57	2.51	0.08	2.13
TRT140623T19	8.1	14/06/23	20/06/18	39 m	10.660	57.7	146.2	1.02	06/04/20	105.750	4.94	13.89	14.37	40	136	225	10.08	14.61	12.07	2.25	2.38	0.08	2.64
TRT270923T11	4.4	27/09/23	09/10/13	42 m	12.935	24.1	117.5	0.98	03/04/20	86.000	0.12	14.01	14.50	1	155	221	10.02	14.50	11.92	2.62	2.88	0.10	2.51
TRT181023T19	10.05	18/10/23	24/10/18	43 m	2.601	4.4	37.7	1.26	06/04/20	117.000	9.22	13.86	14.34	69	135		10.17	16.40	12.29	1.63	2.42	0.08	3.05
TRT200324T13	5.2	20/03/24	02/04/14	48 m	7.586	0.9	49.5	0.82	06/04/20	89.000	0.37	14.11	14.61	25	137	239	9.88	14.61	12.01	3.16	3.11	0.12	2.75
TRT240724T15	4.5	24/07/24	06/08/14	52 m	15.248	107.3	395.5	1.02	06/04/20	84.200	1.71	13.99	14.48	-15	117	213	9.94	14.67	11.88	2.54	3.34	0.14	2.84
TRT120325T12	4	12/03/25	25/03/15	60 m	18.868	42.0	105.8	1.06	06/04/20	78.500	0.44	14.19	14.69	53	107	235	10.00	14.88	11.99	2.54	3.82	0.18	3.01
TRT110226T13	5.3	11/02/26	24/02/16	71 m	22.110	328.6	1,882.7	1.02	06/04/20	87.400	1.40	13.79	14.27	-15	84	190	9.96	14.55	11.99	2.24	4.08	0.22	3.61
TRT240227T17	5.5	24/02/27	08/03/17	84 m	16.108	10.5	94.1	1.03	06/04/20	86.600	1.03	14.09	14.59	-3	101	212	10.04	14.75	12.08	2.43	4.50	0.27	3.96
TRT110827T16	5.25	11/08/27	23/08/17	89 m	18.789	78.7	371.6	1.02	06/04/20	84.100		14.02	14.51	-7	108	211	10.01	14.62	12.01	2.47			
TRT080328T15	6.2	08/03/28	21/03/18	96 m	10.587	12.9	132.3	1.07	06/04/20	91.500		14.21	14.71	47	116	227	10.09	14.71	11.91	2.61			
Değişken Faizli Tahviller																							
TRT111120T18	9.86	11/11/20	20/11/13	7 m	14.612	0.5	3.1	1.03	31/12/19	103.000	2.71						9.41	11.87	10.33		0.42	0.00	0.37
TRT190521T17	8.65	19/05/21	28/05/14	14 m	12.869	1.1	15.6	1.11	31/03/20	100.000	6.32						9.22	11.86	10.55				
TRT200422T14	10.29	20/04/22	29/04/15	25 m	12.604	16.4	179.7		31/01/20	99.650	5.82										0.39	0.01	0.23
TRT050624T19	8.65	05/06/24	14/06/17	51 m	12.739	1.0	5.0		31/12/19	100.600	1.05										0.65	0.01	0.42
TRT020725T10	7.62	02/07/25	11/07/18	64 m	2.833	0.6	0.7		31/12/19	100.000	10.00										0.40	0.01	0.02
TRT060825T15	5.41	06/08/25	15/08/18	65 m	18.085	161.3	307.7		19/03/20	99.548	1.10										0.58	0.01	0.38
TRT041126T11	7.15	04/11/26	13/11/19	80 m	9.976	1.1	52.7		31/03/20	100.000	5.50										0.42	0.01	0.12
TÜFE'ye Endeksli Tahviller																							
TRT060121T16	1.5	06/01/21	19/01/11	9 m	7.509	13.5	78.4	0.65	31/03/20	99.750	0.69	3.33	3.36	54			1.79	4.90	2.96	0.62	0.72	0.01	0.92

Devlet İç Borçlanma Senetleri

İŞ YATIRIM

Rapor Terimleri

Tanım	Kpn%	Vade Tarihi ↕	İhraç Tarihi	Vadeye kalan (ay/yıl)	Ihrac (mn TL)	Hacim (mnTL)			Son İşlem Tarihi	Son Temiz Fiyat	Birikmiş Faiz	Basit Faiz (%)	Bileşik Faiz (%)	Faiz Değ.(Δbp)			3ay Bant				Dur.	Konv.	PVBP * 100
						1G	1H	3A St.dev						1G	1H	3A	Min(%)	Mak(%)	Ort(%	Z-skor			
TRT210721T11	1.5	21/07/21	03/08/11	16 m	9.304	4.7	388.9	0.39	31/03/20	99.700	0.58	3.23	3.26	12		31	1.63	3.26	2.35	2.37	1.43	0.03	1.49
TRT230222T13	1.5	23/02/22	07/03/12	23 m	9.800	2.2	109.9	0.58	06/04/20	99.540	0.34	3.25	3.28	0	23		2.17	4.76	3.13	0.26	1.91	0.05	2.01
TRT261022T10	1.0	26/10/22	07/11/12	31 m	10.355	2.1	28.4	0.59	03/04/20	96.500	0.87	3.43	3.46	0	21		2.09	4.55	2.98	0.82	2.52	0.09	2.66
TRT030523T13	0.5	03/05/23	15/05/13	37 m	9.152	2.0	57.9	0.53	09/03/20	96.000	0.34	2.32	2.33	0		-55	1.77	4.36	2.75	-0.79			
TRT020823T11	1.5	02/08/23	14/08/13	40 m	8.477	0.2	13.6	0.49	31/03/20	99.000	0.46	3.32	3.35	92			2.24	4.42	3.10	0.52	3.13	0.13	3.25
TRT081123T10	1.4	08/11/23	20/11/13	44 m	8.497	2.0	39.8	0.63	31/03/20	99.500	1.08	2.95	2.97				2.09	4.24	3.08	-0.17			
TRT100124T17	2.1	10/01/24	16/01/19	46 m	13.041	2.9	7.3	0.44	31/12/19	104.600	1.95	2.98	3.00	-1			3.00	4.14	3.61	-1.39	3.54	0.16	2.12
TRT080524T17	1.2	08/05/24	21/05/14	50 m	5.745	1.9	25.6	0.57	31/03/20	98.000	0.92	2.92	2.94	53			1.78	4.27	2.84	0.18			
TRT050624T35	2.1	05/06/24	12/06/19	51 m	9.221	4.5	126.7	0.46	10/01/20	102.000	0.37	3.58	3.61	73			2.68	4.05	3.39	0.48			
TRT180924T11	1.0	18/09/24	01/10/14	54 m	8.054	1.8	12.3	0.57	31/03/20	96.000	0.04	2.96	2.98	-63			2.01	4.44	3.04	-0.10	4.13	0.21	3.76
TRT061124T11	1.6	06/11/24	13/11/19	56 m	7.137	1.1	22.6	0.24	31/03/20	102.000	1.23	2.74	2.76	0		-18	2.36	3.28	2.95	-0.79	4.10	0.21	2.29
TRT290125T15	1.2	29/01/25	05/02/20	59 m	4.978	1.0	6.0	0.09	31/03/20	99.800	0.36	2.40	2.41	-11			2.31	2.52	2.42	-0.05	4.38	0.24	2.32
TRT160425T17	1.0	16/04/25	29/04/15	61 m	8.822	2.5	104.3	0.55	31/03/20	93.250	0.88	3.47	3.50	116			2.34	4.44	3.03	0.85	4.55	0.25	3.91
TRT140126T11	1.4	14/01/26	27/01/16	70 m	11.401	4.2	15.9	0.43	20/01/20	101.625	1.34	2.40	2.41	5			2.36	4.23	2.91	-1.17			
TRT070727T13	1.5	07/07/27	19/07/17	88 m	13.623	0.1	43.0	0.56	01/04/20	96.500	0.62	3.45	3.48	101			2.39	4.60	3.55	-0.13			
TRT120128T11	1.5	12/01/28	24/01/18	95 m	7.585	0.7	4.1	0.93	31/12/19	98.000		3.18	3.21	17			2.91	5.93	3.76	-0.59			
TRT280628T18	1.65	28/06/28	11/07/18	100 m	11.069	1.3	5.3	0.63	31/03/20	102.000	0.76	3.02	3.04				2.62	4.21	3.42	-0.61	6.86	0.56	4.87

Kamu Kira Sertifikası																							
TRD230920T24	12.2	23/09/20	26/09/18	6 m	1.700	2.6	35.3	0.67	06/04/20	106.400	0.87	10.01	10.28	2	-1	-23	8.31	11.05	9.84	0.66	0.44	0.00	0.47
TRD181120T19	8.95	18/11/20	21/11/18	8 m	3.241	0.0	2.1	1.28	06/04/20		6.84						7.93	14.37	10.53		0.55	0.01	0.61
TRD100221T17	8.8	10/02/21	13/02/19	10 m	1.479	0.3	3.6	0.89	06/04/20	105.999	2.66	10.02	10.27	-68	-17	-7	8.64	12.89	10.38	-0.13	0.77	0.01	0.84
TRD160621T17	10.55	16/06/21	19/06/19	15 m	1.606	0.0	7.9	1.33	03/04/20		6.32						8.94	14.61	10.79		1.01	0.02	1.20
TRD140721T18	4.7	14/07/21	20/07/16	15 m	0.908	0.1	2.1	0.75	06/04/20	98.790	2.14	10.41	10.68	10		38	9.00	13.28	10.36	0.43	1.14	0.02	1.16
TRD180821T13	7.4	18/08/21	21/08/19	17 m	0.847	0.4	11.8	1.31	03/04/20	105.500	1.91	10.39	10.66				9.11	14.16	10.84	-0.14	1.21	0.02	1.30
TRD151221T10									06/04/20														
TRD260122T19	4.88	26/01/22	29/01/20	22 m	2.926	0.0	33.4	0.45	06/04/20		1.85						9.56	11.07	10.42		1.59	0.03	1.60

Özel Sektör Tahvilleri (TL)

İŞ YATIRIM

Rapor Terimleri

Kodu	Enstrüman	Kpn	Vade ↕	İhraç T.	Çıkış Spread	Alış Fiyatı	Bir son. kupon t.	Toplam Ihrac	Son İşlem Tarihi	Temiz Fiyat	Birikmiş Faiz	Getiri (%)	Faiz∆ Son İki İşgünü			Fiyat Değ.			Hacim Ort.		Spread Bilgisi (bps)				Dur.	Konv.	PVBP * 100
													1G(∆)	1H(∆)	3A(∆)	1G(∆)	1H(∆)	3A(∆)	1H	3A	Son	3A Min.	3A Maks.	3A Ort.			
Özkaynak Hes.Dahil Borç.Araçları																											
TRSTISB72712	Türkiye İş Bankası A.Ş	13.36	27/07/27	08/08/17	350	4	05/05/2020	1,100.00	24/03/20		1.83								9.41	2.60							0.11
TRSVKFB92719	Türkiye Vakıflar Banka	14.73	06/09/27	18/09/17	350	4	15/06/2020	525.00	24/03/20		0.36								4.98	1.01							0.25
TRSTHALE2716	Türkiye Halk Bankası	15.67	22/10/27	20/10/17	350	12	21/04/2020	1,000.00	17/02/20	99.424						-0.01			10.24	1.46							
TRSSKBKA2716	Şekerbank T.A.Ş.	15.70	10/12/27	22/12/17		12	20/04/2020	300.00	06/04/20	90.000	0.77					-8.5			2.11	1.52					-0.73	-0.011	0.03
TRSSKBK52818	Şekerbank T.A.Ş.	16.95	11/05/28	24/05/18	475	12	20/04/2020	150.00	21/01/20	98.900	0.08								0.97	0.78							0.07
TRSTHAL62811	Türkiye Halk Bankası	14.10	04/07/28	03/07/18		2	01/07/2020	1,950.00	17/02/20	99.957	1.85	14.6							0.15	0.01							
TRSTHAL92826	Türkiye Halk Bankası	12.79	13/09/28	26/09/18		2	23/09/2020	2,979.80																			
TRSEXIM92818	Türkiye İhracat Kredi B	12.54	14/09/28	27/09/18		2	24/09/2020	2,901.76																			
TRSFIBA10016	Fibabanka A.Ş.	18.29	12/03/29	20/03/19		4	17/06/2020	100.00																			
TRSTISB62911	Türkiye İş Bankası A.Ş	11.27	06/06/29	19/06/19		4	17/06/2020	800.00	26/03/20	100.000	0.28								4.59	0.49					0.00	0.000	0.22
TRSYKBK62914	Yapı Ve Kredi Bankas	10.45	20/06/29	03/07/19			01/07/2020	500.00	05/02/20	99.700	1.15						0		3.03	0.25							0.15
TRSTISB92918	Türkiye İş Bankası A.Ş	16.23	13/09/29	26/09/19		4	25/06/2020	350.00	03/04/20	100.000	0.49					0			0.73	0.06							0.21
TRSVKFB92925	Türkiye Vakıflar Banka	11.06	14/09/29	27/09/19		4	27/06/2020	725.00	27/03/20	100.000						0			0.74	0.06							
TRSYKBK92911	Yapı Ve Kredi Bankas		20/09/29	03/10/19		4	02/04/2020	300.00	07/02/20	101.000									0.40	0.03							
TRSGRANE2915	Türkiye Garanti Banka		07/10/29	09/10/19		4	07/07/2020	252.88	20/03/20										0.65	0.05							
TRSSKBKA0017	Şekerbank T.A.Ş.		28/11/29	11/12/19		4	11/03/2020	250.00	31/03/20										0.00	0.00					0.00	-0.002	
TRSGRAN23013	Türkiye Garanti Banka		14/02/30	14/02/20		4	14/05/2020	750.00	06/04/20										4.55	0.51							
Kira Sertifikaları (Kot içi)																											
TRDHVKA42011	Halk Varlık Kiralama A	12.10	07/04/20	19/11/19			07/04/2020	200.00	03/04/20		4.61								0.76	0.12					0.00	0.000	0.00
TRDKTVK42015	Kuveyt Türk Kira Serti	9.25	15/04/20	15/01/20			15/04/2020	400.00	06/04/20		2.10								1.64	1.85					0.02	0.000	0.02
TRDBRKT42038	Bereket Varlık Kiralam	9.10	15/04/20	27/01/20			15/04/2020	100.00	06/04/20		1.77								0.25	0.02					0.02	0.000	0.02
TRDBRKT42012	Bereket Varlık Kiralam	10.75	15/04/20	04/12/19			15/04/2020	400.00	06/04/20	99.985	3.68	11.57	75	109	152	-0.018	-0.03	-0.27	1.36	1.36					0.02	0.000	0.02
TRDKTLM42012	Katılım Varlık Kiralama	15.27	17/04/20	20/04/18	520	4	17/04/2020	200.10	12/03/20		2.34								0.23	0.97					0.10	0.000	0.10
TRDABVK42014	Aktif Bank Sukuk Varlı	9.85	17/04/20	07/02/20			17/04/2020	100.00	02/04/20		1.51								0.00	0.01					0.04	0.000	0.04
TRDTFVK42015	Türkiye Finans Varlık I	9.00	17/04/20	24/01/20			17/04/2020	250.00	30/03/20	100.000	1.65	9.24	-1	-5		0	0.003		1.02	0.17					0.04	0.000	0.05
TRDTFVK42023	Türkiye Finans Varlık I	8.80	17/04/20	04/02/20			17/04/2020	150.00	18/03/20	100.000	1.06	9.07							1.46	0.17							
TRDZKVK42020	Ziraat Katılım Varlık K		20/04/20	14/01/20				400.00	06/04/20	99.972		10.67							0.46	0.59							
TRDKTVK42023	Kuveyt Türk Kira Serti	8.50	29/04/20	29/01/20			29/04/2020	75.00	06/04/20	100.000	1.61	8.71	1			0			4.63	0.70					0.06	0.000	0.06
TRDVVRK42057	Vakıf Varlık Kiralama	8.60	29/04/20	30/01/20			29/04/2020	250.00	24/03/20	100.013	1.30	8.68	-1			0			0.40	0.35							
TRDBRKT42020	Bereket Varlık Kiralam	9.75	30/04/20	10/01/20			30/04/2020	450.00	02/04/20		2.24								1.24	0.65					0.07	0.000	0.08
TRDZKVK52011	Ziraat Katılım Varlık K	9.30	06/05/20	29/01/20			06/05/2020	500.00	06/04/20		1.76								0.84	1.47					0.08	0.000	0.08
TRDABVK52013	Aktif Bank Sukuk Varlı	9.90	08/05/20	31/01/20			08/05/2020	25.00	03/03/20		0.90								0.22	0.02					0.17	0.001	0.18
TRDHVKA52036	Halk Varlık Kiralama A	9.40	08/05/20	11/02/20			08/05/2020	200.00	18/03/20		0.95								0.36	0.03					0.13	0.001	0.14
TRDHVKA52010	Halk Varlık Kiralama A	10.90	12/05/20	17/12/19			12/05/2020	185.00	06/04/20	99.988	3.34	11.2		0			0.001		2.17	0.22							
TRDBRKT52029	Bereket Varlık Kiralam	9.00	12/05/20	22/01/20			12/05/2020	275.00	06/04/20		1.87								1.45	0.42					0.09	0.001	0.10
TRDVVRK52015	Vakıf Varlık Kiralama	8.75	13/05/20	12/02/20			13/05/2020	360.00	24/03/20		1.01								0.34	0.03					0.13	0.001	0.13
TRDKTVK52014	Kuveyt Türk Kira Serti	8.60	13/05/20	12/02/20			13/05/2020	310.00	03/04/20	100.000	1.27	8.83	-2			0			1.72	0.13							
TRDHVKA52028	Halk Varlık Kiralama A	11.75	14/05/20	26/12/19			14/05/2020	150.00	06/04/20		3.32								0.03	0.48					0.10	0.001	0.10
TRDTFVK52014	Türkiye Finans Varlık I	8.80	15/05/20	17/02/20			15/05/2020	150.00	05/03/20	100.000	0.43	9.07	-2			0			0.86	0.07					0.18	0.001	0.19
TRDKTLM52011	Katılım Varlık Kiralama	13.11	27/05/20	28/05/18	200	4	27/05/2020	200.00	24/03/20		1.04								2.24	2.20					0.17	0.001	0.17
TRDBRKT52011	Bereket Varlık Kiralam	11.40	29/05/20	28/11/19			29/05/2020	50.00	19/03/20	100.160	3.53	10.63	1	-31		-0.007	0.044		0.83	0.06					0.18	0.001	0.20
TRDHVKA62027	Halk Varlık Kiralama A	10.40	02/06/20	07/01/20			02/06/2020	75.00	23/03/20		2.19								0.07	0.01					0.18	0.001	0.19
TRDZKVK62010	Ziraat Katılım Varlık K	9.05	03/06/20	21/02/20			03/06/2020	700.00	03/04/20	99.713	1.12	11.18	-1	0		0.006	0.031		13.02	2.81							
TRDBRKT62010	Bereket Varlık Kiralam	8.80	03/06/20	12/02/20			03/06/2020	330.00	03/04/20	99.824	1.30	10.15	11	11		-0.001	-0		1.50	0.12					0.15	0.001	0.16
TRDVVRK62014	Vakıf Varlık Kiralama	8.60	04/06/20	26/02/20			04/06/2020	245.00	24/03/20		0.66								0.00	0.00					0.19	0.001	0.19
TRDABVK62012	Aktif Bank Sukuk Varlı	10.10	05/06/20	28/02/20			05/06/2020	50.00	02/04/20		0.97								0.00	0.00					0.16	0.001	0.17
TRDHVKA62019	Halk Varlık Kiralama A	10.70	09/06/20	24/12/19			09/06/2020	150.00	25/03/20		2.73								0.93	0.10					0.20	0.001	0.21
TRDTFVK62013	Türkiye Finans Varlık I	11.25	12/06/20	17/12/19			12/06/2020	150.00	27/12/19	100.000		11.56							0.00	0.00							
TRDHVKA62035	Halk Varlık Kiralama A	10.90	16/06/20	24/01/20			16/06/2020	100.00	23/03/20		1.79								0.02	0.21					0.22	0.002	0.23
TRDKTLM62010	Katılım Varlık Kiralama	12.74	17/06/20	20/06/18	200	4	17/06/2020	36.65	18/03/20		0.03								0.15	0.07					-0.01	0.001	0.24
TRDHVKA62043	Halk Varlık Kiralama A	9.60	23/06/20	04/02/20			23/06/2020	175.00	19/03/20		1.18								0.01	0.02					0.25	0.002	0.26
TRDABVK72011	Aktif Bank Sukuk Varlı	11.00	03/07/20	14/01/20			03/07/2020	25.00	30/03/20		2.32								0.00	0.00					0.24	0.002	0.26
TRDHVKA72018	Halk Varlık Kiralama A	9.70	14/07/20	28/01/20			14/07/2020	150.00	27/03/20		1.65								1.68	0.13					0.28	0.002	0.29
TRDQFVK82017	Qnb Finans Varlık Kira	10.00	10/08/20	12/02/20			10/08/2020	100.00	01/04/20		1.37								1.22	0.09					0.34	0.003	0.35
TRDQFVK82025	Qnb Finans Varlık Kira	9.40	24/08/20	26/02/20			24/08/2020	134.95																			
TRDABVKE2013	Aktif Bank Sukuk Varlı	13.75	23/10/20	25/10/19			23/10/2020	25.00	06/04/20		6.22								0.00	0.00					0.52	0.005	0.55
TRDABVK12116	Aktif Bank Sukuk Varlı	10.03	29/01/21	31/01/20			29/01/2021	25.00	30/03/20		1.65								0.00	0.00							
TRDABVK12124	Aktif Bank Sukuk Varlı		29/01/21	24/02/20				25.00																			
TRDYVKSA2119	Yatırım Varlık Kiralam		24/12/21	27/12/19		4	26/06/2020	150.00	06/04/20										0.43	0.38							

Özel Sektör Tahvilleri (TL)

İŞ YATIRIM

Rapor Terimleri

Kodu	Enstrüman	Kpn	Vade ↕	İhraç T.	Çıkış Spread	Alış Fiyatı	Bir son. kupon t.	Toplam Ihrac	Son İşlem Tarihi	Temiz Fiyat	Birikmiş Faiz	Getiri (%)	Faiz∆ Son İki İşgünü			Fiyat Değ.			Hacim Ort.		Spread Bilgisi (bps)				Dur.	Konv.	PVBP * 100
													1G(∆)	1H(∆)	3A(∆)	1G(∆)	1H(∆)	3A(∆)	1H	3A	Son	3A Min.	3A Maks.	3A Ort.			
Finansman Bonoları (Kot içi)																											
TRFISMD42077	İş Yatırım Menkul Değ		07/04/20	10/01/20				150.22											0.00	0.00							
TRFISMD42051	İş Yatırım Menkul Değ		07/04/20	08/01/20				131.70	19/03/20	99.444		11.32	-25			0.429			0.12	0.01					0.05	0.000	0.05
TRFTHAL42034	Türkiye Halk Bankası ,		07/04/20	29/01/20				81.50																			
TRFYKYM42010	Yapı Kredi Yatırm Mer		08/04/20	08/01/20				42.50	19/03/20	99.414		11.31	-27	-27		0.221	0.221		0.38	0.03					0.05	0.000	0.05
TRFFNYM42013	Qnb Finans Yatırım M		08/04/20	08/01/20				75.65	06/04/20										0.34	0.03					0.00	0.000	0.00
TRFFIBA42016	Fibabanka A.Ş.		08/04/20	15/01/20				133.31																			
TRFTHAL42042	Türkiye Halk Bankası ,		09/04/20	31/01/20				162.99																			
TRFVKFB42026	Türkiye Vakıflar Banka		10/04/20	10/01/20				284.80																			
TRFTHAL42018	Türkiye Halk Bankası ,		10/04/20	10/01/20				110.00																			
TRFINFM42016	İnfo Yatırım Menkul De		10/04/20	10/01/20				6.50	19/03/20										0.06	0.00					0.05	0.000	0.06
TRFFNBK42015	Qnb Finansbank A.Ş.		10/04/20	17/01/20				213.38	02/03/20	98.734		12.66	0			0			1.97	0.16					0.10	0.001	0.10
TRFTEBK42049	Türk Ekonomi Bankas		10/04/20	14/02/20				243.73																			
TRFODEA42013	Odea Bank A.Ş.		10/04/20	03/01/20				95.80	23/03/20	99.412		12.71							0.12	0.01					0.04	0.000	0.05
TRFTBAK42013	Turkısh Bank A.Ş		10/04/20	11/02/20				11.00																			
TRFDNFK42011	Deniz Finansal Kiralar		10/04/20	10/01/20				400.00	02/04/20										0.72	0.06					0.02	0.000	0.02
TRFGKYH42017	Gedik Yatırım Holding		13/04/20	16/12/19				20.00	05/02/20										0.00	0.00							
TRFTHAL42059	Türkiye Halk Bankası ,		14/04/20	03/02/20				148.50																			
TRFGRAN42036	Türkiye Garanti Banka		14/04/20	18/02/20				96.90																			
TRFFNYM42021	Qnb Finans Yatırım M		14/04/20	14/01/20				60.00	18/03/20	99.215		11.25	31			0.008			0.86	0.07					0.07	0.000	0.07
TRFOYMD42016	Oyak Yatırım Menkul I		15/04/20	03/02/20				45.00	30/03/20										0.25	0.02					0.04	0.000	0.04
TRFTCMD42011	Tacirler Yatırım Menku		15/04/20	17/01/20				50.00	30/03/20	99.524		11.49							1.45	0.11					0.04	0.000	0.04
TRFTHAL42067	Türkiye Halk Bankası ,		15/04/20	04/02/20				202.97																			
TRFYKYM42028	Yapı Kredi Yatırm Mer		15/04/20	22/01/20				25.25	19/03/20	99.207		11.36							0.43	0.03					0.07	0.000	0.07
TRFYKYM42036	Yapı Kredi Yatırm Mer		15/04/20	29/01/20				80.00	17/03/20	99.134		11.57							0.14	0.01							
TRFNURL42018	Nurol Yatırım Bankası		16/04/20	16/01/20				50.00	17/02/20	98.300		11.19							0.67	0.05							
TRFDZBK42055	Denizbank A.Ş.		17/04/20	11/02/20				160.00																			
TRFDZBK42063	Denizbank A.Ş.		17/04/20	14/02/20				255.00	04/03/20	98.803		10.51	1			0.054			0.75	0.06							
TRFSKFK42015	Şeker Finansal Kiralar		17/04/20	17/01/20				31.52	27/03/20										0.00	0.00							
TRFAKDN42012	Akdeniz Faktoring A.Ş		17/04/20	08/01/20				12.34																			
TRFFNBK42031	Qnb Finansbank A.Ş.		17/04/20	24/01/20				316.00	27/03/20										3.58	0.50					0.05	0.000	0.05
TRFTEBK42072	Türk Ekonomi Bankas		17/04/20	21/02/20				244.96																			
TRFODEA42047	Odea Bank A.Ş.		17/04/20	24/02/20				58.10																			
TRFZORN42037	Zorlu Enerji Elektrik Ü		17/04/20	20/09/19				55.85	03/04/20										0.14	0.01					0.03	0.000	0.03
TRFZORN42045	Zorlu Enerji Elektrik Ü		17/04/20	31/10/19				25.85	05/11/19										0.00	0.00							
TRFYKYM42044	Yapı Kredi Yatırm Mer		22/04/20	19/02/20				61.27	27/03/20										0.00	0.00							
TRFEKOF42025	Eko Faktoring A.Ş.		22/04/20	08/01/20				6.47																			
TRFDZBK42030	Denizbank A.Ş.		24/04/20	31/01/20				175.00	18/03/20	98.927		11.23							3.81	0.30					0.09	0.001	0.10
TRFDZBK42048	Denizbank A.Ş.		24/04/20	10/02/20				50.00	18/03/20	98.927		11.23							0.08	0.01					0.09	0.001	0.10
TRFNURL42026	Nurol Yatırım Bankası		24/04/20	05/02/20				50.00	30/03/20	99.252		11.58	117			0.305			2.92	0.23							
TRFDZBK42022	Denizbank A.Ş.		24/04/20	24/01/20				338.00	06/04/20	99.500		10.71	-141			0.467			1.80	0.51					0.04	0.000	0.05
TRFAKFT42014	Ak Faktoring A.Ş.		27/04/20	27/12/19				23.87	06/04/20										0.06	0.00					0.05	0.000	0.05
TRFODEA42021	Odea Bank A.Ş.		27/04/20	20/01/20				269.75																			

Özel Sektör Tahvilleri (TL)

İŞ YATIRIM

Rapor Terimleri

Kodu	Enstrüman	Kpn	Vade ↕	İhraç T.	Çıkış Spread	Alış Fiyatı	Bir son. kupon t.	Toplam Ihrac	Son İşlem Tarihi	Temiz Fiyat	Birikmiş Faiz	Getiri (%)	FaizΔ Son İki İşgünü			Fiyat Değ.			Hacim Ort.		Spread Bilgisi (bps)				Dur.	Konv.	PVBP * 100
													1G(Δ)	1H(Δ)	3A(Δ)	1G(Δ)	1H(Δ)	3A(Δ)	1H	3A	Son	3A Min.	3A Maks.	3A Ort.			
TRFSKBK42014	Şekerbank T.A.Ş.		28/04/20	24/02/20				70.00	27/02/20	98.316		10.7							0.00	0.00							
TRFSKMD42016	Şeker Yatırım Menkul		29/04/20	24/01/20				12.64																			
TRFNURL42034	Nurol Yatırım Bankası		30/04/20	13/02/20				100.00	01/04/20										1.42	0.11					0.07	0.000	0.08
TRFDNFK42029	Deniz Finansal Kiralar		30/04/20	31/01/20				85.00	26/02/20	98.328		10.1	1			0.026			2.70	0.21							
TRFODEA42039	Odea Bank A.Ş.		30/04/20	24/01/20				89.29	05/03/20										0.00	0.00					0.14	0.001	0.15
TRFDSTF42011	Destek Faktoring A.Ş.		30/04/20	24/01/20				45.00	06/04/20	99.120		14.39							0.36	0.05					0.06	0.000	0.06
TRFINFM42024	İnfo Yatırım Menkul De		30/04/20	30/01/20				8.00	19/03/20										0.00	0.00					0.11	0.001	0.11
TRFALNF52022	Alternatif Bank A.Ş.		04/05/20	03/02/20				11.65	03/03/20	98.043		12.34	28			-0.011			0.28	0.02					0.16	0.001	0.16
TRFALNF52030	Alternatif Bank A.Ş.		04/05/20	04/02/20				66.00	27/03/20										0.35	0.03							
TRFPASH52010	Pasha Yatırım Bank		05/05/20	05/02/20				25.00	23/03/20	98.847		10.34	1	1		0.185	0.185		0.85	0.07					0.11	0.001	0.11
TRFDEVR52011	Devir Faktoring		05/05/20	28/01/20				8.00																			
TRFISMD52050	İş Yatırım Menkul Değ		05/05/20	04/02/20				34.81	18/03/20										0.28	0.02					0.12	0.001	0.12
TRFYKYM52019	Yapı Kredi Yatırım Mer		06/05/20	05/02/20				79.95	18/03/20										2.37	0.18					0.13	0.001	0.13
TRFFIBA52015	Fibabanka A.Ş.		06/05/20	12/02/20				18.21																			
TRFSKFH52010	Şeker Faktoring Hizme		08/05/20	10/01/20				32.00	20/01/20	96.778		11.59							0.00	0.00							
TRFLDFK52014	Lider Faktoring A.Ş.		08/05/20	10/01/20				30.00	03/04/20	98.652		15.2							0.60	0.05					0.08	0.000	0.09
TRFNURL52017	Nurol Yatırım Bankası		08/05/20	10/01/20				100.00	27/03/20										0.03	0.01							
TRFDZYO52017	Deniz Gayrimenkul Ya		08/05/20	07/02/20				145.00	02/03/20	98.238		10.17							2.81	0.22					0.17	0.001	0.17
TRFVKFB52017	Türkiye Vakıflar Banka		08/05/20	15/11/19				58.87																			
TRFVKFB52033	Türkiye Vakıflar Banka		08/05/20	24/01/20				549.05																			
TRFFNBK52014	Qnb Finansbank A.Ş.		08/05/20	31/01/20				97.00	27/03/20										4.18	0.33							
TRFODEA52012	Odea Bank A.Ş.		08/05/20	31/01/20				98.97																			
TRFTISB52018	Türkiye İş Bankası A.Ş		11/05/20	09/01/20				1,850.00	31/03/20	98.747		11.88	22			0.097			0.13	0.01					0.10	0.001	0.11
TRFAKBK52011	Akbank T.A.Ş.		11/05/20	19/02/20				163.80	24/03/20										5.60	0.44					0.12	0.001	0.13
TRFERTT52029	Ereğli Tekstil Turizm S		12/05/20	15/11/19				16.00	20/11/19										0.00	0.00							
TRFHLFK52015	Halk Finansal Kiralam		13/05/20	15/01/20				190.00	03/03/20										0.02	0.00					0.18	0.001	0.18
TRFSKMD52015	Şeker Yatırım Menkul		13/05/20	19/02/20				11.49																			
TRFYKYM52027	Yapı Kredi Yatırım Mer		13/05/20	12/02/20				20.60																			
TRFTHAL52033	Türkiye Halk Bankası A		14/05/20	14/02/20				50.00																			
TRFOYMD52015	Oyak Yatırım Menkul D		14/05/20	26/02/20				50.00	05/03/20										0.00	0.00					0.18	0.001	0.18
TRFFNBK52048	Qnb Finansbank A.Ş.		15/05/20	14/02/20				50.33	26/02/20	97.902		10.29	-12	-12		0.208	0.208		5.10	0.40							
TRFKORT52043	Korteks Mensucat Sar		15/05/20	26/12/19				45.37	20/03/20										0.00	0.00					0.13	0.001	0.14
TRFODEA52020	Odea Bank A.Ş.		15/05/20	07/02/20				55.25																			
TRFKORT52035	Korteks Mensucat Sar		15/05/20	14/11/19				20.25	02/04/20	98.951		9.37							0.00	0.00					0.11	0.001	0.11
TRFISFN52012	İş Finansal Kiralama A		15/05/20	19/11/19				122.00	25/02/20	97.646		11.48							0.24	0.02					0.20	0.001	0.21
TRFLDFK52022	Lider Faktoring A.Ş.		15/05/20	17/01/20				15.00	18/03/20										0.03	0.00					0.15	0.001	0.15
TRFEKOF52016	Eko Faktoring A.Ş.		15/05/20	22/01/20				11.83	16/03/20	97.987		13.17							0.64	0.05							
TRFISFN52020	İş Finansal Kiralama A		22/05/20	27/11/19				97.00	26/03/20	98.160		12.62							0.10	0.01					0.14	0.001	0.15
TRFSKFK52014	Şeker Finansal Kiralar		22/05/20	13/12/19				16.01	17/12/19	95.150		12.25							0.00	0.00							
TRFSKFK52022	Şeker Finansal Kiralar		22/05/20	29/01/20				30.00	03/02/20	97.030		10.62							0.00	0.00							
TRFDZBK52013	Denizbank A.Ş.		22/05/20	21/02/20				84.00	26/02/20	97.676		10.5							1.53	0.12							
TRFAKDN52011	Akdeniz Faktoring A.Ş		22/05/20	20/02/20				13.70	03/04/20	98.155		14.88	1			0.111			0.09	0.01					0.12	0.001	0.12
TRFODEA52038	Odea Bank A.Ş.		22/05/20	14/02/20				36.73																			
TRFISMD52035	İş Yatırım Menkul Değ		22/05/20	24/01/20				24.45	06/04/20	98.596		11.87							0.01	0.00					0.12	0.001	0.12
TRFPHCM52019	Phillipcapital Menkul D		22/05/20	21/02/20				11.00	04/03/20										0.00	0.00					0.20	0.001	0.20
TRFAKYB52012	Aktif Yatırım Bankası A		27/05/20	29/05/19				91.98	09/12/19										0.04	0.00							
TRFISGY52017	İş Gayrimenkul Yatırın		29/05/20	04/12/19				80.00		97.074		11.45	-31			1.975			1.61	0.13							
TRFDEVR52029	Devir Faktoring		29/05/20	21/02/20				1.80																			
TRFTHAL62032	Türkiye Halk Bankası A		02/06/20	24/02/20				53.40																			
TRFEGYO62014	Emlak Konut Gayrimer		03/06/20	18/12/19				150.00	01/04/20	98.079		11.9							1.11	0.23					0.16	0.001	0.16
TRFNURL62024	Nurol Yatırım Bankası		03/06/20	26/02/20				30.00																			
TRFNURL62032	Nurol Yatırım Bankası		03/06/20	26/02/20				70.00																			
TRFAKDN62010	Akdeniz Faktoring A.Ş		03/06/20	05/02/20				12.00	02/04/20	98.346		10.32	0			0			0.56	0.04					0.16	0.001	0.16
TRFSUVY62010	Sümer Varlık Yönetimi		05/06/20	05/12/19				10.89																			
TRFSUMF62018	Sümer Faktoring A.Ş.		05/06/20	05/12/19				36.69	24/03/20	96.759		17.91							0.01	0.00					0.18	0.001	0.19
TRFLDFK62013	Lider Faktoring A.Ş.		05/06/20	24/01/20				15.00	27/03/20										0.00	0.00					0.17	0.001	0.18
TRFEKOF62015	Eko Faktoring A.Ş.		05/06/20	05/02/20				15.28	31/03/20										0.03	0.00					0.17	0.001	0.17
TRFKNTF62015	Kent Faktoring A.Ş.		08/06/20	11/02/20				13.25	21/02/20	96.640		12.24							0.01	0.00							
TRFTISB62017	Türkiye İş Bankası A.Ş		08/06/20	06/02/20				819.63																			
TRFFFKR62015	Qnb Finans Finansal K		09/06/20	25/12/19				58.06	24/03/20										0.00	0.00					0.20	0.001	0.20
TRFSKFH62019	Şeker Faktoring Hizme		10/06/20	03/02/20				34.00																			
TRFZORN62027	Zorlu Enerji Elektrik Ü		11/06/20	18/11/19				43.53	17/03/20	96.752		15.05	0			0			0.19	0.02							
TRFZORN62035	Zorlu Enerji Elektrik Ü		11/06/20	05/12/19				94.33	20/03/20										0.11	0.01					0.20	0.001	0.21

Özel Sektör Tahvilleri (TL)

İŞ YATIRIM

Rapor Terimleri

Kodu	Enstrüman	Kpn	Vade ↕	İhraç T.	Çıkış Spread	Alış Fiyatı	Bir son. kupon t.	Toplam Ihrac	Son İşlem Tarihi	Temiz Fiyat	Birikmiş Faiz	Getiri (%)	Faiz∆ Son İki İşgünü			Fiyat Değ.			Hacim Ort.		Spread Bilgisi (bps)				Dur.	Konv.	PVBP * 100
													1G(∆)	1H(∆)	3A(∆)	1G(∆)	1H(∆)	3A(∆)	1H	3A	Son	3A Min.	3A Maks.	3A Ort.			
TRFVKFB62024	Türkiye Vakıflar Banka		12/06/20	21/02/20				513.48																			
TRFVKFB62016	Türkiye Vakıflar Banka		12/06/20	10/01/20				95.66																			
TRFLDFK62021	Lider Faktoring A.Ş.		12/06/20	07/02/20				20.50	20/03/20										0.00	0.00					0.21	0.001	0.21
TRFGDKM62019	Gedik Yatırım Menkul		15/06/20	17/02/20				25.00	20/02/20										0.00	0.00							
TRFTPFC62017	Credıtwest Faktoring A		16/06/20	17/02/20				34.00	02/04/20	98.006		10.3							0.21	0.02					0.19	0.001	0.19
TRFFINF62018	Qnb Finans Faktoring		16/06/20	24/12/19				69.35	30/03/20	97.754		11.21	1	1		0.196	0.196		0.30	0.02					0.20	0.001	0.20
TRFSKFK62013	Şeker Finansal Kiralar		17/06/20	21/02/20				43.00	25/02/20	96.852		10.89							0.00	0.00							
TRFTHAL62024	Türkiye Halk Bankası A		19/06/20	20/12/19				186.50																			
TRFNURL62016	Nurol Yatırım Bankası		25/06/20	27/06/19				100.00																			
TRFATFK62012	Atılım Faktoring A.Ş.		25/06/20	30/12/19				10.00	24/01/20										0.00	0.00							
TRFHYTV62015	Hayat Varlık Yönetim A		26/06/20	30/12/19				53.50	25/03/20	96.556		14.75	-55			0.156			1.45	0.11					0.24	0.002	0.24
TRFATFK72037	Atılım Faktoring A.Ş.		01/07/20	08/01/20				10.00																			
TRFATFK72011	Atılım Faktoring A.Ş.		02/07/20	03/01/20				10.00																			
TRFTAMF72017	Tam Faktoring A.Ş.		03/07/20	06/01/20				51.00	27/03/20										0.30	0.02					0.24	0.002	0.24
TRFTERA72019	Tera Menkul Değerler		03/07/20	07/01/20				35.00	18/03/20										1.52	0.23					0.27	0.002	0.27
TRFTISB72016	Türkiye İş Bankası A.Ş		06/07/20	14/11/19				992.64	24/03/20	96.976		11.5		-47			0.326		4.88	0.38					0.27	0.002	0.27
TRFAKYB72010	Aktif Yatırım Bankası A		08/07/20	10/07/19				400.00	05/02/20										0.07	0.01							
TRFSKFK72012	Şeker Finansal Kiralar		10/07/20	17/01/20				18.48	22/01/20	95.063		11.48							0.00	0.00							
TRFISFN72010	İş Finansal Kiralama A		10/07/20	13/01/20				175.00	27/03/20										0.00	0.00							
TRFLDFK72012	Lider Faktoring A.Ş.		10/07/20	10/01/20				20.00	03/04/20	96.432		14.49							0.02	0.00							
TRFVKFB72015	Türkiye Vakıflar Banka		10/07/20	24/01/20				241.26																			
TRFLDFK82011	Lider Faktoring A.Ş.		07/08/20	07/02/20				15.00	02/03/20	95.352		11.62	2			0.164			0.78	0.06					0.41	0.004	0.39
TRSTISB82018	Türkiye İş Bankası A.Ş		10/08/20	08/08/19				133.98	15/08/19										0.00	0.00							
TRFULFK82015	Ulusal Faktoring A.Ş.		11/08/20	14/02/20				11.50	18/03/20										0.00	0.00					0.37	0.003	0.36
TRFDFKT82014	Doruk Faktoring A.Ş.		12/08/20	12/02/20				50.30	31/03/20										0.23	0.03					0.34	0.003	0.33
TRFBVYS82018	Birikim Varlık Yönetim		12/08/20	06/02/20				17.25	31/03/20	94.781		15.72	-110			0.368			0.99	0.08					0.34	0.003	0.33
TRFVKFB82014	Türkiye Vakıflar Banka		14/08/20	21/02/20		4	18/05/2020	144.77																			
TRFEKOF82013	Eko Faktoring A.Ş.		14/08/20	21/02/20				10.50	17/03/20	95.207		12.7	0	0		0	0		0.11	0.01							
TRFDZBK82036	Denizbank A.Ş.		14/08/20	21/02/20				61.00																			
TRFGLMK82010	Global Menkul Değerle		21/08/20	26/02/20				15.00																			
TRFA1CP82013	A1 Capital Yatırım Me		21/08/20	21/02/20				25.00	25/02/20	94.363		12.63							0.00	0.00							
TRFNURL82014	Nurol Yatırım Bankası		26/08/20	28/08/19				50.00																			
TRFSUVY82018	Sümer Varlık Yönetimi		26/08/20	26/02/20				26.00	26/03/20	95.900		10.5							0.00	0.00					0.40	0.003	0.38
TRFKORT82024	Korteks Mensucat Sar		27/08/20	29/01/20				53.36	24/03/20	93.787		16.19	272			-0.694			0.03	0.00					0.39	0.003	0.37
TRFKORT92015	Korteks Mensucat Sar		18/09/20	07/02/20				22.70																			
TRFZORN92024	Zorlu Enerji Elektrik Ü		18/09/20	21/02/20				44.97	23/03/20										0.00	0.00					0.45	0.004	0.42
TRSTISB92017	Türkiye İş Bankası A.Ş		21/09/20	19/09/19				285.08	16/10/19										0.00	0.00							
TRFAKYB92018	Aktif Yatırım Bankası A		29/09/20	01/10/19				400.00																			
TRFNURLK2010	Nurol Yatırım Bankası		26/11/20	28/11/19				50.00																			
TRFAKYBA2012	Aktif Yatırım Bankası A		09/12/20	11/12/19				300.00																			
TRFAKYB12115	Aktif Yatırım Bankası A		29/01/21	31/01/20				189.18																			

Özel Sektör Tahvilleri (TL)

İŞ YATIRIM

Rapor Terimleri

Kodu	Enstrüman	Kpn	Vade ↕	İhraç T.	Çıkış Spread	Alış Fiyatı	Bir son. kupon t.	Toplam Ihrac	Son İşlem Tarihi	Temiz Fiyat	Birikmiş Faiz	Getiri (%)	Faiz∆ Son İki İşgünü			Fiyat Değ.			Hacim Ort.		Spread Bilgisi (bps)				Dur.	Konv.	PVBP * 100
													1G(∆)	1H(∆)	3A(∆)	1G(∆)	1H(∆)	3A(∆)	1H	3A	Son	3A Min.	3A Maks.	3A Ort.			
Kot içi Finansman Bonoları (Kuponlu)																											
TRFZORN42011	Zorlu Enerji Elektrik Ü	15.68	17/04/20	31/05/19		4	17/04/2020	9.43	20/03/20	100.000	1.07					0	0		0.25	0.02							0.07
TRFZORN42029	Zorlu Enerji Elektrik Ü	15.68	17/04/20	14/06/19		4	17/04/2020	5.27																			
TRFGRAN42010	Türkiye Garanti Banka		20/04/20	20/12/19		12	20/04/2020	750.00	02/04/20	100.290						0.12	0.539		3.05	0.42							
TRFTISB42027	Türkiye İş Bankası A.Ş		22/04/20	27/12/19		12	22/04/2020	500.00	06/04/20										0.00	0.00							
TRFYDTP42018	Yeditepe Faktoring A.S	18.75	22/04/20	30/10/19		12	22/04/2020	12.63																			
TRFDZBK42014	Denizbank A.Ş.		24/04/20	03/01/20			24/04/2020	270.00	04/03/20	100.240						0			2.35	0.18							
TRFERTT52011	Ereğli Tekstil Turizm S	20.00	04/05/20	21/10/19		12	04/05/2020	30.50																			
TRFTHAL52017	Türkiye Halk Bankası		06/05/20	06/11/19		4	06/05/2020	722.00	25/03/20										0.75	0.08							
TRFZORF52016	Zorlu Faktoring A.Ş.	20.00	11/05/20	30/09/19		12	13/04/2020	36.00																			
TRFBVYS52011	Birikim Varlık Yönetim	18.50	13/05/20	27/11/19		12	15/04/2020	26.00	19/03/20		0.10								0.02	0.00					0.13	0.001	0.14
TRFTHAL52025	Türkiye Halk Bankası		15/05/20	15/11/19		4	15/05/2020	300.00	25/03/20										0.00	0.00							
TRFKORT52019	Korteks Mensucat Sar	15.87	15/05/20	20/05/19		4	15/05/2020	23.25	18/03/20	100.000	1.35					0			0.16	0.01					0.15	0.000	0.15
TRFAKBK52037	Akbank T.A.Ş.		18/05/20	21/02/20			18/05/2020	362.55	02/04/20	101.750						0.619	0.619		0.20	0.02							
TRFULFK52018	Ulusal Faktoring A.Ş.	14.65	22/05/20	26/08/19		4	22/05/2020	11.50	01/04/20	99.500	1.53					0			0.09	0.01							0.14
TRFAKBK52029	Akbank T.A.Ş.		22/05/20	20/02/20			22/05/2020	180.00	16/03/20										0.00	0.00							
TRFERTT62010	Ereğli Tekstil Turizm S	17.75	01/06/20	11/11/19		12	27/04/2020	45.00	05/02/20		0.15								0.00	0.00							
TRFZORN62019	Zorlu Enerji Elektrik Ü	21.00	11/06/20	31/10/19		12	07/05/2020	17.67	05/02/20	99.880	0.17	23.56							0.04	0.00					0.30	0.002	0.33
TRFAKYB62011	Aktif Yatırım Bankası		19/06/20	27/12/19		12	10/04/2020	50.00	24/03/20	100.615									1.58	0.12					0.01	0.000	
TRFDVYA62014	Destek Varlık Yönetim	19.12	19/06/20	21/06/19		4	19/06/2020	5.00	10/02/20	100.000	2.84					0			0.05	0.00							0.10
TRFTHAL62016	Türkiye Halk Bankası		19/06/20	20/12/19		4	19/06/2020	495.00	20/03/20	100.000									0.45	0.03							

Özel Sektör Tahvilleri (TL)

İŞ YATIRIM

Rapor Terimleri

Kodu	Enstrüman	Kpn	Vade ↕	İhraç T.	Çıkış Spread	Alış Fiyatı	Bir son. kupon t.	Toplam Ihrac	Son İşlem Tarihi	Temiz Fiyat	Birikmiş Faiz	Getiri (%)	FaizΔ Son İki İşgünü			Fiyat Değ.			Hacim Ort.		Spread Bilgisi (bps)				Dur.	Konv.	PVBP * 100
													1G(Δ)	1H(Δ)	3A(Δ)	1G(Δ)	1H(Δ)	3A(Δ)	1H	3A	Son	3A Min.	3A Maks.	3A Ort.			
TRFYKBK62028	Yapı Ve Kredi Bankas		22/06/20	31/12/19		4	22/06/2020	1,000.00	24/03/20	102.595									1.46	0.11							
TRFZORF62015	Zorlu Faktoring A.Ş.	18.75	23/06/20	12/11/19		12	28/04/2020	35.00																			
TRFFNBK62013	Qnb Finansbank A.Ş.		26/06/20	27/12/19		4	26/06/2020	405.50	06/04/20										5.14	0.53							
TRFERTT62028	Ereğli Tekstil Turizm S	17.25	29/06/20	09/12/19		12	27/04/2020	90.00																			
TRFZORF72014	Zorlu Faktoring A.Ş.	18.50	08/07/20	27/11/19		12	15/04/2020	13.15																			
TRFFNBK72012	Qnb Finansbank A.Ş.		10/07/20	10/01/20		4	10/04/2020	71.34	13/03/20										4.30	0.33							
TRFERTT72019	Ereğli Tekstil Turizm S	14.90	20/07/20	03/02/20		12	27/04/2020	48.00	24/03/20		0.94								0.03	0.00					0.29	0.002	0.31
TRFTHAL72015	Türkiye Halk Bankası ,		23/07/20	18/02/20		6	20/04/2020	150.00	01/04/20	101.530									2.93	0.23					0.02	0.000	
TRFAYTM72018	Aytemiz Akaryakıt Daç	11.73	24/07/20	09/08/19		4	08/05/2020	50.00	24/03/20		1.51								0.16	0.11							0.12
TRFYKBK82018	Yapı Ve Kredi Bankas		07/08/20	21/02/20		4	15/05/2020	518.05	27/03/20										0.00	0.00							
TRFDZBK82010	Denizbank A.Ş.		12/08/20	12/02/20		4	13/05/2020	105.00																			
TRFDZBK82028	Denizbank A.Ş.		12/08/20	17/02/20			12/08/2020	120.00	20/02/20	100.085									4.29	0.33							
TRFVKFB82022	Türkiye Vakıflar Banka		14/08/20	21/02/20		4	18/05/2020	875.00	27/02/20										0.00	0.00							
TRFTHAL82030	Türkiye Halk Bankası ,		14/08/20	26/02/20		4	21/05/2020	402.04																			
TRFTHAL82014	Türkiye Halk Bankası ,		19/08/20	04/09/19		12	06/05/2020	170.00	01/04/20	100.000						-0.85			0.25	0.02							
TRFZORF82013	Zorlu Faktoring A.Ş.	16.50	19/08/20	08/01/20			19/08/2020	11.00																			
TRFFNBK82029	Qnb Finansbank A.Ş.		21/08/20	21/02/20		4	22/05/2020	104.00	24/03/20	101.019						0.682			2.58	0.20							
TRFVKFB82030	Türkiye Vakıflar Banka		21/08/20	25/02/20		4	22/05/2020	387.00	02/03/20										0.00	0.00							
TRFTHAL82022	Türkiye Halk Bankası ,		25/08/20	10/09/19		6	16/06/2020	134.00	11/03/20	101.900						1			0.11	0.01							
TRFKORT82016	Korteks Mensucat Sar	24.00	27/08/20	29/08/19		4	28/05/2020	22.14	05/02/20		4.60								0.00	0.00							
TRFTCZB82013	T.C. Ziraat Bankası A.		27/08/20	29/08/19		4	28/05/2020	750.00	24/03/20	101.250									0.39	0.35							
TRFZORN92016	Zorlu Enerji Elektrik Üı	21.00	18/09/20	20/09/19		4	19/06/2020	17.62	26/03/20		0.40								0.00	0.00					0.43	0.004	0.46
TRFNHOL92017	Nurol Holding A.Ş.	21.50	25/09/20	27/09/19		4	26/06/2020	220.00																			
TRFGLMDE2013	Global Yatırım Holding	14.75	06/10/20	10/01/20			10/04/2020	124.62	09/03/20	99.999									0.61	0.08							
TRFATAYE2028	Ata Gayrimenkul Yatır	14.00	16/10/20	18/10/19		4	17/04/2020	50.00	03/04/20	100.002	3.07								0.17	0.04							
TRFDVYAE2013	Destek Varlık Yönetim	14.23	23/10/20	25/10/19			24/04/2020	9.00	19/11/19										0.01	0.00							
TRFZORNE2010	Zorlu Enerji Elektrik Üı	21.50	23/10/20	31/10/19		4	30/04/2020	54.68	16/03/20	100.000									0.10	0.01							
TRFTHALE2018	Türkiye Halk Bankası ,		23/10/20	08/11/19		12	04/05/2020	211.00	27/03/20	100.030									0.64	0.16							
TRFZORFK2012	Zorlu Faktoring A.Ş.	16.50	05/11/20	30/01/20		12	22/04/2020	31.00																			
TRFHYTVK2010	Hayat Varlık Yönetim ,	13.87	13/11/20	15/11/19		4	15/05/2020	59.00	26/03/20	100.100	1.60					1.1			0.22	0.03							0.13
TRFKORTK2013	Korteks Mensucat Sar	16.00	16/11/20	26/12/19		12	30/04/2020	38.11	24/02/20	100.000	1.27								0.03	0.02							0.01
TRFTPFCK2016	Credıtwest Faktoring A	13.64	16/11/20	17/02/20		4	18/05/2020	19.50	13/03/20										0.00	0.00							
TRFMLPCA2017	Mlp Sağlık Hizmetleri ,	13.96	04/12/20	20/12/19		12	20/04/2020	150.00	03/04/20		0.65								0.02	0.02							0.04
TRFNHOLA2012	Nurol Holding A.Ş.	15.75	16/12/20	18/12/19		4	17/06/2020	30.00	24/03/20		0.30								0.00	0.01					0.65	0.007	0.68
TRSERTTA2013	Ereğli Tekstil Turizm S	14.00	29/12/20	30/12/19			29/12/2020	50.00																			
TRFTHAL12110	Türkiye Halk Bankası ,		11/01/21	13/01/20			13/04/2020	151.00																			
TRFKORT12112	Korteks Mensucat Sar	15.00	20/01/21	29/01/20		4	29/04/2020	91.37	23/03/20		2.26								0.04	0.00							0.10
TRFBASR12138	Başer Faktoring A.Ş.	13.25	29/01/21	11/02/20		4	11/05/2020	5.00																			
TRFBASR22111	Başer Faktoring A.Ş.	13.25	04/02/21	11/02/20		4	11/05/2020	5.00																			
TRFZORN22112	Zorlu Enerji Elektrik Üı	15.00	12/02/21	21/02/20		4	22/05/2020	102.42	24/03/20										0.00	0.00							

Özel Sektör Tahvilleri (TL)

İŞ YATIRIM

Rapor Terimleri

Kodu	Enstrüman	Kpn	Vade ↕	İhraç T.	Çıkış Spread	Alış Fiyatı	Bir son. kupon t.	Toplam Ihrac	Son İşlem Tarihi	Temiz Fiyat	Birikmiş Faiz	Getiri (%)	Faiz∆ Son İki İşgünü			Fiyat Değ.			Hacim Ort.		Spread Bilgisi (bps)				Dur.	Konv.	PVBP * 100
													1G(∆)	1H(∆)	3A(∆)	1G(∆)	1H(∆)	3A(∆)	1H	3A	Son	3A Min.	3A Maks.	3A Ort.			
Özel Sektör Tahvilleri																											
Özel Sektör Tahvilleri (Kot içi)																											
TRSAREN42018	Arena Faktoring A.Ş.	16.01	10/04/20	13/04/18	475	4	10/04/2020	7.00	31/03/20	100.000	3.60					0			1.91	0.83					0.03	0.000	0.03
TRSAKBK42015	Akbank T.A.Ş.		15/04/20	04/03/19				125.60	03/04/20										0.00	0.03					0.02	0.000	0.02
TRSAKYB42016	Aktif Yatırım Bankası /		16/04/20	18/04/18				400.00																			
TRSOPAS42010	Opet Petrolcülük A.Ş.	15.60	21/04/20	24/04/18		2	21/04/2020	190.00	18/03/20		6.39								0.37	0.04					0.09	0.000	0.10
TRSKFTF42016	Koç Fıat Kredi Finansı	15.86	30/04/20	04/05/18		2	30/04/2020	100.00	20/03/20		6.22								0.01	0.03					0.10	0.001	0.11
TRSDEVA52010	Deva Holding A.Ş.	12.98	04/05/20	07/05/18	325	4	04/05/2020	80.00	31/03/20	100.000	2.06					0	0		0.49	0.06					0.09	0.000	0.09
TRSTHAL52010	Türkiye Halk Bankası /	23.00	05/05/20	03/05/19		4	01/05/2020	520.00	26/06/19	100.000									0.74	0.06							
TRSVERA52010	Vera Varlık Yönetim A	15.73	06/05/20	07/05/18	550	4	06/05/2020	25.00	01/04/20		2.37								0.08	0.14							
TRSPLDG52014	Palgaz Doğalgaz Dağı	15.36	14/05/20	15/05/18	500	4	14/05/2020	80.00	25/03/20		1.77								0.85	0.35							0.13
TRSVKFB52028	Türkiye Vakıflar Banka	22.50	22/05/20	17/05/19		4	18/05/2020	2.11																			
TRSKCTY62012	Koçtaş Yapı Marketler	13.40	11/06/20	15/06/17		2	11/06/2020	50.00	19/06/17	100.000									0.03	0.00							
TRSTISB62010	Türkiye İş Bankası A.Ş		29/06/20	17/06/19				15.43	24/03/20	97.323		10.75	-78			0.588			0.25	0.03					0.25	0.002	0.25
TRSHYTV72017	Hayat Varlık Yönetim /	24.00	02/07/20	06/07/17	550	4	02/07/2020	6.00																			
TRFGLMD72016	Global Yatırım Holding	13.95	06/07/20	08/07/19		4	06/07/2020	20.00	03/04/20										0.20	0.02							0.24
TRSMGTI72011	Migros Ticaret A.Ş.	13.72	16/07/20	19/07/18		4	16/04/2020	75.00	02/01/20	100.000	3.98					0.86			0.38	0.08					0.04	0.000	0.04
TRSYDAT72010	Yda İnşaat Sanayi Ve	13.73	22/07/20	26/07/16	350	4	22/04/2020	125.00	25/03/20	90.000	2.41								0.41	0.09					0.10	0.000	0.07
TRSORFN72013	Orfin Finansman A.Ş.	13.98	24/07/20	21/07/17		4	22/04/2020	135.00	03/04/20		2.91								0.32	0.34					0.04	0.001	0.05
TRSKOTN82018	Koton Mağazacılık Tel	26.00	12/08/20	05/08/19			04/05/2020	49.75																			
TRSADNA92011	Adana Çimento Sanay		07/09/20	10/09/18	385	4	29/04/2020	75.00	26/03/20										0.00	0.03							
TRSHYTV92015	Hayat Varlık Yönetim /	15.01	11/09/20	15/09/17	475	4	12/06/2020	56.00	05/03/20		4.07								0.00	0.21					0.02	0.000	0.02
TRSKRSNE2018	Karsan Otomotiv Sana	15.32	13/10/20	17/10/17	500	4	14/04/2020	88.00	05/03/20	100.100	2.18								0.69	0.09					0.11	0.000	0.11
TRSMGTIE2015	Migros Ticaret A.Ş.	14.98	21/10/20	24/10/18	475	4	24/04/2020	46.00	31/03/20	100.000	2.87								0.05	0.00					0.06	0.000	0.06
TRSAKYBE2039	Aktif Yatırım Bankası /		23/10/20	26/10/18				399.35	19/12/19										0.02	0.00							
TRSORFNE2019	Orfin Finansman A.Ş.	13.47	30/10/20	27/10/17	360	4	24/04/2020	150.00	11/11/19		0.83								0.15	0.44							
TRSISGYK2014	İş Gayrimenkul Yatırın		13/11/20	23/10/19				50.00	24/03/20	93.357		11.32	-29			0.546			0.18	0.12					0.60	0.007	0.56
TRSTISBK2016	Türkiye İş Bankası A.Ş		16/11/20	14/11/19				348.10	08/01/20										0.76	0.06							
TRSKORTK2034	Korteks Mensucat Sar	18.50	16/11/20	14/11/19		12	20/04/2020	26.48																			
TRSKORTK2018	Korteks Mensucat Sar	32.00	16/11/20	20/05/19		2	18/05/2020	8.18																			
TRSKORTK2026	Korteks Mensucat Sar	32.00	16/11/20	01/07/19		2	29/06/2020	2.10																			
TRSHZRFK2016	Huzur Faktoring A.Ş.	18.00	23/11/20	22/11/19		12	27/04/2020	4.32																			
TRSISGYA2016	İş Gayrimenkul Yatırın		11/12/20	03/12/19				68.80	24/03/20	92.620		11.27	-39			0.62			0.90	0.07					0.68	0.008	0.61
TRSZORNA2035	Zorlu Enerji Elektrik Ü	18.50	16/12/20	05/12/19		12	09/04/2020	24.04	07/01/20										0.09	0.01							
TRSZORNA2019	Zorlu Enerji Elektrik Ü		16/12/20	31/05/19			29/05/2020	5.65																			
TRSZORNA2027	Zorlu Enerji Elektrik Ü		16/12/20	14/06/19		2	12/06/2020	1.80	21/08/19										0.00	0.00							
TRSHEKTA2014	Hektaş Ticaret A.Ş.	11.96	18/12/20	21/12/18		4	19/06/2020	38.00	26/03/20		0.23								0.00	0.02							
TRSFNBK12110	Qnb Finansbank A.Ş.		08/01/21	03/01/20		4	03/07/2020	99.04	08/01/20	100.385						0.404			8.58	0.67							
TRSBOLU12115	Bolu Çimento Sanayi /	13.13	11/01/21	14/01/19		4	14/04/2020	50.00	23/03/20	100.000	2.48					0			0.20	0.05							
TRSKORT12115	Korteks Mensucat Sar	30.00	20/01/21	26/07/19		4	22/04/2020	9.32	02/08/19	100.575									0.01	0.00							
TRSZORN12124	Zorlu Enerji Elektrik Ü	21.00	20/01/21	20/09/19		4	19/06/2020	12.18																			
TRSZORN12116	Zorlu Enerji Elektrik Ü	30.00	20/01/21	24/07/19		4	22/04/2020	24.31	11/03/20	105.000	4.11					-5			0.28	0.02							0.12
TRSTPRS12115	Tüpraş-Türkiye Petrol	11.10	22/01/21	25/01/19		4	24/04/2020	250.00	24/03/20	99.700	1.83					-0.2			1.73	0.32					0.08	0.000	0.08
TRSISGY12113	İş Gayrimenkul Yatırın	12.23	25/01/21	28/01/19		4	27/04/2020	100.00	27/03/20	100.000	2.11								0.28	0.07							
TRSAKYB12118	Aktif Yatırım Bankası /		29/01/21	01/02/19				300.00																			
TRSAKBK12117	Akbank T.A.Ş.		29/01/21	09/10/19				150.00	03/04/20										0.12	0.04					0.76	0.009	0.64
TRSTPRS22114	Tüpraş-Türkiye Petrol	14.66	05/02/21	08/02/19		4	08/05/2020	400.00	30/03/20		2.13								0.35	0.30					0.17	0.001	0.10
TRSARCL22117	Arçelik A.Ş.	14.28	12/02/21	15/02/19		4	15/05/2020	500.00	27/03/20	99.900	1.76						0		0.70	0.36					0.16	0.000	0.13
TRSOPAS22111	Opet Petrolcülük A.Ş.	12.92	18/02/21	22/02/18		4	21/05/2020	75.00	24/03/20		1.20								0.25	0.11					0.16	0.000	0.15
TRSOPAS22129	Opet Petrolcülük A.Ş.	11.21	19/02/21	22/02/19		4	22/05/2020	250.00	24/03/20	100.500	1.01								1.38	0.21							0.16
TRSENRJ22110	Enerjisa Elektrik Dağıt	4.75	23/02/21	02/03/17	475	2	25/08/2020	405.00	03/04/20		0.53								0.70	0.41		-700	-604	-642	0.93	0.015	0.65
TRSMGTI22115	Migros Ticaret A.Ş.	13.73	24/02/21	27/02/19		4	27/05/2020	200.00	26/03/20	99.900	1.13					0			0.77	0.11					0.16	0.000	0.16
TRSKORT32113	Korteks Mensucat Sar	25.00	03/03/21	29/08/19		4	28/05/2020	5.32	23/09/19	100.000									0.02	0.00							
TRSHEKT32123	Hektaş Ticaret A.Ş.	11.76	10/03/21	13/03/19		4	10/06/2020	57.00	06/04/20		0.87								0.00	0.02					0.22	0.001	0.17
TRSYKBK32115	Yapı Ve Kredi Bankas		11/03/21	13/02/20		4	21/05/2020	286.45	26/03/20	101.200									0.68	0.05							
TRSOTKO32110	Otokoç Otomotiv Tic V	11.17	15/03/21	18/03/19		4	15/06/2020	300.00	31/03/20		0.49								0.00	0.03					0.21	0.001	0.21

Özel Sektör Tahvilleri (TL)

İŞ YATIRIM

Rapor Terimleri

Kodu	Enstrüman	Kpn	Vade ↕	İhraç T.	Çıkış Spread	Alış Fiyatı	Bir son. kupon t.	Toplam Ihrac	Son İşlem Tarihi	Temiz Fiyat	Birikmiş Faiz	Getiri (%)	Faiz∆ Son İki İşgünü			Fiyat Değ.			Hacim Ort.		Spread Bilgisi (bps)				Dur.	Konv.	PVBP * 100
													1G(∆)	1H(∆)	3A(∆)	1G(∆)	1H(∆)	3A(∆)	1H	3A	Son	3A Min.	3A Maks.	3A Ort.			
TRSCMSA32112	Çimsa Çimento Sanay	10.45	18/03/21	21/03/19		4	19/06/2020	150.00	01/04/20		0.40								0.09	0.15					0.21	0.001	0.21
TRSISGY32111	İş Gayrimenkul Yatırın	13.56	23/03/21	27/03/18	250	4	23/06/2020	100.00	24/03/20	100.000	0.04					0			1.09	0.14					-0.01	0.009	0.24
TRSTBTF32116	Teb Finansman A.Ş.	10.15	26/03/21	27/09/19		4	26/06/2020	53.10	29/01/20	100.000						0			0.35	0.05							
TRSGLMD42111	Global Yatırım Holding	15.50	06/04/21	10/01/20			10/04/2020	125.38	06/04/20	98.400						0			0.18	0.43							
TRSAKBK42114	Akbank T.A.Ş.		08/04/21	18/12/19				503.94	03/04/20										0.00	0.00					0.95	0.013	0.79
TRSDEVA52119	Deva Holding A.Ş.	13.23	04/05/21	07/05/18	350	4	04/05/2020	65.00	23/03/20	100.000	1.81					0	0		0.25	0.16							
TRSKORT52111	Korteks Mensucat Sar	19.00	07/05/21	14/11/19		4	14/05/2020	11.24	21/02/20	100.000	0.57								0.09	0.01							0.21
TRSERGL52117	Ereğli Demir Çelik Fat	10.69	28/05/21	31/05/19		4	29/05/2020	550.00	02/04/20		1.03								1.03	0.76					0.15	0.000	0.15
TRSZORN62111	Zorlu Enerji Elektrik Ü	19.00	03/06/21	05/12/19		4	04/06/2020	14.60	12/03/20	100.000	0.42					0			0.05	0.00							0.22
TRSHYTV62117	Hayat Varlık Yönetim	15.01	09/06/21	13/06/18	475	4	10/06/2020	31.00	06/03/20		4.32								0.00	0.08					0.01	0.000	0.01
TRSKFTF62113	Koç Fıat Kredi Finansı	-0.80	10/06/21	13/06/19		4	11/06/2020	90.00	27/03/20										0.00	0.06					-0.01	0.000	0.20
TRSKCTF62110	Koç Finansman A.Ş.	11.07	14/06/21	17/06/19		4	15/06/2020	70.00	26/02/20		2.67								0.03	0.05							
TRSKALE62114	Kaleseramik	14.16	17/06/21	21/06/18		4	18/06/2020	50.00	04/03/20		3.16								0.12	0.03							
TRSASLN62118	Aslan Çimento A.Ş.	10.31	18/06/21	21/06/19		4	19/06/2020	130.00	06/04/20		0.51								0.00	0.03							
TRSAYGZ62110	Aygaz A.Ş.	10.11	18/06/21	21/06/19		4	19/06/2020	90.00	06/04/20		0.50								0.09	0.05							
TRSTATK62115	Tat Gıda Sanayi A.Ş.	10.10	23/06/21	26/06/19		4	24/06/2020	70.00	20/03/20	100.000	2.85								0.02	0.01					0.04	0.000	0.01
TRSBOLU72119	Bolu Çimento Sanayi	11.82	05/07/21	08/07/19		4	06/07/2020	116.00	11/03/20		2.14								0.12	0.02					0.07	0.000	0.07
TRSSRTN72114	Sarten Ambalaj Sanay	14.28	09/07/21	12/07/19		4	10/04/2020	50.00	24/03/20	100.000	2.93					0			0.95	0.07					0.12	0.001	0.04
TRSMGTI72110	Migros Ticaret A.Ş.	14.84	14/07/21	19/07/18		4	16/04/2020	75.00	13/02/20		1.18								0.01	0.01							
TRSKCTF72127	Koç Finansman A.Ş.	4.26	14/07/21	17/07/19		4	15/04/2020	100.00	02/12/19		2.24								0.00	0.00							
TRSARCL72112	Arçelik A.Ş.	10.73	16/07/21	24/07/19		4	22/04/2020	500.00	27/03/20	99.900	2.00								0.30	0.32					0.12	0.013	0.06
TRSDOGH72112	Doğuş Holding A.Ş.	13.98	26/07/21	31/07/17	375	4	27/04/2020	350.00	25/02/20	98.466	1.15					0			0.12	0.49					0.16	0.001	0.17
TRSOTKO72116	Otokoç Otomotiv Tic V	10.83	30/07/21	02/08/19		4	04/05/2020	200.00	20/03/20		1.54								0.31	0.03					0.23	0.013	0.11
TRSAYGZ82118	Aygaz A.Ş.	10.78	04/08/21	07/08/19		4	06/05/2020	80.00	27/03/20		1.60								0.13	0.01					0.10	0.000	0.10
TRSALNF82113	Alternatif Bank A.Ş.		26/08/21	29/08/19		4	28/11/2019	50.00	21/02/20	103.230						0.27	0.588		0.01	0.41							
TRSAIGY92113	Akiş Gayrimenkul Yatı	13.25	08/09/21	11/09/19		4	10/06/2020	100.00	06/04/20		0.98								0.00	0.02							0.18
TRSORFN92110	Orfin Finansman A.Ş.	14.78	10/09/21	07/09/18		4	05/06/2020	30.00	26/03/20		0.85								0.00	0.13							
TRSENSAE2114	Enerjisa Enerji A.Ş.	4.75	15/10/21	20/10/17	475	2	17/04/2020	100.00	26/03/20		2.10								0.08	0.04					1.63	0.041	1.06
TRSTHALK2114	Türkiye Halk Bankası		03/11/21	06/11/19		4	06/05/2020	605.00		101.500						0			1.37	0.11							
TRSARENK2117	Arena Faktoring A.Ş.	14.85	05/11/21	08/11/19		4	08/05/2020	10.00	31/03/20	100.000	2.20					0			1.59	0.52							0.10
TRSUSAKK2119	Uşak Seramik Sanayii	14.99	10/11/21	14/11/19		12	13/04/2020	30.00	26/11/19	100.000									0.01	0.00							
TRSAKFHK2111	Akfen Holding A.Ş.	12.93	17/11/21	20/11/19		4	20/05/2020	200.00	06/04/20		1.70								0.00	0.04					0.12	0.000	0.12
TRSNHOLA2116	Nurol Holding A.Ş.	33.00	20/12/21	24/12/18		4	22/06/2020	120.00																			
TRSMGTIA2118	Migros Ticaret A.Ş.	11.45	20/12/21	23/12/19		4	22/06/2020	200.00	06/04/20		0.47								0.00	0.01					0.25	0.001	0.21
TRSNHOLA2124	Nurol Holding A.Ş.	33.00	23/12/21	27/12/18		4	25/06/2020	180.00																			
TRSARENA2127	Arena Faktoring A.Ş.	15.82	23/12/21	26/12/19		4	26/06/2020	25.00	31/03/20	100.000	0.26								0.93	0.07							0.23
TRSAKFH22212	Akfen Holding A.Ş.	13.00	04/02/22	07/02/20		4	08/05/2020	150.00	06/04/20										0.59	0.05					-0.01	-0.001	
TRSTISB22212	Türkiye İş Bankası A.Ş		07/02/22	10/02/20		4	11/05/2020	1,050.00	06/04/20										1.42	0.24					0.04	0.000	
TRSYDAT32212	Yda İnşaat Sanayi Ve	14.77	16/03/22	15/12/17	375	4	17/06/2020	190.00	24/03/20	100.000	0.28					0			0.13	0.26					0.00	0.000	0.22
TRSENSA72211	Enerjisa Enerji A.Ş.	5.00	26/07/22	01/08/17	500	2	28/07/2020	335.00	03/04/20		0.95								0.40	0.58		-779	-522	-651	2.24	0.071	1.55
TRSERYPK2216	Eryap Mühendislik İnş		17/11/22	21/11/19				125.00																			
TRSERYPK2224	Eryap Mühendislik İnş		30/11/22	04/12/19				125.00																			
TRSERYP12313	Eryap Mühendislik İnş	14.44	11/01/23	15/01/20		2	16/07/2020	75.00																			
TRSENSA32314	Enerjisa Enerji A.Ş.	5.00	30/03/23	05/04/18	500	2	01/10/2020	162.00	03/04/20		0.05								0.60	0.35		-644	-525	-585	2.80	0.105	1.85
TRSTHAL92446	Türkiye Halk Bankası		13/09/24	20/09/19		4	19/06/2020	130.00	17/02/20	101.023									0.43	0.03							

Özel Sektör Tahvilleri (TL)

İŞ YATIRIM

Rapor Terimleri

Kodu	Enstrüman	Kpn	Vade ↕	İhraç T.	Çıkış Spread	Alış Fiyatı	Bir son. kupon t.	Toplam Ihrac	Son İşlem Tarihi	Temiz Fiyat	Birikmiş Faiz	Getiri (%)	Faiz∆ Son İki İşgünü			Fiyat Değ.			Hacim Ort.		Spread Bilgisi (bps)				Dur.	Konv.	PVBP * 100
													1G(∆)	1H(∆)	3A(∆)	1G(∆)	1H(∆)	3A(∆)	1H	3A	Son	3A Min.	3A Maks.	3A Ort.			
Banka Bonoları (Kot içi)																											
VDMK (Kot içi)																											
TRPAK5F42018	Aktif Yatırım Bankası A		24/04/20	18/07/19				12.20	04/10/19										0.00	0.00							
TRPAKT852010	Aktif Yatırım Bankası A		29/05/20	08/12/17				32.75																			
TRPAK9E52012	Aktif Yatırım Bankası A		29/05/20	19/03/18				18.40																			
TRPAK5F52017	Aktif Yatırım Bankası A		29/05/20	15/09/17				8.30																			
TRPAKT262012	Aktif Yatırım Bankası A		16/06/20	25/12/19				32.25	03/03/20										0.00	0.00					0.27	0.002	0.27
TRPAK1062013	Aktif Yatırım Bankası A		19/06/20	20/09/18				20.35																			
TRPAK2E62016	Aktif Yatırım Bankası A		30/06/20	16/10/19				24.50	18/10/19	89.967		16.27	0			0.035			1.11	0.09							
TRPDUAV82019	Ünlü Menkul Değerler		14/08/20	22/11/19				4.00	31/03/20	100.000		17.83	-27			0			0.00	0.00							
TRPAK5F82014	Aktif Yatırım Bankası A		27/08/20	15/09/17				6.65																			
TRPAK9E82019	Aktif Yatırım Bankası A		31/08/20	19/03/18				18.25																			
TRPAKT882017	Aktif Yatırım Bankası A		31/08/20	08/12/17				32.60																			
TRPDUAV92018	Ünlü Menkul Değerler		15/09/20	22/11/19				6.00	31/03/20	100.000		17.7	-26			0			0.00	0.00							
TRPAK1092010	Aktif Yatırım Bankası A		18/09/20	20/09/18				18.60																			
TRPAKT292019	Aktif Yatırım Bankası A		23/09/20	25/12/19				20.05	19/03/20										0.00	0.00					0.49	0.005	0.46
TRPAK2E92013	Aktif Yatırım Bankası A		30/09/20	16/10/19				22.40	18/10/19	86.621		16.26							0.99	0.08							
TRPAKT8K2017	Aktif Yatırım Bankası A		30/11/20	08/12/17				31.65																			
TRPAK9EK2011	Aktif Yatırım Bankası A		30/11/20	19/03/18				18.00																			
TRPAK10A2011	Aktif Yatırım Bankası A		18/12/20	20/09/18				17.60																			
TRPAK5FA2016	Aktif Yatırım Bankası A		29/12/20	15/09/17				6.85																			
TRPAK2EA2010	Aktif Yatırım Bankası A		30/12/20	16/10/19				19.70																			
TRPAK9E22114	Aktif Yatırım Bankası A		26/02/21	19/03/18				16.10																			
TRPAKT822112	Aktif Yatırım Bankası A		26/02/21	08/12/17				29.60																			
TRPAK1032115	Aktif Yatırım Bankası A		19/03/21	20/09/18				16.60	27/03/20										0.00	0.00							
TRPAK2E32118	Aktif Yatırım Bankası A		31/03/21	16/10/19				18.05																			
TRPAKT852119	Aktif Yatırım Bankası A		31/05/21	08/12/17				23.85																			
TRPAK9E52111	Aktif Yatırım Bankası A		31/05/21	19/03/18				13.30	27/03/20										0.00	0.00							
TRPAK1062112	Aktif Yatırım Bankası A		18/06/21	20/09/18				14.00	27/03/20										0.00	0.00							
TRPAK2E62115	Aktif Yatırım Bankası A		30/06/21	16/10/19				13.70	19/03/20										0.00	0.00					1.19	0.020	0.86
TRPAK1092119	Aktif Yatırım Bankası A		17/09/21	20/09/18				10.75	27/03/20										0.00	0.00							
TRPAK9E92117	Aktif Yatırım Bankası A		24/09/21	19/03/18				9.15	27/03/20										0.00	0.00							
TRPAK2E92112	Aktif Yatırım Bankası A		30/09/21	16/10/19				7.80																			
TRPAKT8E2114	Aktif Yatırım Bankası A		26/10/21	08/12/17				17.25	31/03/20										0.00	0.00							
TRPAK2EK2117	Aktif Yatırım Bankası A		30/11/21	16/10/19				1.10	19/03/20										0.00	0.00					1.64	0.035	0.55
TRPAK10A2110	Aktif Yatırım Bankası A		17/12/21	20/09/18				8.75	02/04/20										0.00	0.00							
TRPAK1032214	Aktif Yatırım Bankası A		18/03/22	20/09/18				7.30																			
TRPAK1132212	Aktif Yatırım Bankası A	21.50	22/03/22	19/03/19		4	19/06/2020	225.00																			
TRPAK1082219	Aktif Yatırım Bankası A		02/08/22	20/09/18				5.55																			
TRPKYVFA2318	T.K.Y.B Varlık Finansr	16.99	07/12/23	07/12/18		4	07/06/2020	3,150.00	13/03/20		0.42								12.01	1.01					2.73	0.100	3.22
TRPTYV232410	T.K.Y.B Varlık Finansr	16.75	15/03/24	15/03/19		4	15/06/2020	1,000.00	20/01/20	118.408	1.68					1.732			1.54	0.23							
Banka Bonoları (Kot içi kuponlu)																											
Finansman Bonoları																											

Özel Sektör Tahvilleri (TL)

İŞ YATIRIM

Rapor Terimleri

Kodu	Enstrüman	Kpn	Vade ↕	İhraç T.	Çıkış Spread	Alış Fiyatı	Bir son. kupon t.	Toplam Ihrac	Son İşlem Tarihi	Temiz Fiyat	Birikmiş Faiz	Getiri (%)	Faiz∆ Son İki İşgünü			Fiyat Değ.			Hacim Ort.		Spread Bilgisi (bps)				Dur.	Konv.	PVBP * 100
													1G(∆)	1H(∆)	3A(∆)	1G(∆)	1H(∆)	3A(∆)	1H	3A	Son	3A Min.	3A Maks.	3A Ort.			

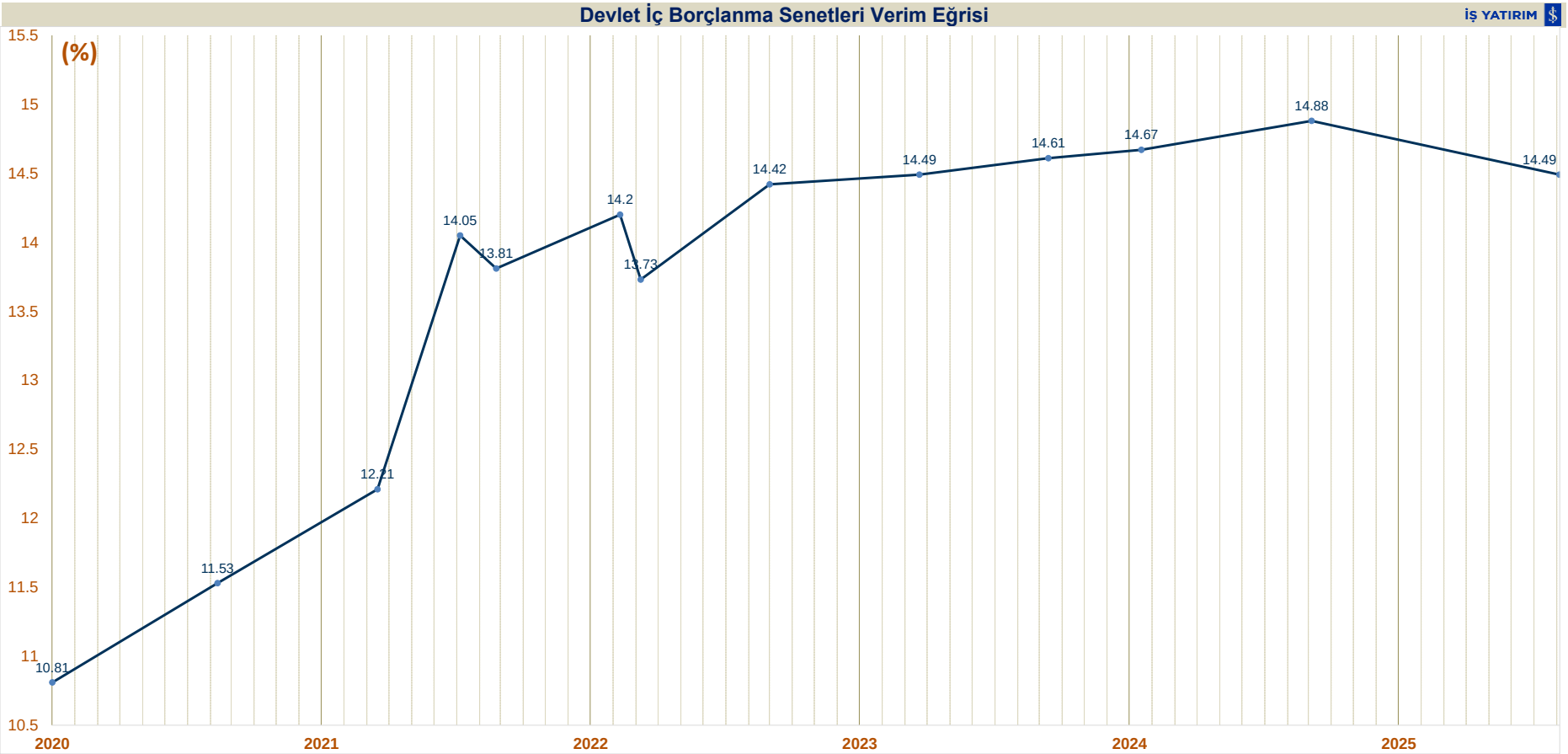
Devlet İç Borçlanma Senetleri Verim Eğrisi
İŞ YATIRIM
(%)
15.5
15
14.5
14
13.5
13
12.5
12
11.5
11
10.5
10.81
11.53
12.21
14.05
13.81
14.2
13.73
14.42
14.49
14.61
14.67
14.88
14.49
2020
2021
2022
2023
2024
2025

Devlet ve Özel Sektör Türk Eurobondları Verim Eğrisi

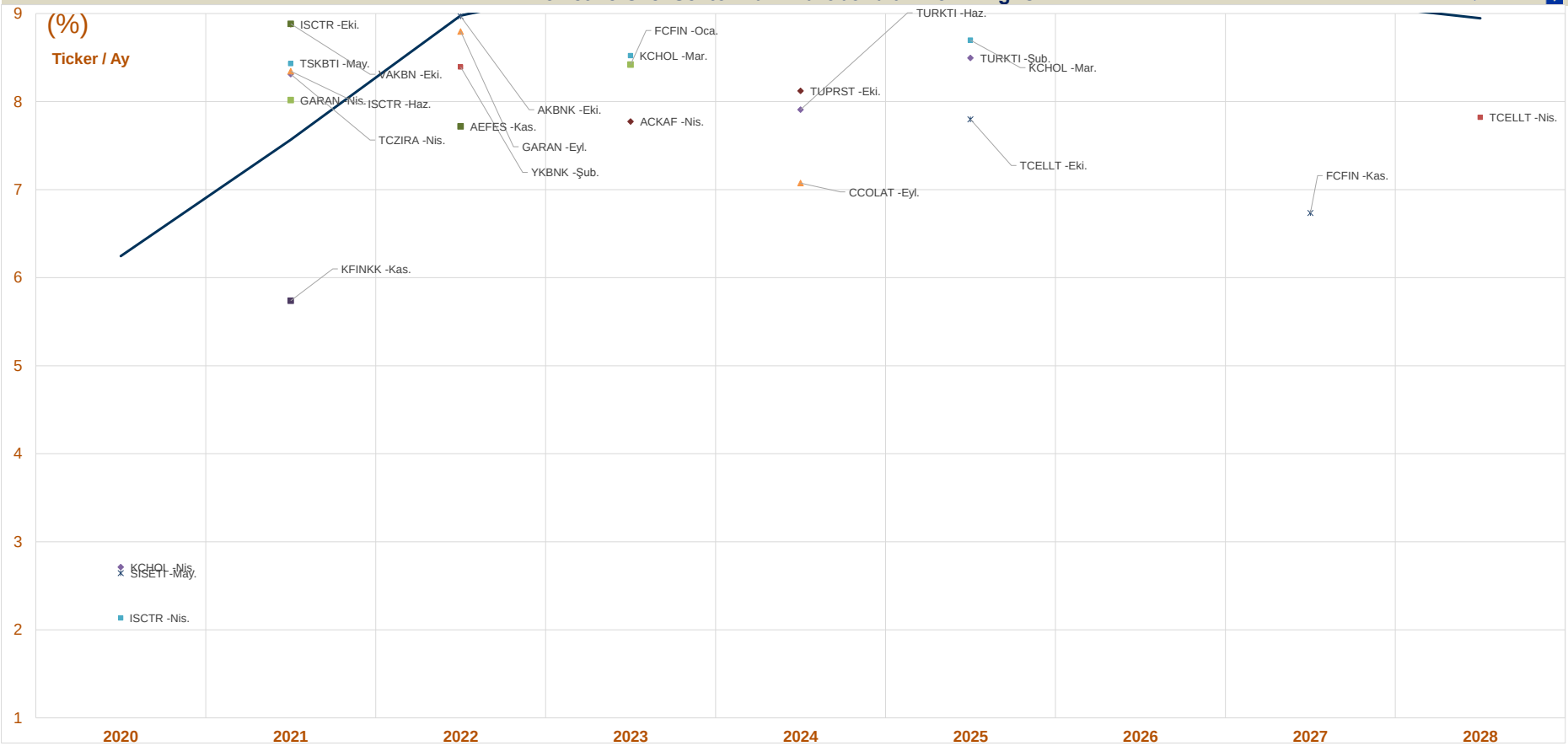

Yurtdışı Devlet ve Özel Sektör Eurotahvilleri

İŞ YATIRIM

2020-2021 Yılları Eurobond

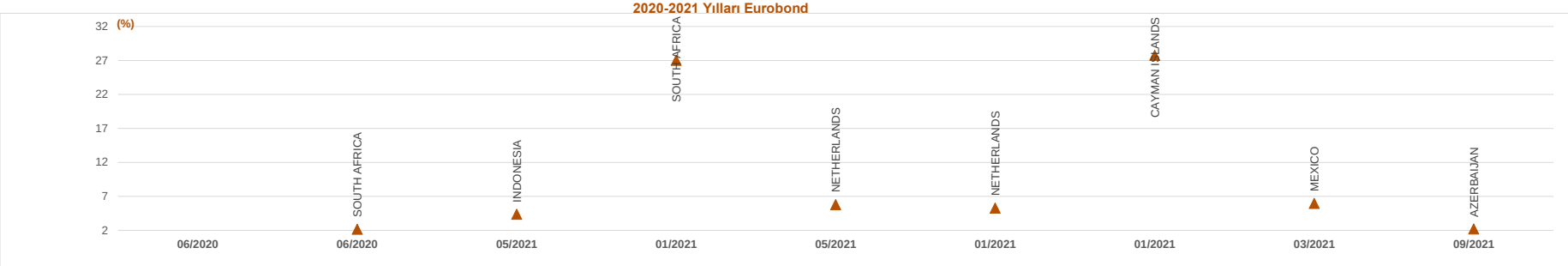

2022-2023 Yılları Eurobond

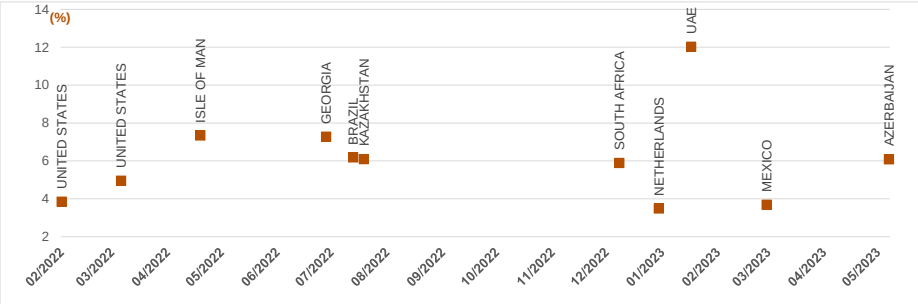

2024-2025 Yılları Eurobond

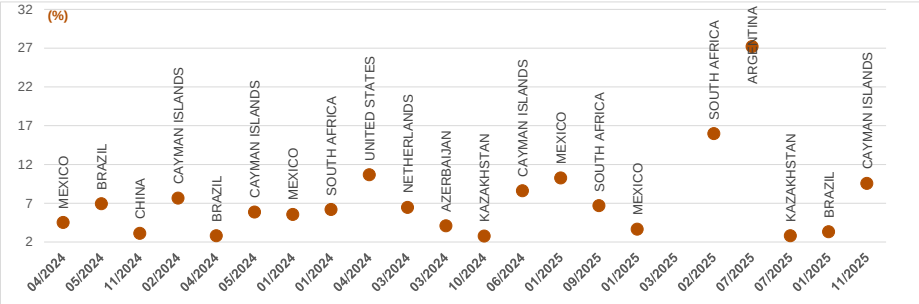

2026-2027 Yılları Eurobond

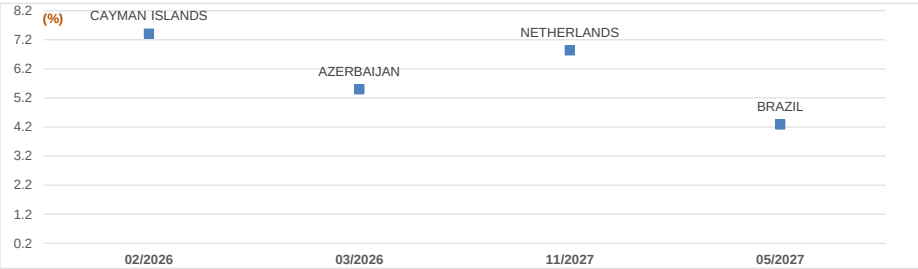

ABD Tahvilleri

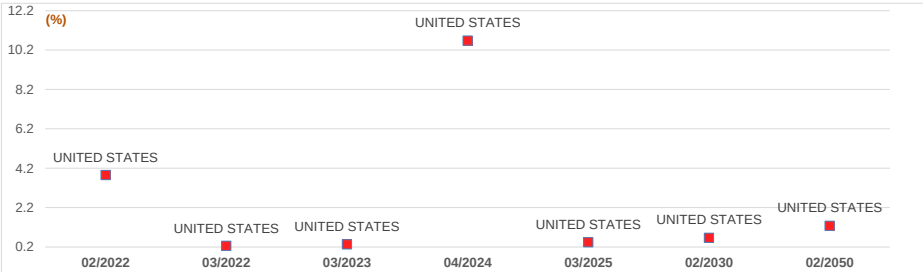

Kredi Notları -Türk ve Yurtdışı Devlet ve Özel Sektör Eurotahvilleri

İŞ YATIRIM

Rapor Terimlerini Açıklayıcı Doküman

Ülke ve Sirket Görünüm & Notları					Moody's			Fitch			S&P		
ISIN	Ticker	Vade ↕	Kur	Getiri (%)	Rating	Uzun Dönem YP	Görünüm	Rating	Uzun Dönem YP	Görünüm	Rating	Uzun Dönem YP	Görünüm
TURKEY													
XS1219733752	TSKBTI 5.125 20	04/2020	USD	-2.947	B3		NEG	B+		STABLE			
XS0922615819	KCHOL 3.5 20	04/2020	USD	2.713	B1		NEG				BB-	BB-	STABLE
XS1121459074	ISCTR 5 20	04/2020	USD	2.135	B3		NEG	B+		NEG		B+	NEG
XS1132450427	YASARH 8.875 20	05/2020	USD	-229.628	WR			B-		NEG			
XS0927634807	SISETI 4.25 20	05/2020	USD	2.644	B1		NEG	BB-		STABLE	NR	NR	
XS0503454166	TURKEY 5.125 20	05/2020	EUR	3.496	B1	B1	NEG	BB-		STABLE	NR	B+u	STABLE
US900123AX87	TURKEY 7 20	06/2020	USD	6.245	B1	B1	NEG	BB-		STABLE	NR	B+u	STABLE
XS0957598070	MERSIN 5.875 20	08/2020	USD	-95.229	WR			WD		NEG	NR	BB-	STABLE
JP579200FHQ1	TURKEY 1.81 20	12/2020	JPY	0.926		B1	NEG	BB-		STABLE		B+u	STABLE
JP579200CHQ8	TURKEY 1.81 20	12/2020	JPY	0.961		B1	NEG	BB-		STABLE		B+u	STABLE
JP579200KHQ1	TURKEY 1.81 20	12/2020	JPY	0.894		B1	NEG	BB-		STABLE		B+u	STABLE
JP579200AHQ2	TURKEY 1.81 20	12/2020	JPY	0.783		B1	NEG	BB-		STABLE		B+u	STABLE
JP579200DHQ6	TURKEY 1.81 20	12/2020	JPY	0.985		B1	NEG	BB-		STABLE		B+u	STABLE
JP579200EHQ4	TURKEY 1.81 20	12/2020	JPY	0.904		B1	NEG	BB-		STABLE		B+u	STABLE
JP579200JHQ3	TURKEY 1.81 20	12/2020	JPY	0.897		B1	NEG	BB-		STABLE		B+u	STABLE
JP579200BHQ0	TURKEY 1.81 20	12/2020	JPY	0.93		B1	NEG	BB-		STABLE		B+u	STABLE
JP579200GHQ9	TURKEY 1.81 20	12/2020	JPY	0.897		B1	NEG	BB-		STABLE		B+u	STABLE
XS1345632811	EXCRTU 5.375 21	02/2021	USD	7.969	B2	B2	NEG	B+		STABLE	NR	NR	
XS1188073081	HALKBK 4.75 21	02/2021	USD	10.383	B3u		NEG	B+ *-					
JP579200ABF8	TURKEY 1.87 21	03/2021	JPY	0.617		B1	NEG	WD		STABLE		B+u	STABLE
US900123BH29	TURKEY 5.625 21	03/2021	USD	7.567	B1	B1	NEG	BB-		STABLE	NR	B+u	STABLE
USM8931TAA71	GARAN 6.25 21	04/2021	USD	8.017	B2		NEG	B+		STABLE		NR	
XS1223394914	TCZIRA 4.75 21	04/2021	USD	8.311	B2		NEG	B+		STABLE		NR	
XS1403416222	VAKBN 2.375 21	05/2021	EUR	6.573	Ba2	WR	NEG			STABLE		NR	
XS1412393172	TSKBTI 4.875 21	05/2021	USD	8.431	B3		NEG	B+		STABLE			
XS1303467077	TURKSK 4.251 21	06/2021	USD	7.273	B1		NEG	BB-					
XS1079527211	ISCTR 5 21	06/2021	USD	8.345	B3		NEG	B+		NEG		B+	NEG
XS1439838548	HALKBK 5 21	07/2021	USD	10.362	B3u		NEG	B+ *-					
XS1109959467	ACKAF 3.875 21	09/2021	EUR	6.724				BB+		NEG	BB	BB	NEG
XS1028943089	EXCRTU 5 21	09/2021	USD	7.705	B2	B2	NEG	B+		STABLE	NR	NR	
XS1390320981	ISCTR 5.375 21	10/2021	USD	8.879	B3		NEG	B+		NEG		B+	NEG
XS1508914691	VAKBN 5.5 21	10/2021	USD	8.883	B2	WR	NEG	B+		STABLE		NR	
XS1505149325	KFINKK 5.136 21	11/2021	USD	5.738				B+					
XS0993155398	TURKEY 4.35 21	11/2021	EUR	6.552	B1	B1	NEG	BB-		STABLE		B+u	STABLE
XS1132825099	GLYHO 8.125 21	11/2021	USD	56.378	Caa1		NEG	B *-					
XS1816199373	TURKSK 5.8 22	02/2022	USD	7.875	B1		NEG	BB-					
XS1571399754	YKBNK 5.75 22	02/2022	USD	8.392	B2		NEG	B+		NEG		NR	
JP579200ACF6	TURKEY 1.47 22	03/2022	JPY	0.724	NR	B1	NEG			STABLE		B+u	STABLE
US900123BY51	TURKEY 5.125 22	03/2022	USD	8.976	B1	B1	NEG	BB-		STABLE	NR	B+u	STABLE
XS1508390090	ISCTR 5.5 22	04/2022	USD	9.711	B3		NEG	B+		NEG		B+	NEG
XS1605397394	TCZIRA 5.125 22	05/2022	USD	10.256	B2		NEG	B+		STABLE		NR	
XS1613091500	QNBFB 4.875 22	05/2022	USD	9.052	B1		NEG	B+		STABLE			
XS1622626379	VAKBN 5.625 22	05/2022	USD	9.622	B2	WR	NEG	B+		STABLE		NR	
USM8931TAF68	GARAN 5.25 22	09/2022	USD	8.796	B2		NEG	B+		STABLE		NR	
XS1684378208	EXCRTU 4.25 22	09/2022	USD	9.794	B2	B2	NEG	B+		STABLE		NR	
US900123BZ27	TURKEY 6.25 22	09/2022	USD	9.32	B1	B1	NEG	BB-		STABLE	NR	B+u	STABLE
USM0375YAK49	AKBNK 5 22	10/2022	USD	8.967	B2		NEG	B+		NEG			
XS0847042024	ISCTR 6 22	10/2022	USD	11.385	Caa2		NEG	B		NEG		B+	NEG
XS0849728190	VAKBN 6 22	11/2022	USD	11.135	Caa3	WR	NEG	B		STABLE		NR	
XS0848940523	AEFES 3.375 22	11/2022	USD	7.719	B1u		NEG			STABLE	BBB-	BBB-	STABLE
US032523AA09	AEFES 3.375 22	11/2022	USD	7.631	B1u		NEG			STABLE	BBB-	BBB-	STABLE
XS0861979440	YKBNK 5.5 22	12/2022	USD	11.486	Caa1		NEG	B		NEG		NR	
XS1750996206	TSKBTI 5.5 23	01/2023	USD	9.979	B3		NEG	B+		STABLE			
XS1711581337	FCFIN 6 23	01/2023	USD	8.421				B+		NEG			
XS1747548532	PETKM 5.875 23	01/2023	USD	12.758	B2		NEG	B		STABLE			
XS1760780731	VAKBN 5.75 23	01/2023	USD	9.942	B2	WR	NEG	B+		STABLE		NR	
XS1379145656	KCHOL 5.25 23	03/2023	USD	8.522	B1		NEG				BB-	BB-	STABLE
XS1576037284	GARAN 5.875 23	03/2023	USD	9.347	B2		NEG	B+		STABLE		NR	
XS1788516679	YKBNK 6.1 23	03/2023	USD	9.47	B2		NEG	B+		NEG		NR	
US900123CA66	TURKEY 3.25 23	03/2023	USD	8.868	B1	B1	NEG	BB-		STABLE		B+u	STABLE
US03938HAA14	ACKAF 5 23	04/2023	USD	7.862				BB+		NEG	BB	BB	NEG
XS0910932788	ACKAF 5 23	04/2023	USD	7.774				BB+		NEG	BB	BB	NEG
XS1586385178	TURKSK 5.004 23	04/2023	USD	8.102	B1		NEG	BB-					
XS1057340009	TURKEY 4.125 23	04/2023	EUR	7.001	B1	B1	NEG	BB-		STABLE		B+u	STABLE
XS1807502668	RGYAST 7.25 23	04/2023	USD	12.564	B2		NEG	BB-		STABLE			
XS1691349010	TCZIRA 5.125 23	09/2023	USD	9.21	B2		NEG	B+		STABLE		NR	
XS1496463297	EXCRTU 5.375 23	10/2023	USD	9.734	B2	B2	NEG	B+		STABLE		NR	
XS1003016018	ISCTR 7.85 23	12/2023	USD	10.545	Caa3		NEG	B		NEG		B+	NEG
US900123CR91	TURKEY 7.25 23	12/2023	USD	9.388	B1	B1	NEG	BB-		STABLE		B+u	STABLE
XS1917720911	EXCRTU 8.25 24	01/2024	USD	10.245	B2	B2	NEG	B+		STABLE		NR	
US900123CF53	TURKEY 5.75 24	03/2024	USD	9.401	B1	B1	NEG	BB-		STABLE		B+u	STABLE
XS1970705528	VAKBN 8.125 24	03/2024	USD	10.33	B2	WR	NEG	B+		STABLE		NR	
XS1578203462	ISCTR 6.125 24	04/2024	USD	10.411	B3		NEG	B+		NEG		B+	NEG
XS1814962582	EXCRTU 6.125 24	05/2024	USD	10.284	B2	B2	NEG	B+		STABLE		NR	
XS1028951264	TURKTI 4.875 24	06/2024	USD	7.908				BB-		STABLE	BB-	BB-	STABLE
XS1634372954	YKBNK 5.85 24	06/2024	USD	9.949	B2		NEG	B+		NEG		NR	
US900123CV04	TURKEY 6.35 24	08/2024	USD	9.439	B1	B1	NEG	BB-		STABLE		B+u	STABLE
XS1959391019	QNBFB 6.875 24	09/2024	USD	9.363	B1		NEG	B+		STABLE			
XS1577950402	CCOLAT 4.215 24	09/2024	USD	7.074	B1		NEG	BB					
JP579200AEM8	TURKEY 1.05 24	09/2024	JPY	1.095		B1	NEG			STABLE		B+u	STABLE
XS1958649854	YKBNK 8.25 24	10/2024	USD	10.17	B2		NEG	B+		NEG		NR	
XS1686704948	TUPRST 4.5 24	10/2024	USD	8.121	B1		NEG	BB-		STABLE			
US900123CW86	TURKEY 5.6 24	11/2024	USD	9.381	B1	B1	NEG	BB-		STABLE		B+u	STABLE
XS1141043296	TURKSK 4.489 24	11/2024	USD	8.301	B1		NEG	BB-					
XS2100270508	TSKBTI 6 25	01/2025	USD	10.444	B3		NEG	B+		STABLE			
US900123AW05	TURKEY 7.375 25	02/2025	USD	9.66	B1	B1	NEG	BB-		STABLE	NR	B+u	STABLE
XS2112797290	VAKBN 5.25 25	02/2025	USD	10.29	B2	WR	NEG	B+		STABLE		NR	
XS1955059420	TURKTI 6.875 25	02/2025	USD	8.496				BB-		STABLE	BB-	BB-	STABLE
XS1961766596	KCHOL 6.5 25	03/2025	USD	8.697	B1		NEG				BB-	BB-	STABLE
US900123CX69	TURKEY 4.25 25	03/2025	USD	9.323	B1	B1	NEG	BB-		STABLE		B+u	STABLE
XS1210422074	AKBNK 5.125 25	03/2025	USD	9.733	B2		NEG	B+		NEG			
XS1843443356	TURKEY 4.625 25	03/2025	EUR	7.542	B1	B1	NEG	BB-		STABLE		B+u	STABLE
XS1629918415	TURKEY 3.25 25	06/2025	EUR	7.329	B1	B1	NEG	BB-		STABLE		B+u	STABLE
XS1298711729	TCELLT 5.75 25	10/2025	USD	7.798	B1u		NEG	BB-		STABLE	BB-	BB-	STABLE
XS1909184753	TURKEY 5.2 26	02/2026	EUR	7.908	B1	B1	NEG	BB-		STABLE		B+u	STABLE
XS1376681067	YKBNK 8.5 26	03/2026	USD	10.716	Caa2		NEG	B		NEG		NR	
XS1961010987	SISETI 6.95 26	03/2026	USD	9.109	B1		NEG	BB-		STABLE		NR	
US900123CJ75	TURKEY 4.25 26	04/2026	USD	8.985	B1	B1	NEG	BB-		STABLE		B+u	STABLE
XS1396282177	ALNTF 8.75 26	04/2026	USD	10.556	B3		NEG	B		STABLE			
US900123CK49	TURKEY 4.875 26	10/2026	USD	9.262	B1	B1	NEG	BB-		STABLE		B+u	STABLE
XS1574750292	AKBNK 7.2 27	03/2027	USD	9.554	Caa2		NEG	B		NEG			
US900123CL22	TURKEY 6 27	03/2027	USD	9.161	B1	B1	NEG	BB-		STABLE		B+u	STABLE
XS1584113184	TSKBTI 7.625 27	03/2027	USD	9.057	Caa3		NEG	B		STABLE			
XS1617531063	GARAN 6.125 27	05/2027	USD	10.327	Caa2		NEG	B		STABLE		NR	
XS1655085485	ODEABK 7.625 27	08/2027	USD	12.416	Caa3		NEG	B-		NEG			
XS1551747733	VAKBN 8 27	11/2027	USD	10.248	Ca	WR	NEG	B		STABLE		NR	
XS1386178237	FCFIN 7.75 27	11/2027	USD	6.735				B-		NEG			
US900123CP36	TURKEY 5.125 28	02/2028	USD	8.946	B1	B1	NEG	BB-		STABLE		B+u	STABLE
XS1803215869	TCELLT 5.8 28	04/2028	USD	7.821			NEG	BB-		STABLE	BB-	BB-	STABLE
XS1772360803	AKBNK 6.797 28	04/2028	USD	10.184	Caa2		NEG	B		NEG			
XS1623796072	ISCTR 7 28	06/2028	USD	10.116	Caa3		NEG	B		NEG		B+	NEG
US900123CQ19	TURKEY 6.125 28	10/2028	USD	9.165	B1	B1	NEG	BB-		STABLE		B+u	STABLE
US900123CT57	TURKEY 7.625 29	04/2029	USD	9.48	B1	B1	NEG	BB-		STABLE		B+u	STABLE
US900123AL40	TURKEY 11.875 30	01/2030	USD	9.554	B1	B1	NEG	BB-		STABLE	NR	B+u	STABLE
XS2106022754	ISCTR 7.75 30	01/2030	USD	11.582	Caa3		NEG	B		NEG		B+	NEG
US900123CY43	TURKEY 5.25 30	03/2030	USD	8.908	B1	B1	NEG	BB-		STABLE		B+u	STABLE
US900123AT75	TURKEY 8 34	02/2034	USD	8.86	B1	B1	NEG	BB-		STABLE	NR	B+u	STABLE
US900123AY60	TURKEY 6.875 36	03/2036	USD	8.952	B1	B1	NEG	BB-		STABLE	NR	B+u	STABLE
US900123BB58	TURKEY 7.25 38	03/2038	USD	8.926	B1	B1	NEG	BB-		STABLE	NR	B+u	STABLE
US900123BG46	TURKEY 6.75 40	05/2040	USD	9.019	B1	B1	NEG	BB-		STABLE	NR	B+u	STABLE
US900123BJ84	TURKEY 6 41	01/2041	USD	8.822	B1	B1	NEG	BB-		STABLE	NR	B+u	STABLE
US900123CB40	TURKEY 4.875 43	04/2043	USD	8.14	B1	B1	NEG	BB-		STABLE		B+u	STABLE
US900123CG37	TURKEY 6.625 45	02/2045	USD	8.926	B1	B1	NEG	BB-		STABLE		B+u	STABLE
US900123CM05	TURKEY 5.75 47	05/2047	USD	8.605	B1	B1	NEG	BB-		STABLE		B+u	STABLE
UAE													
XS0863524277	TAQAUH 3.625 23	01/2023	USD	3.493	A3 *+			A *+			NR	NR	
CAYMAN ISLANDS													
XS1241110300	DIBUH 2.921 20	06/2020	USD	1.495	A3		STABLE	A					
USG8600UAA19	SUZANO 5.875 21	01/2021	USD	27.767	Ba1		STABLE	BBB-			BBB-		
US91911TAM53	VALEBZ 4.375 22	01/2022	USD	0.11	WR		STABLE	WD			NR		
USG1315RAG68	BRASKM 5.375 22	05/2022	USD	7.35	Ba1		STABLE	BBB-			BBB-		
US10553YAF25	BRASKM 6.45 24	02/2024	USD	7.647	Ba1		STABLE	BBB-			BBB-		
US31572UAE64	FIBRBZ 5.25 24	05/2024	USD	5.866	Ba1		STABLE	BBB-			BBB-		
XS1075401726	EMAARM 4.564 24	06/2024	USD	8.598	Baa2		STABLE				BBB- *-		
XS1301525207	ALBRK 10.5 25	11/2025	USD	9.562							CCC-		
XS1323608635	KFINKK 7.9 26	02/2026	USD	7.408				B					
ISLE OF MAN													
US03512TAC53	ANGSJ 5.125 22	08/2022	USD	6.092	Baa3		STABLE				BB+		
CHINA													
US06120TAA60	BCHINA 5 24	11/2024	USD	3.116	Baa2	A1	STABLE	BBB+		STABLE	BBB+	A	STABLE
MEXICO													
USP16259AB20	BBVASM 6.5 21	03/2021	USD	5.978	Baa2		NEG	BB+					
US71654QBG64	PEMEX 3.5 23	01/2023	USD	12.027	Baa3	Baa3	NEG	BB		NEG	BBB	BBB	NEG
USP30179AM09	CFELEC 4.875 24	01/2024	USD	5.56	Baa1		NEG	BBB		STABLE	BBB	BBB	NEG
USP16259AK29	BBVASM 4.375 24	04/2024	USD	4.521	A3		NEG	BBB+					
XS1731106347	CEMEX 2.75 24	12/2024	EUR	5.97				BB		NEG	BB *-	BB *-	
USP2253TJE03	CEMEX 5.7 25	01/2025	USD	10.262				BB		NEG	BB *-	BB *-	

Moodys	S&P	Fitch	Açıklama	
Aaa	AAA	AAA	Minimal Kredi Riski	Yatırım Yapılabilir
Aa1	AA+	AA+	Çok Düşük Kredi Riski	
Aa2	AA	AA		
Aa3	AA-	AA-		
A1	A+	A+	Düşük Kredi Riski	
A2	A	A		
A3	A-	A-		
Baa1	BBB+	BBB-	Yönetilebilir Kredi Riski	
Baa2	BBB	BBB-		
Baa3	BBB-	BBB-		
Ba1	BB+	BB+	Önemli Kredi Riski	Spekülatif
Ba2	BB	BB		
Ba3	BB-	BB-		
B1	B+	B+	Yüksek Kredi Riski	
B2	B	B		
B3	B-	B-		
Caa1	CCC+	CCC	Çok Yüksek Kredi Riski	
Caa2	CCC	CCC		
Caa3	CCC-	CCC		
Ca	CC	CC	Geri döndürülebilir defult	
	C	C		
C	SD	DDD	Çok düşük ihtimal geri döndürülebilir iflas	
/	D	DD		
		D		
NR	NR	NR	Değerleme Yapılmıyor	

Kaynak: Bloomberg, İş Yatırım.

Kredi Notları -Türk ve Yurtdışı Devlet ve Özel Sektör Eurotahvilleri

İŞ YATIRIM

Rapor Terimlerini Açıklayıcı Doküman

Ülke ve Şirket Görünüm & Notları					Moody's			Fitch			S&P		
İSİN	Ticker	Vade ↑	Kur	Getiri (%)	Rating	Uzun Dönem YP	Görünüm	Rating	Uzun Dönem YP	Görünüm	Rating	Uzun Dönem YP	Görünüm
US91087BAA89	MEX 3.6 25	01/2025	USD	3.643	A3	A3	NEG	BBB		STABLE	BBB	BBB	NEG
XS0213101073	PEMEX 5.5 25	02/2025	EUR	9.567	Baa3	Baa3	NEG	BB		NEG	BBB	BBB	NEG
XS1824425182	PEMEX 3.625 25	11/2025	EUR	9.684	Baa3	Baa3	NEG	BB		NEG	BBB	BBB	NEG
XS1172951508	PEMEX 2.75 27	04/2027	EUR	9.288	Baa3	Baa3	NEG	BB		NEG	BBB	BBB	NEG
XS1568888777	PEMEX 4.875 28	02/2028	EUR	9.733	Baa3	Baa3	NEG	BB		NEG	BBB	BBB	NEG
XS1824424706	PEMEX 4.75 29	02/2029	EUR	9.497	Baa3	Baa3	NEG	BB		NEG	BBB	BBB	NEG
US91086QBF46	MEX 4.6 46	01/2046	USD	5.189	A3	A3	NEG	BBB		STABLE	BBB	BBB	NEG
XS1218289103	MEX 4 2115	03/2115	EUR	4.554	A3	A3	NEG	BBB		STABLE	BBB	BBB	NEG
BRAZIL													
US46556MAF95	ITAU 5.65 22	03/2022	USD	4.955	Ba3		STABLE	B+					
US105756AR10	BRAZIL 8.875 24	04/2024	USD	2.799	Ba2	Ba2	STABLE	BB-		STABLE	BB-	BB-	POS
USP1905CAE05	BRFSBZ 4.75 24	05/2024	USD	6.924	Ba2		STABLE	BB		STABLE	BB-	BB-	STABLE
US105756BV13	BRAZIL 4.25 25	01/2025	USD	3.325	Ba2	Ba2	STABLE	BB-		STABLE	BB-	BB-	POS
US105756AE07	BRAZIL 10.125 27	05/2027	USD	4.287	Ba2	Ba2	STABLE	BB-		STABLE	BB-	BB-	POS
US105756BB58	BRAZIL 8.25 34	01/2034	USD	5.782	Ba2	Ba2	STABLE	BB-		STABLE	BB-	BB-	POS
UNITED STATES													
US759468AC51	RILIN 5.4 22	02/2022	USD	3.851	Baa2		STABLE				BBB+		
GT2	T 0.375 22	03/2022	USD	0.262	#N/A Fiel		STABLE	#N/A Fi		STABLE	#N/A Field	AA+u	STABLE
GT3	T 0.5 23	03/2023	USD	0.334	#N/A Fiel		STABLE	#N/A Fi		STABLE	#N/A Field	AA+u	STABLE
USU12763AD75	CEMEX 6 24	04/2024	USD	10.68				BB			BB *-		
GT5	T 0.5 25	03/2025	USD	0.44	#N/A Fiel		STABLE	#N/A Fi		STABLE	#N/A Field	AA+u	STABLE
GT10	T 1.5 30	02/2030	USD	0.67	#N/A Fiel		STABLE	#N/A Fi		STABLE	#N/A Field	AA+u	STABLE
GT30	T 2 50	02/2050	USD	1.279	#N/A Fiel		STABLE	#N/A Fi		STABLE	#N/A Field	AA+u	STABLE
BRITISH VIRGIN													
USG21895AC44	CNPCCH 5.95 41	04/2041	USD	3.07	A2		STABLE	A+			A		
SOUTH AFRICA													
XS1113141441	SOAFSK 3.903 20	06/2020	USD	2.17	Ba1		NEG	BB			BB		
XS0579851949	ESKOM 5.75 21	01/2021	USD	27.023	Caa1	Caa1	NEG			NEG	CCC+	CCC+	STABLE
XS0809571739	SAFTRA 4 22	07/2022	USD	6.191	Ba1 *-			BB+u		NEG	BB	BB	NEG
US836205AQ75	SOAF 4.665 24	01/2024	USD	6.194	Ba1	Ba1	NEG	BB		NEG	BB	BB	NEG
XS1187065443	ESKOM 7.125 25	02/2025	USD	15.983	Caa1	Caa1	NEG			NEG	CCC+	CCC+	STABLE
US836205AR58	SOAF 5.875 25	09/2025	USD	6.68	Ba1	Ba1	NEG	BB		NEG	BB	BB	NEG
US836205AS32	SOAF 5.375 44	07/2044	USD	8.053	Ba1	Ba1	NEG	BB		NEG	BB	BB	NEG
LUXEMBOURG													
USP98088AA83	VOTORA 7.25 41	04/2041	USD	6.824	Ba1		NEG	BBB-			BBB-		
GEORGIA													
XS0800346362	GRAIL 7.75 22	07/2022	USD	7.278				BB-		STABLE	B+	B+	DEVELOP
KAZAKHSTAN													
XS0867478124	HSBKKZ 5.5 22	12/2022	USD	5.893		WR	POS	BB+		POS	BB	BB	STABLE
XS1120709669	KAZAKS 3.875 24	10/2024	USD	2.769	Baa3	(P)Baa3	POS	BBB		STABLE	BBB-	BBB-	STABLE
XS1263054519	KAZAKS 5.125 25	07/2025	USD	2.801	Baa3	(P)Baa3	POS	BBB		STABLE	BBB-	BBB-	STABLE
XS1120709826	KAZAKS 4.875 44	10/2044	USD	3.69	Baa3	(P)Baa3	POS	BBB		STABLE	BBB-	BBB-	STABLE
XS1263139856	KAZAKS 6.5 45	07/2045	USD	4.178	Baa3	(P)Baa3	POS	BBB		STABLE	BBB-	BBB-	STABLE
NETHERLANDS													
US71645WAR25	PETBRA 5.375 21	01/2021	USD	5.289	Ba2		STABLE	BB-			BB-		
US71647NAP42	PETBRA 8.375 21	05/2021	USD	5.794	Ba2		STABLE	BB-			BB-		
US71647NAF69	PETBRA 4.375 23	05/2023	USD	6.091	Ba2		STABLE	BB-			BB-		
US71647NAM11	PETBRA 6.25 24	03/2024	USD	6.46	Ba2		STABLE	BB-			BB-		
XS0982711714	PETBRA 4.75 25	01/2025	EUR	6.102	Ba2		STABLE	BB-			BB-		
XS1813724603	TEVA 4.5 25	03/2025	EUR	6.374	Ba2		NEG	BB-u			BB *-		
XS1211044075	TEVA 1.875 27	03/2027	EUR	5.116	Ba2		NEG	BB-u			BB *-		
XS1706923148	FCFIN 7.25 27	11/2027	USD	6.835	B2		NEG	B-		NEG			
XS1439749364	TEVA 1.625 28	10/2028	EUR	4.742	Ba2		NEG	BB-u			BB *-		
US71647NAN93	PETBRA 6.85 2115	06/2115	USD	7.428	Ba2		STABLE	BB-			BB-		
INDONESIA													
USY7138AAA89	PERTIJ 5.25 21	05/2021	USD	4.367	Baa2		STABLE	BBB		STABLE	BBB	BBB	STABLE
ARGENTINA													
USP989MJBE04	YPFDAR 8.5 25	07/2025	USD	27.205	Caa2 *-			CCC				B-	NEG
US040114GL81	ARGENT 8.28 33	12/2033	USD	16.409	Ca	Ca	NEG	WD			CCC-	CCC-	NEG
US040114GK09	ARGENT 3.75 38	12/2038	USD	15.064	Ca	Ca	NEG	WD			CCC-	CCC-	NEG
AZERBAIJAN													
XS1678622090	AZERBJ 2.82 21	09/2021	USD	2.206	Ba2u		STABLE	BB+		STABLE		BB+	STABLE
XS0903465127	SOIAZ 4.75 23	03/2023	USD	3.687	Ba2		STABLE	BB+		STABLE	BB-	BB-	STABLE
XS1044540547	AZERBJ 4.75 24	03/2024	USD	4.077	Ba2u		STABLE	BB+		STABLE		BB+	STABLE
XS1319820897	SGCAZE 6.875 26	03/2026	USD	5.5	Ba2		STABLE	BB+					
XS1196496688	SOIAZ 6.95 30	03/2030	USD	5.259	NR		STABLE	BB+		STABLE	BB-	BB-	STABLE
CZECH													
XS1816296062	ENGPRO 4.5 24	05/2024	EUR	5.888				BB-		STABLE	B+	B+	NEG
IVORY COAST													
XS1793329225	IVYCST 5.25 30	03/2030	EUR	7.047	Ba3	Ba3	STABLE	B+		POS			
SENEGAL													
XS1790104530	SENEGL 4.75 28	03/2028	EUR	5.781	Ba3	Ba3	STABLE				B+	B+	STABLE
ROMANIA													
XS1313004928	ROMANI 3.875 35	10/2035	EUR	3.604	Baa3	Baa3	STABLE	BBB-		STABLE	BBB-	BBB-	NEG
XS1768074319	ROMANI 3.375 38	02/2038	EUR	3.715	Baa3	Baa3	STABLE	BBB-		STABLE	BBB-	BBB-	NEG
XS1968706876	ROMANI 4.625 49	04/2049	EUR	4.457	Baa3	Baa3	STABLE	BBB-		STABLE	BBB-	BBB-	NEG
Grand Total													

Moodys	S&P	Fitch	Açıklama

Kur Analizi-Kupon Ödemeleri

İŞ YATIRIM

Rapor Terimlerini Açıklayıcı Doküman

GOÜ Para Birimleri Peformansı

GOÜ Para Birimlerinin ABD Dolar'ina Karşı Perf.1 Gün

Ülke	06/04	1G Perf.	Yıliçi Perf.
Turkiye	6.7849	-0.80%	-12.3%
Çek Cum.	25.5608	0.58%	-11.2%
Macaristan	337.1400	0.66%	-12.4%
Kazakistan	438.5700	1.31%	-12.8%
Polonya	4.2274	0.30%	-10.3%
Romanya	4.4762	-0.16%	-4.7%
Rusya	76.0205	0.62%	-18.5%
Ukrayna	27.0949	1.37%	-12.1%
G.Afrika	18.6679	1.99%	-25.0%
Cin	7.0913	0.00%	-1.8%
Hindistan	76.1732	0.00%	-6.3%
G.Kore	1,229.4500	0.15%	-6.0%
Brezilya	5.2822	1.32%	-23.7%
Meksika	24.6487	1.48%	-23.2%
Singapur	1.4325	0.47%	-6.0%
Tayland	32.9750	0.00%	-9.1%

GOÜ Para Birimleri Peformansı

GOÜ Para Birimlerinin Euro'ya Karşı Perf.1 Gün

Ülke	06/04	1G Perf.	Yıliçi Perf.
Brezlya	5.7014	1.36%	-20.9%
Cin	7.6696	-0.17%	1.9%
Çek Cum.	27.5890	0.67%	-7.9%
Macaristan	363.9500	0.62%	-9.0%
Hindistan	82.0555	0.18%	-2.4%
G.Kore	1,331.4000	0.14%	-2.7%
Kazakistan	473.7800	1.32%	-9.4%
Meksika	26.6035	1.56%	-20.2%
Polonya	4.5638	0.30%	-6.8%
Romanya	4.8318	-0.02%	-0.9%
Rusya	82.0879	0.89%	-15.3%
Singapur	1.5461	0.59%	-2.4%
Tayland	35.4492	0.62%	-5.9%
Turkiye	7.3256	-0.51%	-8.9%
Ukrayna	29.1860	1.61%	-8.6%
G.Afrika	20.1455	2.10%	-22.1%

GOÜ Endeksleri

Ülke	06/04	03/04	1G Δ
Arjantin	26,923	26,505	1.57%
Brezilya	74,073	69,538	6.52%
Çek Cum.	808	774	4.34%
Çin	2,764	2,764	0.00%
Güney Afrika	46,240	44,599	3.68%
Güney Kore	1,792	1,725	3.85%
Hindistan	27,591	27,591	0.00%
Kazakistan	2,223	2,210	0.61%
Macaristan	32,859	32,266	1.84%
Meksika	34,382	33,075	3.95%
Polonya	1,581	1,506	4.95%
Romanya	7,706	7,526	2.40%
Rusya	1,083	1,050	3.20%
Singapur	216	208	3.80%
Tayland	1,139	1,139	0.00%
Türkiye	92,071	89,553	2.81%
Ukrayna	505	505	0.00%

Emtia Fiyat

Emtia	06/04	03/04	1G Δ
LME Bakır	4,884	4,840	0.92%
LME Alüminyum	1,472	1,482	-0.64%
LME Nikel	11,289	11,239	0.44%
LME Kalay	14,280	14,123	1.11%
LME Çinko	1,905	1,882	1.20%
COMEX Bakır	222	219	1.44%
COMEX Altın	1,708	1,646	3.77%
COMEX Gümüş	15	14	5.63%
COMEX Paladyum	2,079	2,106	-1.28%
COMEX Platin	738	718	2.77%
WTI Petrol	26	28	-7.20%
Brent Petrol	33	34	-2.37%
Dogal Gaz	2	2	7.90%
Gaz Yağı	305	297	2.69%
Mısır	328	331	-0.91%
Bugday	556	549	1.18%
Pamuk	53	51	4.06%
Soya	856	854	0.15%
Seker	10	10	1.36%
Kahve	117	115	1.52%
Kakao	2,348	2,260	3.89%

Bugünkü Kupon Ödemeleri

Kupon Tarihi		Oran%	Bugünkü Tahvil İtfaları	
TRDHVKA42011	Halk Varlık Kiralama A.Ş.	4.6	TRDHVKA42011	07/04/2020
-	-	-	TRFISMD42077	07/04/2020
-	-	-	TRFISMD42051	07/04/2020
-	-	-	TRFTHAL42034	07/04/2020
-	-	-	-	-
-	-	-	-	-
-	-	-	-	-
-	-	-	-	-
-	-	-	-	-
-	-	-	-	-
-	-	-	-	-
-	-	-	-	-
-	-	-	-	-
-	-	-	-	-
-	-	-	-	-
-	-	-	**Bugünkü Eurobond İtfaları**	
-	-	-	-	-
-	-	-	-	-
-	-	-	-	-
-	-	-	-	-
-	-	-	-	-
-	-	-	-	-

Diğer Göstergeler

İŞ YATIRIM

Rapor Terimlerini Açıklayıcı Doküman

GOÜ Tahvil Perf.2Y Rates			
Ülke	06/04	03/04	1G Δ
Çek	0.93	0.93	0%
Cin	1.82	1.82	0%
G. Kore	1.01	1.04	-3%
G.Afrika	6.35	6.35	0%
Hindistan	5.30	5.30	0%
Macaristan	1.45	1.45	0%
Meksika	5.94	5.94	0%
Polonya	0.86	0.86	0%
Rusya	6.09	6.09	0%
Singapur	0.60	0.57	5%
Tayland	0.88	0.88	0%

Turkiye Cross Cur. Swap (USD↔TRY / Rate%)			
Vade	06/04	03/04	1G Δ
1 Yıl	15.72	15.56	0.15
2 Yıl	14.72	14.59	0.13
3 Yıl	14.38	14.23	0.15
4 Yıl	14.15	14.02	0.13
5 Yıl	13.96	13.80	0.16
6 Yıl	13.86	13.62	0.24
7 Yıl	13.71	13.44	0.27
8 Yıl	13.58	13.37	0.22
9 Yıl	13.47	13.20	0.27
10 Yıl	13.34	13.04	0.30

Gelişmiş Ülkeler 2y			
	2Y Faiz(%)		
Ülke	06/04	03/04	Değişim BPS
ABD	0.23	0.22	1.08
Almanya	-0.69	-0.67	-2.01
İngiltere	0.08	0.10	-2.45
Fransa	-0.52	-0.53	0.91
İspanya	-0.15	-0.15	-0.36
İtalya	0.46	0.34	11.93
Türkiye	*11.95*	*12.34*	*-39.00*

GOÜ Eurobond Perf.			
Ülke	06/04	03/04	1G Δ
Arjantin	125	125	0.0%
Brezilya	1,293	1,293	0.0%
Çek	98	98	0.0%
Cin	542	542	0.0%
G.Afrika	636	636	0.0%
Macaristan	356	356	0.0%
Meksika	637	637	0.0%
Polonya	704	704	0.0%
Rusya	1,341	1,341	0.0%
Turkiye	708	708	0.0%
Ukrayna	844	844	0.0%

*JP EM Eurobond Index

Cross Currency Swap (5yr)			
Ülke	06/04	03/04	1G Δ
Çin	1.58	1.58	0%
Macaristan	3.05	3.05	0%
G.Kore	-0.18	-0.28	-36%
Rusya	5.35	5.36	0%
Tayland	0.50	0.84	-40%
Türkiye	13.96	13.80	1%

Gelişmiş Ülkeler 10y			
	10Y Faiz(%)		
Ülke	06/04	03/04	Değişim BPS
ABD	0.60	0.58	1.48
Almanya	-0.44	-0.44	-0.65
İngiltere	0.31	0.33	-1.94
Fransa	0.07	0.04	2.42
İspanya	0.74	0.70	3.38
İtalya	1.55	1.46	8.26
Türkiye	*14.24*	*13.94*	*30.00*

5 Yıl Turk CDS'i			
Vade	06/04	03/04	1D Δ
5 Yıl	468.9	468.9	0.0

Uyarı

İş YATIRIM

İletişim Bilgileri

SGMK Yurtiçi Piyasalar
Serhat Devecioğlu
sdevecioglu@isyatirim.com.tr

Evrim Erten Başar
ebasar@isyatirim.com.tr

Burak Seçkin
bseckin@isyatirim.com.tr

Araştırma
Emre Sezan, CFA
esezan@isyatirim.com.tr

Ahmet Toker
atoker@isyatirim.com.tr

Eurotahviller
Pinar Ozyuksel
pozyuksel@isyatirim.com.tr

Tolga Murat
tmurat@isyatirim.com.tr

Ali Ardan Ayberk
aayberk@isyatirim.com.tr

Rapor Terimlerini Açıklayıcı Doküman

https://www.isyatirim.com.tr/tr-tr/analiz/Sayfalar/sgmk.aspx

Burada yer alan bilgiler İş Yatırım Menkul Değerler A.Ş. tarafından bilgilendirme amacı ile hazırlanmıştır. Yatırım bilgi, yorum ve tavsiyeleri yatırım danışmanlığı kapsamında değildir. Yatırım danışmanlığı hizmeti; aracı kurumlar, portföy yönetim şirketleri, mevduat kabul etmeyen bankalar ile müşteri arasında imzalanacak yatırım danışmanlığı sözleşmesi çerçevesinde sunulmaktadır. Burada yer alan yorum ve tavsiyeler, yorum ve tavsiyede bulunanların kişisel görüşlerine dayanmaktadır. Herhangi bir yatırım aracının alım-satım önerisi ya da getiri vaadi olarak yorumlanmamalıdır. Bu görüşler mali durumunuz ile risk ve getiri tercihlerinize uygun olmayabilir. Bu nedenle, sadece burada yer alan bilgilere dayanarak yatırım kararı verilmesi beklentilerinize uygun sonuçlar doğurmayabilir.

Burada yer alan fiyatlar, veriler ve bilgilerin tam ve doğru olduğu garanti edilemez; içerik, haber verilmeksizin değiştirilebilir. Tüm veriler, İş Yatırım Menkul Değerler A.Ş. tarafından güvenilir olduğuna inanılan kaynaklardan alınmıştır. Bu kaynakların kullanılması nedeni ile ortaya çıkabilecek hatalardan İş Yatırım Menkul Değerler A.Ş. sorumlu değildir.