

Türk Eurotahvilleri

İŞ YATIRIM

Rapor Terimlerini Açıklayıcı Doküman

Tanım	Enstrüman	Kupon	Vade ↓	İhraç Büyüklüğü (mlr)	Alış Fiyatı	Satış Fiyatı	Birikmiş Faiz	Alış Getiri (%)	Satış Getiri (%)	Minimum İşlem Büyüklüğü	Fiyat Performansı 1A(Δ %)	1Y(Δ %)	Dur.	Payment Rank
*Vadelerine göre sıralanmıştır.														
USD Cinsinden														
Devlet Eurotahvilleri														
US900123AX87	TURKEY 7 20	7.00	05/06/20	2,000	100.820	101.065	1.71	3.73	2.80	2,000	-0.60	-1.88	0.253	Sr Unsecured
US900123BH29	TURKEY 5.625 21	5.63	30/03/21	2,000	101.665	102.207	2.39	4.03	3.52	100,000	-1.15	0.94	1.016	Sr Unsecured
US900123BY51	TURKEY 5.125 22	5.13	25/03/22	1,000	101.395	101.993	2.25	4.41	4.11	200,000	-2.03	2.90	1.900	Sr Unsecured
US900123BZ27	TURKEY 6.25 22	6.25	26/09/22	2,500	104.142	104.705	2.73	4.52	4.29	200,000	-2.25	2.73	2.301	Sr Unsecured
US900123CA66	TURKEY 3.25 23	3.25	23/03/23	1,500	96.390	96.845	1.44	4.53	4.36	200,000	-2.23	5.71	2.825	Sr Unsecured
US900123CR91	TURKEY 7.25 23	7.25	23/12/23	2,000	107.886	108.016	1.41	4.95	4.91	200,000	-3.07	3.45	3.289	Sr Unsecured
US900123CF53	TURKEY 5.75 24	5.75	22/03/24	2,500	102.289	102.887	2.57	5.12	4.96	200,000	-3.05	4.36	3.501	Sr Unsecured
US900123CV04	TURKEY 6.35 24	6.35	10/08/24	2,250	104.529	104.830	0.41	5.19	5.12	200,000	-3.20	3.85	3.355	Sr Unsecured
US900123CW86	TURKEY 5.6 24	5.60	14/11/24	2,500	101.360	101.902	1.70	5.27	5.14	200,000	-3.31	4.028		
US900123AW05	TURKEY 7.375 25	7.38	05/02/25	3,250	108.660	109.160	0.57	5.35	5.24	2,000	-3.14	3.93	4.121	Sr Unsecured
US900123CX69	TURKEY 4.25 25	4.25	13/03/25	2,000	95.072	95.644	0.24	5.38	5.25	200,000			4.439	
US900123CJ75	TURKEY 4.25 26	4.25	14/04/26	1,500	93.797	94.531	1.64	5.46	5.31	200,000	-3.09	6.82	5.192	Sr Unsecured
US900123CK49	TURKEY 4.875 26	4.88	09/10/26	3,000	95.696	96.416	1.95	5.66	5.53	200,000	-3.94	6.19	5.436	Sr Unsecured
US900123CL22	TURKEY 6 27	6.00	25/03/27	3,250	101.479	102.086	2.63	5.74	5.64	200,000	-3.72	6.25	5.566	Sr Unsecured
US900123CP96	TURKEY 5.125 28	5.13	17/02/28	2,000	95.925	96.370	0.23	5.77	5.70	200,000	-3.93	7.35	6.402	Sr Unsecured
US900123CQ19	TURKEY 6.125 28	6.13	24/10/28	2,000	101.583	101.689	2.19	5.89	5.87	200,000	-4.12	7.09	6.519	Sr Unsecured
US900123CT57	TURKEY 7.625 29	7.63	26/04/29	3,000	110.105	110.646	2.69	6.16	6.09	200,000	-4.49	5.72	6.519	Sr Unsecured
US900123AL40	TURKEY 11.875 30	11.88	15/01/30	1,500	141.615	142.345	1.58	6.18	6.10	1,000	-4.22	3.93	6.434	Sr Unsecured
US900123CY43	TURKEY 5.25 30	5.25	13/03/30	2,000	94.044	94.680	0.29	6.05	5.96	200,000			7.600	
US900123AT75	TURKEY 8 34	8.00	14/02/34	1,500	114.010	114.520	0.42	6.46	6.41	2,000	-5.75	6.61	8.698	Sr Unsecured
US900123AY60	TURKEY 6.875 36	6.88	17/03/36	2,750	102.805	103.345	3.17	6.59	6.54	2,000	-6.66	7.39	9.446	Sr Unsecured
US900123BB58	TURKEY 7.25 38	7.25	05/03/38	1,000	107.000	107.765	3.58	6.58	6.51	2,000	-6.13	7.81	9.937	Sr Unsecured
US900123BG46	TURKEY 6.75 40	6.75	30/05/40	2,000	100.586	101.532	1.74	6.70	6.61	100,000	-6.88	7.12	10.819	Sr Unsecured
US900123BJ84	TURKEY 6 41	6.00	14/01/41	3,000	92.737	93.522	0.82	6.65	6.57	200,000	-7.31	7.41	11.365	Sr Unsecured
US900123CB40	TURKEY 4.875 43	4.88	16/04/43	3,000	83.235	83.780	1.86	6.26	6.21	200,000	-5.76	9.80	12.536	Sr Unsecured
US900123CG37	TURKEY 6.625 45	6.63	17/02/45	3,000	97.955	98.485	0.29	6.80	6.75	200,000	-7.51	6.61	11.980	Sr Unsecured
US900123CM05	TURKEY 5.75 47	5.75	11/05/47	3,500	88.770	89.320	1.79	6.65	6.60	200,000	-7.13	6.95	12.627	Sr Unsecured
Sukuk														
XS1303467077	TURKSK 4.251 21	4.25	08/06/21	1,000	101.024	101.658	1.00	3.41	2.91	200,000	-0.24	3.35	1.214	Sr Unsecured
XS1816199373	TURKSK 5.8 22	5.80	21/02/22	2,000	103.769	104.409	0.19	3.80	3.46	200,000	-0.40	3.94	1.852	Sr Unsecured
XS1586385178	TURKSK 5.004 23	5.00	06/04/23	1,250	102.585	103.196	2.04	4.11	3.90	200,000	-0.25	6.29	2.794	Sr Unsecured
XS1141043296	TURKSK 4.489 24	4.49	25/11/24	1,000	100.542	100.889	1.22	4.36	4.28	200,000	-0.61	9.12	4.174	Sr Unsecured
Özel Sektör Eurotahvilleri														
Finansal Kuruluşlar														
XS1121459074	ISCTR 5 20	5.00	30/04/20	750	100.089	100.563	1.71	4.37	1.47	200,000	-0.34	1.24	0.158	Sr Unsecured
XS1345632811	EXCRTU 5.375 21	7.50	08/02/21	500	101.127	101.643	0.37	4.13	3.57	200,000	-1.04	2.27	0.900	Sr Unsecured
XS1188073081	HALKKB 4.75 21	4.75	11/02/21	500	98.808	99.695	0.29	6.07	5.08	200,000	1.20	8.53	0.902	Sr Unsecured
USM8931TAA71	GARAN 6.25 21	6.25	20/04/21	500	102.521	103.174	2.31	3.95	3.37	200,000	-1.07	1.84	1.067	Sr Unsecured
XS1223394914	TCZIRA 4.75 21	4.75	29/04/21	500	100.389	101.146	1.64	4.40	3.73	200,000	-1.10	4.22	1.099	Sr Unsecured
XS1412393172	TSKBTI 4.875 21	4.88	18/05/21	300	100.428	101.209	1.42	4.50	3.84	200,000	-1.23	4.27	1.149	Sr Unsecured
XS1079527211	ISCTR 5 21	5.00	25/06/21	750	100.696	101.315	0.94	4.44	3.96	200,000	-1.19	4.95	1.249	Sr Unsecured
XS1439838548	HALKKB 5 21	5.00	13/07/21	500	98.626	99.585	0.69	6.06	5.31	200,000	0.98	7.92	1.288	Sr Unsecured
XS1028943089	EXCRTU 5 21	5.00	23/09/21	500	101.162	101.741	2.22	4.22	3.84	200,000	-1.34	3.96	1.458	Sr Unsecured
US900151AH41	ISCTR 5.375 21	5.38	06/10/21	750	101.021	101.837	2.19	4.70	4.17	200,000	-1.65	5.17	1.482	Sr Unsecured
XS1390320981	ISCTR 5.375 21	5.38	06/10/21	750	101.319	102.046	2.19	4.51	4.03	200,000	-1.34	5.47	1.484	Sr Unsecured
XS1508914691	VAKBN 5.5 21	5.50	27/10/21	500	101.223	102.152	1.93	4.72	4.14	200,000	-1.07	4.24	1.538	Sr Unsecured
XS1571399754	YKBNK 5.75 22	5.75	24/02/22	600	102.002	102.472	0.14	4.68	4.43	200,000	-1.19	4.38	1.852	Sr Unsecured
XS1508390090	ISCTR 5.5 22	5.50	21/04/22	600	100.982	101.584	2.02	5.01	4.71	200,000	-2.29	6.18	1.957	Sr Unsecured
XS1605397394	TCZIRA 5.125 22	5.13	03/05/22	600	99.283	99.967	1.71	5.48	5.14	200,000	-2.48	4.14	1.992	Sr Unsecured
XS1613091500	QNBFB 4.875 22	4.88	19/05/22	750	100.533	101.168	1.41	4.62	4.31	200,000	-1.45	3.93	2.050	Sr Unsecured
XS1622626379	VAKBN 5.625 22	5.63	30/05/22	500	101.098	101.889	1.45	5.10	4.72	200,000	-1.28	5.47	2.059	Sr Unsecured
USM8931TAF68	GARAN 5.25 22	5.25	13/09/22	750	101.337	101.981	2.48	4.68	4.41	200,000	-1.32	4.52	2.292	Sr Unsecured
XS1684378208	EXCRTU 4.25 22	4.25	18/09/22	500	98.337	98.977	1.95	4.95	4.68	200,000	-2.26	5.80	2.332	Sr Unsecured
XS0847042024	ISCTR 6 22	6.00	24/10/22	1,000	98.961	100.121	2.15	6.43	5.95	200,000	-2.67	6.72	2.358	Subordinated
USM0375YAK49	AKBNK 5 22	5.00	24/10/22	500	100.851	101.454	1.79	4.65	4.41	150,000	-1.94	5.66	2.411	Sr Unsecured
XS0849728190	VAKBN 6 22	6.00	01/11/22	672	99.392	100.536	2.03	6.25	5.78	200,000	-2.43	6.06	2.379	Subordinated
XS0861979440	YKBNK 5.5 22	5.50	06/12/22	1,000	98.744	99.996	1.33	6.00	5.50	200,000	-1.94	6.50	2.492	Subordinated
XS1750996206	TSKBTI 5 23	5.50	16/01/23	350	99.361	100.065	0.72	5.74	5.47	200,000	-2.78	9.28	2.602	Sr Unsecured
XS1711581337	FCFIN 6 23	6.00	25/01/23	300	99.905	101.174	0.63	6.03	5.55	200,000	-0.21	13.65	2.609	Sr Unsecured
XS1760780731	VAKBN 5.75 23	5.75	30/01/23	650	100.267	101.014	0.53	5.65	5.37	200,000	-2.39	7.15	2.635	Sr Unsecured
XS1788516679	YKBNK 6.1 23	6.10	16/03/23	500	102.010	102.852	2.83	5.37	5.07	200,000	-1.72	6.88	2.675	Sr Unsecured
XS1576037284	GARAN 5.875 23	5.88	16/03/23	500	102.168	102.962	2.73	5.10	4.82	200,000	-2.46	4.92	2.689	Sr Unsecured
XS1691349010	TCZIRA 5.125 23	5.13	29/09/23	500	97.545	98.616	2.19	5.90	5.56	200,000	-3.41	5.21	3.145	Sr Unsecured
XS1496463297	EXCRTU 5.375 23	5.38	24/10/23	500	99.799	100.140	1.93	5.43	5.33	200,000	-2.29	5.59	3.207	Sr Unsecured
XS1003016018	ISCTR 7.85 23	7.85	10/12/23	400	104.710	106.384	1.81	6.42	5.93	200,000	-2.39	8.91	3.196	Subordinated
XS1917720911	EXCRTU 8.25 24	8.25	24/01/24	500	107.901	108.299	0.89	5.95	5.83	200,000	-3.03	3.92	3.305	Sr Unsecured
XS1970705528	VAKBN 8.125 24	8.13	28/03/24	600	107.040	108.024	3.50	6.14	5.88	200,000	-3.20	3.35	3.355	Sr Unsecured
XS1578203462	ISCTR 6.125 24	6.13	25/04/24	1,250	99.984	100.774	2.18	6.13	5.91	200,000	-3.20	9.43	3.540	Sr Unsecured
XS1814962582	EXCRTU 6.125													

Türk Eurotahvilleri

İŞ YATIRIM

Rapor Terimlerini Açıklayıcı Doküman

Tanım	Enstrüman	Kupon	Vade ↓	İhraç Büyüklüğü (mlr)	Alış Fiyatı	Satış Fiyatı	Birikmiş Faiz	Alış Getiri (%)	Satış Getiri (%)	Minimum İşlem Büyüklüğü	Fiyat Performansı		Dur.	Payment Rank
											1A(Δ %)	1Y(Δ %)		
*Vadelerine göre sıralanmıştır.														
XS0848940523	AEFES 3.375 22	3.38	01/11/22	500	99.305	100.139	1.14	3.65	3.32	200,000	-1.12	5.29	2.496	Sr Unsecured
XS1747548532	PETKM 5.875 23	5.88	26/01/23	500	100.749	101.517	0.60	5.59	5.30	200,000	-1.32	6.06	2.621	Sr Unsecured
XS1379145656	KCHOL 5.25 23	5.25	15/03/23	750	101.938	102.650	2.45	4.56	4.31	200,000	-1.59	4.86	2.510	Sr Unsecured
US03938HAA14	ACKAF 5 23	5.00	03/04/23	500	101.829	102.535	2.08	4.36	4.12	200,000	-1.32	6.31	2.782	Sr Unsecured
XS0910932788	ACKAF 5 23	5.00	03/04/23	500	101.762	102.541	2.08	4.38	4.11	200,000	-1.32	6.24	2.782	Sr Unsecured
XS1807502668	RGYAST 7.25 23	7.25	26/04/23	300	91.858	94.147	2.56	10.34	9.43	200,000	-0.03	10.49	2.653	Sr Unsecured
XS1028951264	TURKTI 4.875 24	4.88	19/06/24	500	99.998	100.678	1.00	4.87	4.70	200,000	-1.98	7.66	3.799	Sr Unsecured
XS1577950402	CCOLAT 4.215 24	4.22	19/09/24	500	101.230	102.025	1.92	3.92	3.73	200,000	-1.51	6.73	3.829	Sr Unsecured
XS1686704948	TUPRST 4.5 24	4.50	18/10/24	700	98.418	99.066	1.69	4.89	4.73	200,000	-1.88	7.77	4.057	Sr Unsecured
XS1955059420	TURKTI 6.875 25	6.88	28/02/25	500	106.951	107.588	0.10	5.27	5.13	200,000	-2.60	7.19	4.219	Sr Unsecured
XS1961766596	KCHOL 6.5 25	6.50	11/03/25	750	105.445	106.093	3.11	5.25	5.11	200,000	-2.58	3.976	3.976	Sr Unsecured
XS1298711729	TCELLT 5.75 25	5.75	15/10/25	500	103.000	103.844	2.20	5.13	4.96	200,000	-2.21	7.79	4.675	Sr Unsecured
XS1961010987	SİSETI 6.95 26	6.95	14/03/26	700	107.400	108.132	3.26	5.49	5.35	200,000	-1.66	4.629	4.629	Sr Unsecured
XS1803215869	TCELLT 5.8 28	5.80	11/04/28	500	100.735	101.714	2.29	5.69	5.53	200,000	-2.84	9.79	6.117	Sr Unsecured

EUR Cinsinden

Devlet Eurotahvilleri

XS0603454166	TURKEY 5.125 20	5.13	18/05/20	2,000	100.720	100.895	4.06	1.63	0.83	50,000	-0.54	-3.06	0.207	Sr Unsecured
XS0993155398	TURKEY 4.35 21	4.35	12/11/21	1,250	104.085	104.585	1.33	1.88	1.59	100,000	-1.62	0.19	1.625	Sr Unsecured
US900123CE88	TURKEY 4.35 21	4.35	12/11/21	1,250	103.387	103.648	1.33	2.29	2.13	100,000	-1.66	-0.31	1.617	Sr Unsecured
XS1057340009	TURKEY 4.125 23	4.13	11/04/23	1,000	104.489	105.373	3.69	2.60	2.31	100,000	-2.22	2.47	2.814	Sr Unsecured
XS1843443356	TURKEY 4.625 25	4.63	31/03/25	1,250	105.355	105.895	4.27	3.46	3.34	100,000	-3.50	4.49	4.327	Sr Unsecured
XS1629918415	TURKEY 3.25 25	3.25	14/06/25	1,000	99.000	99.625	2.34	3.46	3.33	100,000	-3.23	5.50	4.668	Sr Unsecured
US900123CN87	TURKEY 3.25 25	3.25	14/06/25	1,000	98.908	99.323	2.34	3.48	3.39	1,000,000	-2.95	4.85	4.666	Sr Unsecured
XS1909184753	TURKEY 5.2 26	5.20	16/02/26	1,500	107.750	108.100	0.23	3.73	3.66	100,000	-3.55	4.74	5.103	Sr Unsecured

Özel Sektör Eurotahvilleri

Finansal Kuruluşlar

XS1403416222	VAKBN 2.375 21	2.38	04/05/21	500	100.445	101.026	1.97	1.98	1.48	100,000	-0.95	2.15	1.127	Secured
--------------	----------------	------	----------	-----	---------	---------	------	------	------	---------	-------	------	-------	---------

Finans Dışı

XS1109959467	ACKAF 3.875 21	3.88	16/09/21	350	102.727	103.608	1.79	2.05	1.49	100,000	-1.43	0.97	1.476	Sr Unsecured
--------------	----------------	------	----------	-----	---------	---------	------	------	------	---------	-------	------	-------	--------------

Yen Cinsinden

Devlet Eurotahvilleri

JP579200EHQ4	TURKEY 1.81 20	1.81	07/12/20	3,000	0.000	0.000	0.23	0.00	0.00	1,000,000,000			1.357	Sr Unsecured
JP579200DQH6	TURKEY 1.81 20	1.81	07/12/20	700	100.810	100.852	0.44	0.74	0.69	700,000,000	-0.03	-1.40	0.754	Sr Unsecured
JP579200KHQ1	TURKEY 1.81 20	1.81	07/12/20	3,700	100.871	100.908	0.44	0.66	0.61	3,700,000,000	-0.04	-1.49	0.755	Sr Unsecured
JP579200BHQ0	TURKEY 1.81 20	1.81	07/12/20	2,000	0.000	0.000	0.30	0.00	0.00	200,000,000			0.831	Sr Unsecured
JP579200CHQ8	TURKEY 1.81 20	1.81	07/12/20	1,000	100.823	100.865	0.44	0.72	0.67	500,000,000	-0.03	-1.42	0.754	Sr Unsecured
JP579200GHQ9	TURKEY 1.81 20	1.81	07/12/20	3,600	0.000	0.000	0.30	0.00	0.00	1,800,000,000			0.831	Sr Unsecured
JP579200FHQ1	TURKEY 1.81 20	1.81	07/12/20	2,400	0.000	0.000	0.30	0.00	0.00	1,200,000,000			0.831	Sr Unsecured
JP579200JHQ3	TURKEY 1.81 20	1.81	07/12/20	3,600	100.872	100.910	0.44	0.66	0.61	3,600,000,000	-0.04	-1.48	0.755	Sr Unsecured
JP579200ABF8	TURKEY 1.87 21	1.87	18/03/21	180,000	0.000	0.000	0.65	0.00	0.00	100,000,000			1.627	Sr Unsecured
JP579200ACF6	TURKEY 1.47 22	1.47	15/03/22	90,000	0.000	0.000	0.52	0.00	0.00	100,000,000			2.591	Sr Unsecured
JP579200AEM8	TURKEY 1.05 24	1.05	25/09/24	100,000	100.115	100.115	0.46	1.02	1.02	100,000,000	0.44		4.338	Sr Unsecured

Yurtdışı Devlet ve Özel Sektör Eurotahvilleri

İŞ YATIRIM

*Vadelerine göre sıralanmıştır.

Rapor Terimleri

Kodu	Enstrüman	Ülke	Kpn	Vade ↑	İhraç Büyüklüğü (mln)	Alış Fiyatı	Satış Fiyatı	Birikmiş Faiz	Alış Getiri (%)	Satış Getiri (%)	Minimum İşlem	Fiyat Performansı		Dur.	Payment Rank
												1A(Δ %)	1Y(Δ %)		
USD Cinsi															
US836205AN45	SOAF 5.5 20	SOUTH AFRICA	5.50	09/03/20	1,619	99.903	100.219	2.66	10.23	-5.60	100,000	-0.35	-1.76	0.02	Sr Unsecured
XS1241110300	DIBUH 2.921 20	CAYMAN ISLANDS	2.92	03/06/20	750	100.027	100.426	0.73	2.79	1.22	200,000	0.00	1.19	0.25	Sr Unsecured
XS1113141441	SOAFSK 3.903 20	SOUTH AFRICA	3.90	24/06/20	500	100.201	100.571	0.75	3.23	2.04	200,000	-0.23	0.48	0.31	Sr Unsecured
USG8600UAA19	SUZANO 5.875 21	CAYMAN ISLANDS	5.88	23/01/21	186	102.765	103.495	0.65	2.71	1.90	100,000	-0.26	-1.16	0.87	Sr Unsecured
XS0579851949	ESKOM 5.75 21	SOUTH AFRICA	5.75	26/01/21	1,750	100.256	100.737	0.59	5.45	4.90	200,000	0.61	0.88	0.87	Sr Unsecured
US71645WAR25	PETBRA 5.375 21	NETHERLANDS	5.38	27/01/21	961	102.427	102.964	0.54	2.63	2.04	2,000	-0.47	-0.31	0.88	Sr Unsecured
USP16259AB20	BBVASM 6.5 21	MEXICO	6.50	10/03/21	750	103.741	104.326	3.12	2.76	2.20	150,000	-0.32	-0.27	0.96	Subordinated
US71647NAP42	PETBRA 8.375 21	NETHERLANDS	8.38	23/05/21	463	107.245	107.626	2.33	2.34	2.04	2,000	-0.75	-2.19	1.15	Sr Unsecured
USY7138AAA89	PERTIJ 5.25 21	INDONESIA	5.25	23/05/21	391	103.983	104.387	1.46	1.94	1.62	200,000	0.18	0.86	1.17	Sr Unsecured
US71678622090	AZERBAJAN	2.82	01/09/21	174	100.146	100.730	0.02	2.72	2.32	150,000	0.46	3.61	1.46		
US91911TAM53	VALEBZ 4.375 22	CAYMAN ISLANDS	4.38	11/01/22	0	0.000	0.000	1.92	0.00	0.00	2,000				Sr Unsecured
US46556MAF95	ITAU 5.65 22	BRAZIL	5.65	19/03/22	1,250	104.635	105.178	2.57	3.29	3.02	200,000	-0.74	0.72	1.88	Subordinated
USG1315RAG68	BRASKM 5.375 22	CAYMAN ISLANDS	5.38	02/05/22	289	105.456	106.003	1.81	2.76	2.51	200,000	-0.12	1.59	2.01	Sr Unsecured
XS0800346362	GRAIL 7.75 22	GEORGIA	7.75	11/07/22	500	109.853	110.625	1.12	3.37	3.04	200,000	0.31	3.39	2.15	Sr Unsecured
XSO809571739	SANFTRA 4 22	SOUTH AFRICA	4.00	26/07/22	1,000	101.546	102.139	0.41	3.32	3.07	200,000	-0.09	4.70	2.27	Sr Unsecured
US03512TAC53	ANGSJ 5.125 22	ISLE OF MAN	5.13	01/08/22	750	105.824	106.769	0.46	2.62	2.23	1,000	0.43	2.41	2.27	Sr Unsecured
XS0867478124	HSBKKZ 5.5 22	KAZAKHSTAN	5.50	21/12/22	548	100.690	101.511	0.96	5.23	4.91	1	0.09	1.19	0.08	Sr Unsecured
XS0863524277	TAQAUH 3.625 23	UAE	3.63	12/01/23	1,250	104.036	104.707	0.51	2.16	1.93	200,000	1.16	3.85	2.71	Sr Unsecured
US71654QBG64	PEMEX 3.5 23	MEXICO	3.50	30/01/23	1,144	100.496	101.151	0.32	3.32	3.08	10,000	-1.13	8.20	2.74	Sr Unsecured
XS0903465127	SOIAZ 4.75 23	AZERBAIJAN	4.75	13/03/23	1,000	106.000	106.677	2.24	2.68	2.45	200,000	0.90	4.93	2.77	Sr Unsecured
US71647NAP69	PETBRA 4.375 23	NETHERLANDS	4.38	20/05/23	1,406	105.351	105.832	1.25	2.63	2.48	2,000	-0.01	5.21	2.97	Sr Unsecured
USP30179AM09	CFELEC 4.875 24	MEXICO	4.88	15/01/24	1,250	108.365	109.053	0.65	2.59	2.41	200,000	-0.10	7.84	3.52	Sr Unsecured
US836205AQ75	SOAF 4.665 24	SOUTH AFRICA	4.67	17/01/24	1,500	104.755	105.105	0.60	3.35	3.25	100,000	0.17	4.72	3.52	Sr Unsecured
US10553YAF25	BRASKM 6.45 24	CAYMAN ISLANDS	6.45	03/02/24	750	109.819	110.413	0.54	3.73	3.58	200,000	-1.03	1.27	3.47	Sr Unsecured
US71647NAM11	PETBRA 6.25 24	NETHERLANDS	6.25	17/03/24	1,586	112.928	113.651	2.88	2.84	2.66	2,000	-0.09	6.94	3.52	Sr Unsecured
XS1044540547	AZERBJ 4.75 24	AZERBAIJAN	4.75	18/03/24	1,250	107.910	108.523	2.18	2.67	2.52	200,000	0.60	5.68	3.62	Sr Unsecured
USP16259AK29	BBVASM 4.375 24	MEXICO	4.38	10/04/24	750	107.071	107.710	1.74	2.55	2.39	150,000	-0.28	7.02	3.71	Sr Unsecured
US105756AR10	PETBRA 8.875 24	BRAZIL	8.88	15/04/24	1,029	126.808	127.576	3.40	2.05	1.89	1,000	3.00	2.11	3.49	Sr Unsecured
US31572UAE64	FIBRBZ 5.25 24	CAYMAN ISLANDS	5.25	12/05/24	600	109.081	109.695	1.62	2.93	2.78	2,000	0.10	4.74	3.73	Sr Unsecured
USP1905CAE05	BRFSBZ 4.75 24	BRAZIL	4.75	22/05/24	518	103.062	103.850	1.33	3.95	3.75	200,000	-0.35	8.18	3.76	Sr Unsecured
XS1075401726	EMAARM 4.564 24	CAYMAN ISLANDS	4.56	18/06/24	750	105.378	106.170	0.95	3.21	3.02	200,000	0.52	4.20	3.87	Sr Unsecured
XS1120709669	KAZAKS 3.875 24	KAZAKHSTAN	3.88	14/10/24	1,500	107.984	108.509	1.50	2.05	1.94	200,000	0.34	5.62	4.19	Sr Unsecured
US06120TAA60	BCHINA 5 24	CHINA	5.00	13/11/24	3,000	111.275	111.634	1.53	2.44	2.37	200,000	1.00	6.46	4.17	Subordinated
US105756BV13	BRAZIL 4.25 25	BRAZIL	4.25	07/01/25	4,300	108.839	109.027	0.66	2.21	2.27	200,000	1.12	8.10	4.38	Sr Unsecured
USP2253TJE03	CEMEX 5.75 25	MEXICO	5.70	11/01/25	1,071	101.828	102.718	0.82	5.27	5.06	200,000	-0.63	0.31	1.26	1st lien
US91087BAA89	MEX 3.6 25	MEXICO	3.60	30/01/25	1,947	106.510	106.526	0.33	2.19	2.19	200,000	0.76	8.80	4.50	Sr Unsecured
XS1187065443	ESKOM 7.125 25	SOUTH AFRICA	7.13	11/02/25	1,250	100.993	101.642	0.44	6.88	6.73	200,000	0.72	0.19	4.11	Sr Unsecured
US1263054519	KAZAKS 5.125 25	KAZAKHSTAN	5.13	21/07/25	2,500	115.429	115.935	0.60	2.08	1.99	200,000	0.27	6.78	4.75	Sr Unsecured
USP989MJBEO4	YPFDAR 8.5 25	ARGENTINA	8.50	28/07/25	1,500	85.068	86.369	0.83	12.36	11.99	1,000	-7.32	-12.45	4.08	Sr Unsecured
US836205AR58	SOAF 5.875 25	SOUTH AFRICA	5.88	16/09/25	2,000	110.305	110.755	2.73	3.79	3.71	200,000	0.14	5.31	4.65	Sr Unsecured
XS1301525207	ALBRK 10.5 25	CAYMAN ISLANDS	10.50	30/11/25	250	0.000	0.000	1.87	0.00	0.00	200,000				Subordinated
XS1323608635	KFNKK 7.9 26	CAYMAN ISLANDS	7.90	17/02/26	350	102.692	103.333	0.35	7.27	7.14	200,000	-0.55	3.64	0.94	
XS1319820897	SGCAZE 6.875 26	AZERBAIJAN	6.88	24/03/26	2,000	120.466	120.800	3.04	3.14	3.09	200,000	1.27	7.97	4.96	
US105756AE07	BRAZIL 10.125 27	BRAZIL	10.13	15/05/27	765	145.251	146.141	3.04	3.07	2.96	1,000	1.27	5.47	5.46	Sr Unsecured
XS1706923148	FCFIN 7.25 27	NETHERLANDS	7.25	09/11/27	150	98.225	100.010	2.30	6.96	6.65	200,000	1.29	18.05	2.60	Subordinated
XS1196496688	SOIAZ 6.95 30	AZERBAIJAN	6.95	18/03/30	750	124.977	126.269	3.19	3.92	3.78	200,000	1.77	13.08	7.42	Sr Unsecured
US040114GL81	ARGENT 8.28 33	ARGENTINA	8.28	31/12/33	3,046	53.869	55.019	1.45	11.82	11.53	1	-2.00	-36.57	4.79	Sr Unsecured
US105756BB58	BRAZIL 8.25 34	BRAZIL	8.25	20/01/34	1,369	144.545	145.122	0.99	4.03	3.99	1,000	3.31	14.01	9.27	Sr Unsecured
US040114GK09	ARGENT 3.75 38	ARGENTINA	3.75	31/12/38	5,297	41.211	41.949	1.59	12.16	11.97	1	-2.13	-28.78	7.97	Sr Unsecured
USP98088AA83	VOTORA 7.25 41	LUXEMBOURG	7.25	05/04/41	610	130.844	132.899	2.98	4.89	4.76	200,000	1.51	20.71	11.96	Sr Unsecured
USG21895AC44	CNPCC 5.95 41	BRITISH VIRGIN	5.95	28/04/41	500	147.034	148.473	2.07	2.95	2.88	200,000	4.37	21.53	13.71	Sr Unsecured
US836205AS32	SOAF 5.375 44	SOUTH AFRICA	5.38	24/07/44	1,000	96.050	96.685	0.58	5.68	5.63	200,000	0.00	3.47	13.35	Sr Unsecured
XS1120709826	KAZAKS 4.875 44	KAZAKHSTAN	4.88	14/10/44	1,000	130.918	131.719	1.88	3.08	3.04	200,000	5.09	23.91	15.67	Sr Unsecured
XS1263139856	KAZAKS 6.5 45	KAZAKHSTAN	6.50	21/07/45	1,500	155.118	155.955	0.76	3.28	3.25	200,000	4.88	21.47	15.06	Sr Unsecured
US91086QBF46	MEX 4.6 46	MEXICO	4.60	23/01/46	2,857	114.069	114.167	0.51	3.75	3.74	200,000	3.15	23.37	15.95	Sr Unsecured
US71647NAN93	PETBRA 6.85 2115	NETHERLANDS	6.85	05/06/15	2,449	120.381	121.258	1.67	5.69	5.64	2,000	2.71	22.68	17.19	Sr Unsecured

Euro Cinsinden

XS1731106347	CEMEX 2.75 24	MEXICO	2.75	05/12/24	650	101.966	102.582	0.67	2.31	2.18	100,000	-0.40	2.48	0.00	1st lien
XS0982711714	PETBRA 4.75 25	NETHERLANDS	4.75	14/01/25	640	113.610	114.372	0.64	1.80	1.65	100,000	-1.99	3.63	4.43	Sr Unsecured
XS0213101073	PEMEX 5.5 25	MEXICO	5.50	24/02/25	1,000	113.579	114.514	0.12	2.56	2.38	10,000	-1.17	5.69	4.47	Sr Unsecured
XS1813724603	TEVA 4.5 25	NETHERLANDS	4.50	01/03/25	898	101.742	102.641	0.03	4.11	3.91	100,000	0.83	-1.45	0.00	Sr Unsecured
XS1824425182	PEMEX 3.625 25	MEXICO	3.63	24/11/25	650	103.961	104.740	0.99	2.86	2.72	100,000	-0.32	8.75	5.18	Sr Unsecured
XS1211044075	TEVA 1.875 27	NETHERLANDS	1.88	31/03/27	700	85.988	87.015	1.73	4.20	4.02	100,000	0.31	1.14	0.00	Sr Unsecured
XS1172951508	PEMEX 2.75 27	MEXICO	2.75	21/04											

Devlet İç Borçlanma Senetleri

İŞ YATIRIM



Rapor Terimleri

Tanım	Kpn%	Vade Tarihi ↓	İhraç Tarihi	Vadeye kalan (ay/yıl)	İhrac (mn TL)	Hacim (mnTL)			Son İşlem Tarihi	Son Temiz Fiyat	Birikmiş Faiz	Basit Faiz (%)	Bileşik Faiz (%)	Faiz Değ.(Δbp)			3ay Bant				Dur.	Konv.	PVBP * 100
						1G	1H	3A St.dev						1G	1H	3A	Min(%)	Mak(%)	Ort(%)	Z-skor			
İskontolu Tahviller																							
TRT130520T14		13/05/20	15/05/19	3 m	9.133	4.9	63.1	1.38	27/02/20	97.868		10.60	11.06	22	45	-43	9.44	16.27	11.31	-0.18	0.19	0.00	0.20
TRT100620T16		10/06/20	12/06/19	3 m	11.095	6.8	86.9	1.34	27/02/20	97.095		10.50	10.90	11	22	-59	9.51	16.17	11.16	-0.19	0.27	0.00	0.27
TRT160920T25		16/09/20	10/07/19	7 m	16.747	68.8	283.1	1.20	27/02/20	94.159		11.21	11.49	17	28	-39	9.70	16.10	11.44	0.04	0.52	0.01	0.49
TRT071020T23		07/10/20	18/09/19	7 m	12.530	89.4	216.6	0.92	27/02/20	93.569		11.30	11.55	11	33	-40	9.78	14.28	11.47	0.08	0.58	0.01	0.53

Sabit Kuponlu Tahviller																							
TRT080720T19	4.7	08/07/20	15/07/15	4 m	17.092	0.5	128.3	1.26	27/02/20	99.425	1.32	10.94	11.33	6	29	-28	9.69	15.92	11.33	0.00	0.34	0.00	0.35
TRT120820T12	11.5	12/08/20	15/08/18	6 m	19.577	79.6	823.1	1.70	27/02/20	105.085	1.01	11.20	11.54	19	32		9.21	16.48	11.81	-0.16	0.43	0.00	0.46
TRT170221T12	5.35	17/02/21	24/02/16	12 m	15.689	71.6	939.9	0.91	27/02/20	99.200	0.26	11.58	11.92	30	13	11	9.82	14.46	11.42	0.55	0.89	0.01	0.89
TRT210421T14	10.45	21/04/21	24/04/19	14 m	19.928	5.8	108.2	1.11	27/02/20	109.600	7.35	11.69	12.03	22	56	-2	9.84	15.90	11.66	0.33	0.96	0.01	1.14
TRT220921T18	4.6	22/09/21	28/09/16	19 m	15.392	26.1	609.2	0.85	27/02/20	96.300	3.94	11.84	12.19	27	38	20	9.57	14.06	11.45	0.88	1.36	0.03	1.36
TRT201021T25	6.9	20/10/21	23/10/19	20 m	13.392	66.8	273.5	0.98	27/02/20	103.100	4.85	11.65	11.99	21	91	-15	9.96	14.47	11.64	0.36	1.38	0.03	1.50
TRT120122T17	4.75	12/01/22	25/01/12	23 m	10.586	0.5	441.6	1.46	27/02/20	95.950	1.15	11.95	12.31	-8	48	32	10.08	16.55	12.11	0.14	1.64	0.04	1.60
TRT020322T17	5.5	02/03/22	08/03/17	24 m	16.836	20.2	212.5	1.61	27/02/20	98.000	5.35	12.14	12.51	18	62	41	10.02	16.55	12.32	0.12	1.66	0.04	1.72
TRT170822T15	5.35	17/08/22	23/08/17	30 m	15.300	26.3	244.3	1.60	27/02/20	97.249	0.26	12.01	12.37	13	38	22	9.99	16.69	12.34	0.02	2.10	0.06	2.05
TRT140922T17	4.25	14/09/22	26/09/12	31 m	10.771	32.2	474.8	1.16	27/02/20	92.200	3.81	12.14	12.51	21	61		9.59	16.08	11.68	0.72	2.12	0.06	2.03
TRT180123T10	6.1	18/01/23	24/01/18	35 m	14.524	97.2	726.2	0.93	27/02/20	99.800	1.24	12.27	12.65	23	77	28	9.97	14.58	11.74	0.99	2.35	0.07	2.38
TRT080323T10	3.55	08/03/23	20/03/13	37 m	16.985	8.6	252.1	1.51	27/02/20	87.350	3.32	12.21	12.58	12	56	27	9.99	16.50	12.09	0.32	2.51	0.08	2.27
TRT140623T19	8.1	14/06/23	20/06/18	40 m	10.660	32.4	62.9	1.59	27/02/20	110.400	3.20	12.25	12.63	16	71	32	10.08	16.63	12.56	0.04	2.49	0.08	2.85
TRT270923T11	4.4	27/09/23	09/10/13	44 m	12.935	17.4	60.6	1.44	27/02/20	90.000	3.60	12.32	12.70	20	68	36	10.02	16.40	12.25	0.31	2.84	0.10	2.66
TRT181023T19	10.05	18/10/23	24/10/18	44 m	2.601	19.4	43.7	1.83	27/02/20	122.250	7.07	12.32	12.70	16	100	31	10.17	16.99	12.84	-0.08	2.54	0.09	3.29
TRT200324T13	5.2	20/03/24	02/04/14	49 m	7.586	1.5	21.5	1.34	26/02/20	94.000	4.43	12.31	12.69	18	70		9.88	16.40	12.43	0.20	3.07	0.12	3.07
TRT240724T15	4.5	24/07/24	06/08/14	54 m	15.248	29.6	732.1	0.93	27/02/20	88.900	0.74	12.33	12.71	31	66	29	9.94	14.42	11.84	0.94	3.46	0.15	3.11
TRT120325T12	4	12/03/25	25/03/15	61 m	18.868	2.6	219.7	1.44	27/02/20	84.000	3.58	12.35	12.73	39	65	42	10.00	16.08	12.32	0.29	3.77	0.18	3.30
TRT110226T13	5.3	11/02/26	24/02/16	73 m	22.110	307.2	3,059.5	0.91	27/02/20	93.200	0.26	12.24	12.61	22	58	12	9.96	14.33	11.95	0.73	4.24	0.23	3.96
TRT240227T17	5.5	24/02/27	08/03/17	85 m	16.108	21.4	165.4	0.98	27/02/20	93.500	5.35	12.41	12.80	36	72	23	10.04	14.50	12.08	0.73	4.45	0.28	4.39
TRT110827T16	5.25	11/08/27	23/08/17	91 m	18.789	160.0	909.5	0.90	27/02/20	91.550		12.26	12.64	23	80	12	10.01	14.25	11.95	0.77			
TRT080328T15	6.2	08/03/28	21/03/18	98 m	10.587	51.9	285.0	1.13	26/02/20	100.600		12.28	12.66	19	72	22	10.09	15.51	12.02	0.57			

Değişken Faizli Tahviller																							
TRT110320T18	10.51	11/03/20	20/03/13	0 m	13.260	3.3	72.8		18/02/20	100.325	9.30										0.14	0.00	0.06
TRT111120T18	9.86	11/11/20	20/11/13	9 m	14.612	0.5	3.1	1.03	31/12/19	103.000	2.71						9.41	11.87	10.33		0.42	0.00	0.37
TRT190521T17	8.65	19/05/21	28/05/14	15 m	12.869	3.1	14.7	1.11	31/12/19	102.000	2.04						9.22	11.86	10.55		0.48	0.01	0.38
TRT200422T14	10.29	20/04/22	29/04/15	26 m	12.604	10.9	168.7		31/01/20	101.900	5.82										0.39	0.01	0.23
TRT050624T19	8.65	05/06/24	14/06/17	52 m	12.739	1.0	5.0		31/12/19	100.600	1.05										0.65	0.01	0.42
TRT020725T10	7.62	02/07/25	11/07/18	65 m	2.833	0.6	0.7		31/12/19	100.000	10.00										0.40	0.01	0.02
TRT060825T15	10.82	06/08/25	15/08/18	66 m	18.085	5.0	135.0		04/02/20	99.600	10.40										0.43	0.02	0.02
TRT041126T11	7.15	04/11/26	13/11/19	81 m	4.980	1.0	51.7		31/12/19	100.000													

TÜFE'ye Endeksli Tahviller																							
TRT010420T19	2.0	01/04/20	14/04/10	1 m	5.506	2.6	22.9	1.62	11/02/20	100.850	1.46	-2.14	-2.12				-2.53	6.22	2.99	-3.16	0.13	0.00	0.17

Devlet İç Borçlanma Senetleri

İŞ YATIRIM



Rapor Terimleri

Tanım	Kpn%	Vade Tarihi ↑	İhraç Tarihi	Vadeye kalan (ay/yıl)	İhrac (mn TL)	Hacim (mnTL)			Son İşlem Tarihi	Son Temiz Fiyat	Birikmiş Faiz	Basit Faiz (%)	Bileşik Faiz (%)	Faiz Değ.(Δbp)			3ay Bant				Dur.	Konv.	PVBP * 100
						1G	1H	3A St.dev						1G	1H	3A	Min(%)	Mak(%)	Ort(%)	Z-skor			
TRT060121T16	1.5	06/01/21	19/01/11	10 m	7.509	1.2	101.9	0.64	06/02/20	101.025	0.25	1.87	1.88	-12			1.88	4.90	2.96	-1.70	0.97	0.02	1.08
TRT210721T11	1.5	21/07/21	03/08/11	17 m	9.304	23.5	372.4	0.53	11/02/20	101.250	0.17	2.09	2.10	0	6	-7	1.63	3.71	2.51	-0.77	1.52	0.04	1.63
TRT230222T13	1.5	23/02/22	07/03/12	24 m	9.800	1.1	31.3	0.57	19/02/20	101.400	1.45	2.29	2.30	4		-47	2.17	4.76	3.14	-1.45	1.98	0.06	2.16
TRT261022T10	1.0	26/10/22	07/11/12	32 m	10.355	2.1	12.7	0.57	27/01/20	99.600	0.49	2.15	2.16	0			2.09	4.55	2.92	-1.33			
TRT030523T13	0.5	03/05/23	15/05/13	39 m	9.152	23.2	63.6	0.53	04/02/20	95.900	0.25	2.32	2.33	11			1.77	4.36	2.76	-0.81	3.16	0.13	3.04
TRT020823T11	1.5	02/08/23	14/08/13	42 m	8.477	1.0	39.1	0.48	03/02/20	102.000	1.49	2.40	2.41	13	13	-83	2.24	4.42	3.10	-1.42	3.25	0.14	3.37
TRT081123T10	1.4	08/11/23	20/11/13	45 m	8.497	0.0	37.8	0.63	31/12/19	99.200	0.38	3.02	3.04	-10	-10		2.09	4.24	3.08	-0.06	3.53	0.16	3.51
TRT100124T17	2.1	10/01/24	16/01/19	47 m	13.041	2.9	7.3	0.44	31/12/19	104.600	1.95	2.98	3.00	-1			3.00	4.14	3.61	-1.39	3.54	0.16	2.12
TRT080524T17	1.2	08/05/24	21/05/14	51 m	5.745	18.7	24.6	0.58	07/02/20	100.000	0.59	2.40	2.41	-75			1.74	4.27	2.82	-0.71	3.86	0.19	3.73
TRT050624T35	2.1	05/06/24	12/06/19	52 m	9.221	1.1	122.7	0.47	10/01/20	105.100	0.37	2.86	2.88	-26	-15	-91	2.68	4.05	3.38	-1.07			
TRT180924T11	1.0	18/09/24	01/10/14	55 m	8.054	0.0	7.9	0.61	13/02/20		0.78						2.01	4.44	2.97		4.16	0.21	3.88
TRT061124T11	1.6	06/11/24	13/11/19	57 m	7.137	8.5	23.4	0.24	29/01/20	103.050		2.52	2.54	18			2.36	3.28	2.97	-1.80			
TRT160425T17	1.0	16/04/25	29/04/15	62 m	8.822	17.2	102.6	0.55	03/02/20	98.400	0.57	2.33	2.34	-3		-145	2.34	4.44	3.02	-1.25	4.74	0.27	4.18
TRT140126T11	1.4	14/01/26	27/01/16	72 m	11.401	0.6	11.7	0.42	20/01/20	101.950	1.34	2.35	2.36	-18			2.36	4.23	2.91	-1.29			
TRT070727T13	1.5	07/07/27	19/07/17	90 m	13.623	14.6	43.5	0.57	11/02/20	103.000	0.22	2.45	2.47	-6			2.39	4.60	3.54	-1.89	6.25	0.47	4.84
TRT120128T11	1.5	12/01/28	24/01/18	96 m	7.585	0.7	4.1	0.93	31/12/19	98.000		3.18	3.21	17			2.91	5.93	3.76	-0.59			
TRT280628T18	1.65	28/06/28	11/07/18	101 m	6.244	1.3	5.3	0.66	12/02/20	105.100	0.33	2.62	2.64	2			2.62	4.21	3.47	-1.27	6.85	0.56	4.95

Kamu Kira Sertifikası

TRD230920T24	12.2	23/09/20	26/09/18	7 m	1.700	3.6	19.0	1.32	27/02/20	108.000	10.46	9.68	9.91	-45		-25	8.31	13.17	10.21	-0.23	0.50	0.01	0.59
TRD181120T19	8.95	18/11/20	21/11/18	9 m	3.241	0.7	7.9	2.21	27/02/20	105.400	4.92	9.95	10.20	-3	74	10	7.93	16.22	11.47	-0.58	0.65	0.01	0.72
TRD100221T17	8.8	10/02/21	13/02/19	12 m	1.479	0.3	4.0	1.91	27/02/20	106.500	0.77	10.29	10.55		51	35	8.64	14.86	11.28	-0.38	0.87	0.01	0.94
TRD160621T17	10.55	16/06/21	19/06/19	16 m	1.606	0.3	4.3	1.84	27/02/20	112.800	4.12	10.31	10.58	42	80		8.94	15.13	11.39	-0.44	1.11	0.02	1.31
TRD140721T18	4.7	14/07/21	20/07/16	17 m	0.908	1.0	2.6	1.55	26/02/20	99.000	1.11	10.18	10.44	8			9.00	14.58	10.94	-0.32	1.25	0.02	1.25
TRD180821T13	7.4	18/08/21	21/08/19	18 m	0.847	0.5	2.5	2.02	26/02/20	106.150	0.33	10.21	10.47	6			9.11	15.18	11.68	-0.60	1.31	0.02	1.40
TRD151221T10									27/02/20														
TRD100822T10	5.38	10/08/22	16/08/17	30 m	1.184	0.2	9.0	3.32	27/02/20	100.500	0.47	10.52	10.80	-20	37		9.21	20.42	13.16	-0.71	2.10	0.06	2.13

Özel Sektör Tahvilleri (TL)

İŞ YATIRIM



[Rapor Terimleri](#)

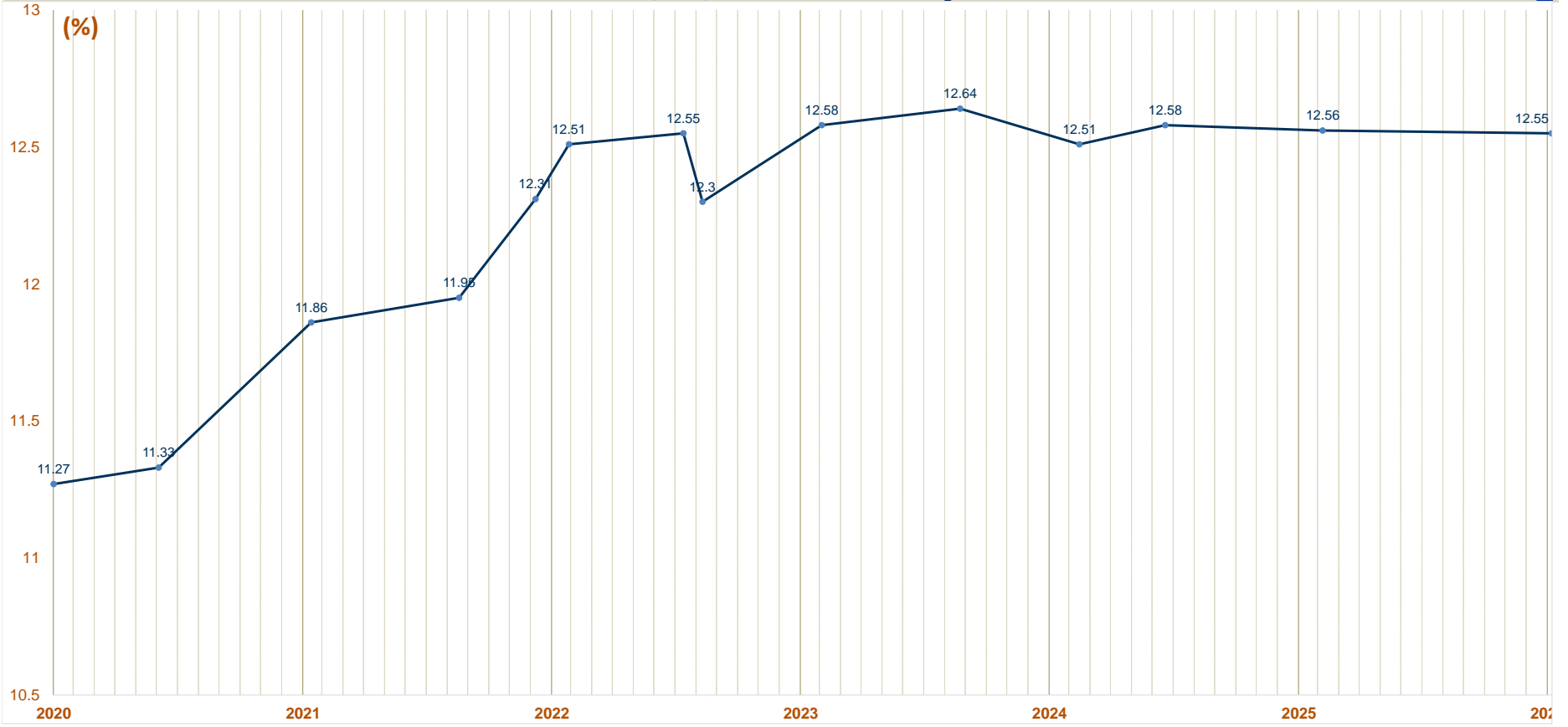
Kodu	Enstrüman	Kpn	Vade ↓	İhraç T.	Çıkış Spread	Alış Fiyatı	Bir son. kupon t.	Toplam İhrac	Son İşlem Tarihi	Temiz Fiyat	Birikmiş Faiz	Getiri (%)	Faiz Δ Son İki İşgünü			Fiyat Değ.			Hacim Ort.		Spread Bilgisi (bps)				Dur.	Konv.	PVBP * 100
													1G(Δ)	1H(Δ)	3A(Δ)	1G(Δ)	1H(Δ)	3A(Δ)	1H	3A	Son	3A Min.	3A Maks.	3A Ort.			

Banka Bonoları (Kot içi kuponlu)

Finansman Bonoları

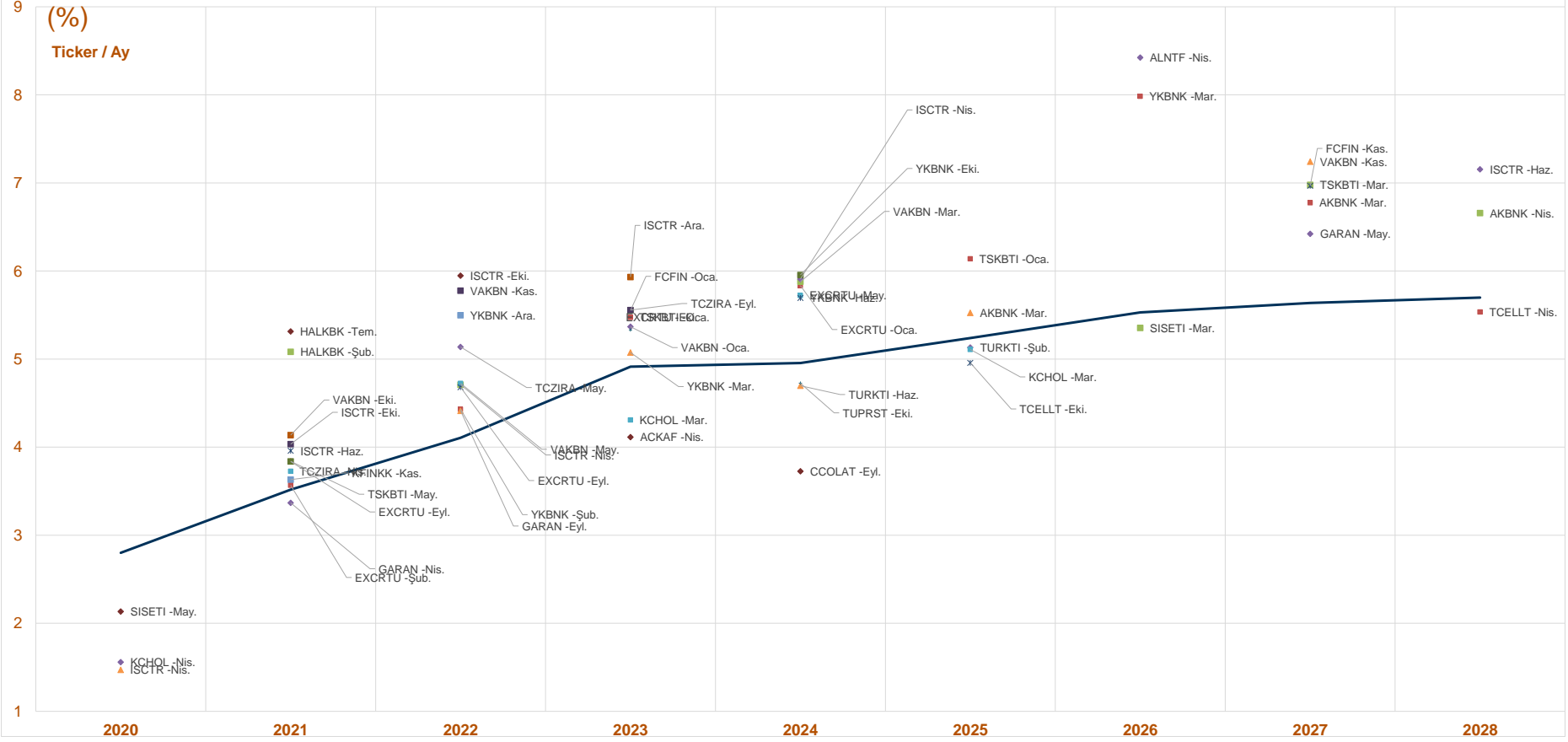
Devlet İ Borlanma Senetleri Verim Eđrisi

İŐ YATIRIM



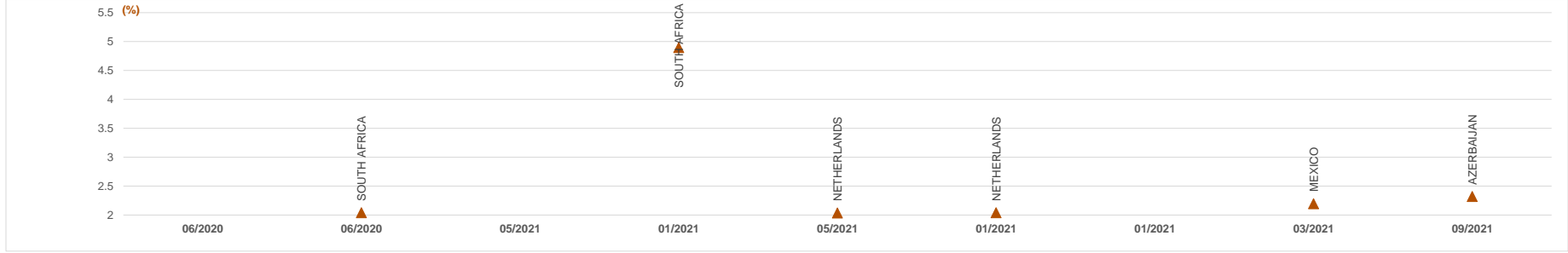
Devlet ve Özel Sektör Türk Eurobondları Verim Eğrisi

İŞ YATIRIM

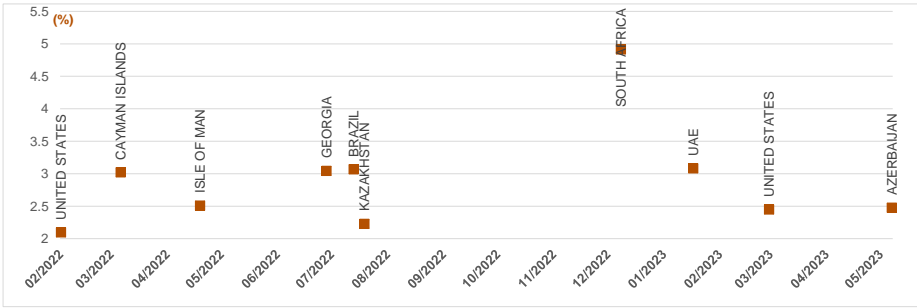


Yurtdışı Devlet ve Özel Sektör Eurotahvilleri

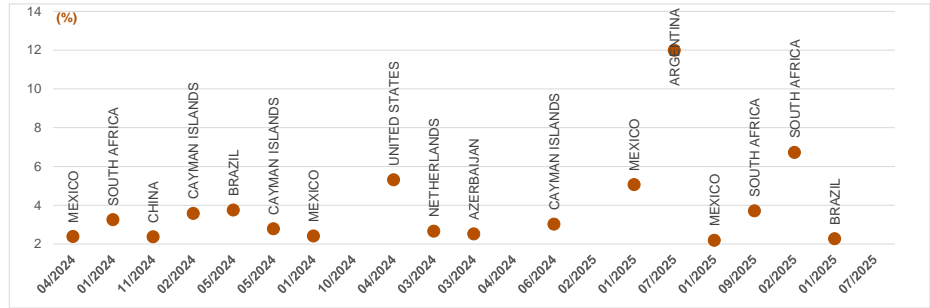
2020-2021 Yılları Eurobond



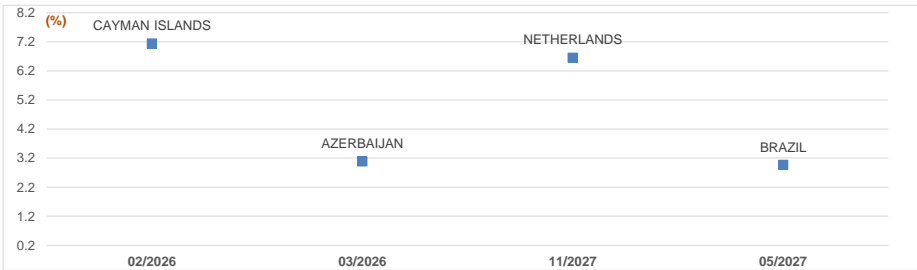
2022-2023 Yılları Eurobond



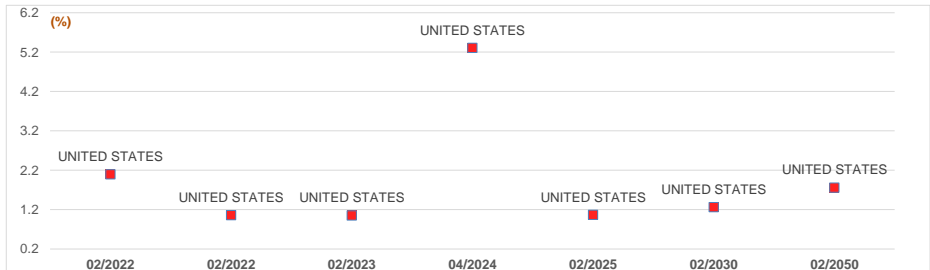
2024-2025 Yılları Eurobond



2026-2027 Yılları Eurobond



ABD Tahvilleri



Kredi Notları -Türk ve Yurtdışı Devlet ve Özel Sektör Eurotahvilleri

İŞ YATIRIM

Rapor Terimlerin Açıklayıcı Doküman

Ulke ve Şirket Görünüm & Notları		Moody's		Fitch		S&P							
ISIN	Ticker	Vade 1	Kur	Getiri (%)	Rating	Uzun Dönem YP	Görünüm	Rating	Uzun Dönem YP	Görünüm	Rating	Uzun Dönem YP	Görünüm
TURKEY													
US121373572	TSKBT1 5.125 20	04/2020	USD	0.287	B3		NEG	B+		STABLE			
US4989AA79	KCHOL 3.5 20	04/2020	USD	2.085	B1		NEG	BB-	BB-	STABLE			
US028215819	KCHOL 3.5 20	04/2020	USD	1.569	B1		NEG	BB-	BB-	STABLE			
XS1121459074	ISCTR 5.181 20	04/2020	USD	1.472	B3		NEG	B+	NEG	BB-			NEG
XS1132450427	YASARM 8.875 20	06/2020	USD	29.623	WR		NEG	B+	NEG	BB-			NEG
US0016AA88	SISET1 4.25 20	05/2020	USD	3.167	B1		NEG	BB-	STABLE	NR			NR
XS0927634807	SISET1 4.25 20	05/2020	USD	2.134	B1		NEG	BB-	STABLE	NR			NR
XS0503454166	TURKEY 5.125 20	05/2020	EUR	0.83	B1		NEG	BB-	STABLE	NR			BB+
US00123AX87	TURKEY 7.20	06/2020	USD	2.8	B1		NEG	BB-	STABLE	NR			BB+
US0957598070	MERSIN 5.875 20	08/2020	USD	-95.229	WR		NEG	WD	NEG	NR			BB-
JP579200CHQ8	TURKEY 1.81 20	12/2020	JPY	0.668	B1		NEG	BB-	STABLE	BB+			STABLE
JP579200HQ4	TURKEY 1.81 20	12/2020	JPY	0.794	B1		NEG	BB-	STABLE	BB+			STABLE
JP579200BH00	TURKEY 1.81 20	12/2020	JPY	0.699	B1		NEG	BB-	STABLE	BB+			STABLE
JP579200DQ06	TURKEY 1.81 20	12/2020	JPY	0.686	B1		NEG	BB-	STABLE	BB+			STABLE
JP579200HQ99	TURKEY 1.81 20	12/2020	JPY	0.676	B1		NEG	BB-	STABLE	BB+			STABLE
JP579200FH01	TURKEY 1.81 20	12/2020	JPY	0.691	B1		NEG	BB-	STABLE	BB+			STABLE
JP579200HQ3	TURKEY 1.81 20	12/2020	JPY	0.699	B1		NEG	BB-	STABLE	BB+			STABLE
JP579200AH02	TURKEY 1.81 20	12/2020	JPY	0.687	B1		NEG	BB-	STABLE	BB+			STABLE
JP579200KH01	TURKEY 1.81 20	12/2020	JPY	0.612	B1		NEG	BB-	STABLE	BB+			STABLE
XS134632811	EXCRTU 5.375 21	02/2021	USD	3.567	B2		NEG	B+	STABLE	NR			NR
XS1188073081	HALKKB 4.75 21	02/2021	USD	5.082	B3u		NEG	B+	STABLE	NR			NR
JP579200BF09	TURKEY 1.81 21	03/2021	JPY	0.903	B1		NEG	BB-	STABLE	BB+			STABLE
US00123BH29	TURKEY 5.625 21	03/2021	USD	3.517	B1		NEG	BB-	STABLE	NR			NR
USM89317AA71	GARAN 6.25 21	04/2021	USD	3.367	B2		NEG	B+	STABLE	NR			NR
XS1223384914	TCZIRA 4.75 21	04/2021	USD	3.726	B2		NEG	B+	STABLE	NR			NR
XS1403412222	VAKBN 5.25 21	03/2021	USD	1.483	B2	WR	NEG	B+	STABLE	NR			NR
XS1412393172	TSKBT1 4.875 21	05/2021	USD	3.839	B3		NEG	B+	STABLE	NR			NR
XS1303467077	TURKSK 4.251 21	06/2021	USD	2.905	B1		NEG	BB-	STABLE	NR			NR
XS1079527211	ISCTR 5.21	06/2021	USD	3.959	B3		NEG	B+	STABLE	NR			NR
XS143983548	HALKKB 5.21	06/2021	EUR	5.314	B3u		NEG	B+	STABLE	NR			NR
XS1109959467	ACKAF 3.875 21	09/2021	EUR	1.485	B1		NEG	BB+	STABLE	BB+			NEG
XS1028943089	EXCRTU 5.21	09/2021	USD	3.837	B2	B2	NEG	B+	STABLE	NR			NR
XS1393203981	ISCTR 5.375 21	10/2021	USD	4.034	B3		NEG	B+	STABLE	NR			NR
US00151AA41	ISCTR 5.375 21	10/2021	USD	4.169	B3		NEG	B+	STABLE	NR			NR
XS1508914691	VAKBN 5.5 21	10/2021	USD	4.136	B2	WR	NEG	B+	STABLE	BB+			NEG
XS1505149325	KFINKK 5.136 21	11/2021	USD	3.631	B+		NEG	B+	STABLE	BB+			NEG
XS0993155398	TURKEY 4.35 21	11/2021	EUR	1.586	B1		NEG	BB-	STABLE	BB+			STABLE
US00123CE98	TURKEY 4.35 21	11/2021	EUR	2.132	B1		NEG	BB-	STABLE	BB+			STABLE
XS1132825099	GLYHO 8.125 21	11/2021	USD	9.086	B2+		NEG	B+	STABLE	NR			NR
XS1816199373	TURKSK 5.8 22	02/2022	USD	3.464	B1		NEG	BB-	STABLE	NR			NR
XS1571399754	YKBNK 5.75 22	02/2022	USD	4.43	B2		NEG	B+	STABLE	NR			NR
JP579200ACR6	TURKEY 1.47 22	03/2022	JPY	0.546	NR	B1	NEG	BB-	STABLE	BB+			STABLE
US00123BY51	TURKEY 5.125 22	03/2022	USD	4.106	B1		NEG	BB-	STABLE	NR			BB+
XS1508390090	ISCTR 5.5 22	04/2022	USD	4.709	B3		NEG	B+	STABLE	BB+			NEG
XS1605397394	TCZIRA 5.125 22	05/2022	USD	5.138	B2		NEG	B+	STABLE	NR			NR
XS1613091500	QNBFB 4.875 22	05/2022	USD	4.313	B1		NEG	B+	STABLE	NR			NR
XS1922063379	VAKBN 5.625 22	05/2022	USD	4.724	B2	WR	NEG	B+	STABLE	BB+			NEG
USM89317AF68	GARAN 6.25 22	09/2022	USD	4.413	B2		NEG	B+	STABLE	NR			NR
XS1684378208	EXCRTU 4.25 22	09/2022	USD	4.68	B2	B2	NEG	B+	STABLE	NR			NR
US00123C877	TURKEY 6.25 22	09/2022	USD	4.283	B1		NEG	BB-	STABLE	NR			STABLE
US140347YAK48	AKBNK 5.25 22	09/2022	USD	4.499	B2		NEG	B+	STABLE	BB+			STABLE
XS0847042024	ISCTR 6.22	10/2022	USD	5.946	Caa2		NEG	B	STABLE	BB+			NEG
XS0848940523	AEFES 3.375 22	11/2022	USD	3.319	B1u		NEG	B+	STABLE	BBB-			BBB-
XS0849728190	VAKBN 5.22	11/2022	USD	5.776	Caa3	WR	NEG	B	STABLE	BBB-			NEG
US02252AA009	AEFES 3.375 22	11/2022	USD	3.294	B1u		NEG	B+	STABLE	BBB-			STABLE
XS0861979440	YKBNK 5.5 22	12/2022	USD	5.498	Caa1		NEG	B	STABLE	NR			NR
XS175096206	TSKBT1 5.5 23	01/2023	USD	5.473	B3		NEG	B+	STABLE	BB+			NEG
XS1711581337	FCFIN 6.23	01/2023	USD	5.553	B+		NEG	B+	STABLE	BB+			NEG
XS174548532	PKTKM 5.875 23	01/2023	USD	5.801	B2		NEG	B+	STABLE	BB+			NEG
XS1760780731	VAKBN 5.75 23	01/2023	USD	5.367	B2	WR	NEG	B+	STABLE	BB+			NEG
XS1379145656	KCHOL 5.25 23	03/2023	USD	4.309	B1		NEG	B+	STABLE	BB-			STABLE
XS1788516679	YKBNK 5.23	03/2023	USD	5.074	B2		NEG	B+	STABLE	NR			NR
XS176037284	GARAN 5.875 23	03/2023	USD	4.815	B2		NEG	B+	STABLE	NR			NR
US00123CA66	TURKEY 3.25 23	03/2023	USD	4.363	B1		NEG	BB-	STABLE	BB+			STABLE
XS0910932788	ACKAF 5.23	04/2023	USD	4.114	B+		NEG	BB+	STABLE	BB+			NEG
US03938AA414	ACKAF 5.23	04/2023	USD	4.116	B+		NEG	BB+	STABLE	BB+			NEG
XS158638178	TURKSK 5.004 23	04/2023	USD	3.886	B1		NEG	BB-	STABLE	BB+			STABLE
XS1057340009	TURKEY 4.125 23	04/2023	EUR	2.313	B1		NEG	BB-	STABLE	BB+			STABLE
XS1807502668	RGYAST 7.25 23	04/2023	USD	9.434	B2		NEG	BB-	STABLE	BB+			STABLE
XS1691349010	TCZIRA 5.125 23	09/2023	USD	5.556	B2		NEG	B+	STABLE	NR			NR
XS1496463287	EXCRTU 4.375 23	09/2023	USD	5.33	B2	B2	NEG	B+	STABLE	NR			NR
XS1003018018	ISCTR 7.88 23	12/2023	USD	5.329	Caa3		NEG	B+	STABLE	BB+			NEG
US00123CR91	TURKEY 7.25 23	12/2023	USD	4.913	B1		NEG	BB-	STABLE	BB+			STABLE
XS191720911	EXCRTU 8.25 24	01/2024	USD	5.834	B2		NEG	B+	STABLE	BB+			STABLE
US00123CF53	TURKEY 5.75 24	03/2024	USD	4.955	B1		NEG	BB-	STABLE	BB+			STABLE
XS187070528	VAKBN 6.125 24	03/2024	USD	5.679	B2	WR	NEG	B+	STABLE	BB+			STABLE
XS1578203462	ISCTR 6.125 24	04/2024	USD	5.909	B3		NEG	B+	STABLE	BB+			NEG
XS1814962582	EXCRTU 6.125 24	05/2024	USD	5.721	B2	B2	NEG	B+	STABLE	NR			NR
XS1028951264	TURKTI 4.875 24	06/2024	USD	4.697	B1		NEG	BB-	STABLE	BB-			STABLE
XS1634372954	YKBNK 5.88 24	06/2024	USD	5.693	B2		NEG	B+	STABLE	BB-			STABLE
US00123CV04	TURKEY 6.35 24	08/2024	USD	5.119	B1		NEG	BB-	STABLE	BB+			STABLE
XS195931019	QNBFB 6.875 24	08/2024	USD	5.34	B1		NEG	BB-	STABLE	BB+			STABLE
XS1577950402	CCOLAT 4.215 24	09/2024	USD	3.726	B1		NEG	BB-	STABLE	BB+			STABLE
JP579200AEM8	TURKEY 1.05 24	09/2024	JPY	1.023	B1		NEG	B+	STABLE	BB+			STABLE
XS1958498954	YKBNK 8.25 24	10/2024	USD	5.942	B2		NEG	B+	STABLE	NR			NR
US984848AM39	YKBNK 8.25 24	10/2024	USD	5.955	B2		NEG	B+	STABLE	NR			NR
XS1686704948	TURKST 4.8 24	10/2024	USD	4.726	B1		NEG	BB-	STABLE	BB+			STABLE
US00123CW86	TURKEY 5.8 24	11/2024	USD	5.137	B1		NEG	BB-	STABLE	BB+			STABLE
XS1141043296	TURKSK 4.489 24	11/2024	USD	4.279	B1		NEG	BB-	STABLE	BB+			STABLE
XS2100270508	TSKBT1 6.25	01/2025	USD	6.138	B3		NEG	B+	STABLE	BB+			NEG
XS175854923	VAKBN 6.875 25	02/2025	USD	-72.612	WR		NEG	WD	STABLE	BB+			NEG
US00123AW05	TURKEY 7.375 25	02/2025	USD	5.239	B1		NEG	BB-	STABLE	NR			STABLE
XS192569429	TURKTI 6												

Kredi Notları -Türk ve Yurtdışı Devlet ve Özel Sektör Eurotahvilleri

Ulke ve Şirket Görünüm & Notları		Moody's				Fitch				S&P			
ISIN	Ticker	Vade 1	Kur	Getiri (%)	Uzun Dönem YP	Görünüm	Rating	Uzun Dönem YP	Görünüm	Rating	Uzun Dönem YP	Görünüm	
USP16259AB20	BBVASM 6.5 21	03/2021	USD	2.196	Baa2	NEG	BB+						
USY16540BG64	PEMEX 3.5 23	01/2023	USD	3.083	Baa3	NEG	BB+		NEG	BBB+	BBB+	NEG	
USP30179AM09	PELEC 4.875 24	01/2024	USD	2.41	Baa1	NEG	BBB		STABLE	BBB+	BBB+	NEG	
USP16259AK29	BBVASM 4.375 24	04/2024	USD	2.392	A3	NEG	BBB+						
XS1731106347	CEMEX 2.75 24	12/2024	EUR	2.175			BB		STABLE	BB	BB	STABLE	
USP22531JE03	CEMEX 5.7 25	01/2025	USD	5.06			BB		STABLE	BB	BB	STABLE	
USY10878BA89	MEX 3.6 25	01/2025	USD	2.191	A3	NEG	BBB		STABLE	BBB+	BBB+	NEG	
XS0213101073	PEMEX 5.5 25	02/2025	EUR	2.376	Baa3	Baa3	NEG	BB+		NEG	BBB+	BBB+	NEG
XS182425182	PEMEX 3.625 25	11/2025	EUR	2.719	Baa3	Baa3	NEG	BB+		NEG	BBB+	BBB+	NEG
XS1172951508	PEMEX 2.75 27	04/2027	EUR	3.396	Baa3	Baa3	NEG	BB+		NEG	BBB+	BBB+	NEG
XS156888777	PEMEX 4.875 28	02/2028	EUR	3.893	Baa3	Baa3	NEG	BB+		NEG	BBB+	BBB+	NEG
XS1824424706	PEMEX 4.75 29	02/2029	EUR	4.052	Baa3	Baa3	NEG	BB+		NEG	BBB+	BBB+	NEG
USY10860BF46	MEX 4.6 46	01/2046	USD	3.741	A3	A3	NEG	BBB		STABLE	BBB+	BBB+	NEG
XS121829103	MEX 4 2115	03/2115	EUR	3.256	A3	A3	NEG	BBB		STABLE	BBB+	BBB+	NEG
BRAZIL													
US46556MAF95	ITAU 5.65 22	03/2022	USD	3.022	Ba3				STABLE	B+			
US105756AR10	BRAZIL 8.875 24	04/2024	USD	1.885	Ba2	Ba2			STABLE	BB-	BB-	POS	
USP1905CAE05	BRFSBZ 4.75 24	05/2024	USD	3.754	Ba2				STABLE	BB-	BB-	POS	
US105756BV13	BRAZIL 4.25 25	01/2025	USD	2.272	Ba2	Ba2			STABLE	BB-	BB-	POS	
US105756AE07	BRAZIL 10 125 27	05/2027	USD	2.963	Ba2	Ba2			STABLE	BB-	BB-	POS	
US105756BBS8	BRAZIL 8.25 34	01/2034	USD	3.988	Ba2	Ba2			STABLE	BB-	BB-	POS	
UNITED STATES													
USY59468AC51	RILIN 5.4 22	02/2022	USD	2.098	Baa2				STABLE			BBB+	
GT2	T 1.125 22	02/2022	USD	1.061	#N/A Fiel				STABLE	#N/A F		AA+u	
GT3	T 1.375 23	02/2023	USD	1.05	#N/A Fiel				STABLE	#N/A Fiel		AA+u	
USU12763AD75	CEMEX 6 24	04/2024	USD	5.309									
GT5	T 1.125 25	02/2025	USD	1.069	#N/A Fiel				STABLE	#N/A F		AA+u	
GT10	T 1.5 30	02/2030	USD	1.261	#N/A Fiel				STABLE	#N/A Fiel		AA+u	
GT30	T 2 50	02/2050	USD	1.758	#N/A Fiel				STABLE	#N/A Fiel		AA+u	
BRITISH VIRGIN													
US021895AC44	CNPCC 5.95 41	04/2041	USD	2.875	A2				STABLE	A+		A	
SOUTH AFRICA													
US836205AN45	SOAF 5.5 20	03/2020	USD	-5.603	Baa3	Baa3	NEG	BB	NEG	BB	BB	NEG	
XS1113141441	SOAFSK 3.903 20	06/2020	USD	2.041	Baa3				STABLE	BB+			
XS0579851949	ESKOM 5.75 21	01/2021	USD	4.897	Caa1	Caa1	NEG	CCC+	NEG	CCC+	CCC+	STABLE	
XS0809571739	SAFIRA 4 22	07/2022	USD	3.068	Baa3				NEG	BB	BB	NEG	
US836205AQ75	SOAF 4 865 24	01/2024	USD	3.251	Baa3	Baa3	NEG	BB+	NEG	BB	BB	NEG	
XS1187065443	ESKOM 7.125 25	02/2025	USD	6.727	Caa1	Caa1	NEG	CCC+	NEG	CCC+	CCC+	STABLE	
US836205AR58	SOAF 5.875 25	09/2025	USD	3.709	Baa3	Baa3	NEG	BB+	NEG	BB	BB	NEG	
US836205AS32	SOAF 5.375 44	07/2044	USD	5.626	Baa3	Baa3	NEG	BB+	NEG	BB	BB	NEG	
LUXEMBOURG													
USP9808AA83	VOTORA 7.25 41	04/2041	USD	4.761	Ba1				STABLE	BBB-		BBB-	
GEORGIA													
XS0800346362	GRAIL 7.75 22	07/2022	USD	3.044					BB-			DEVELOP	
KAZAKHSTAN													
XS0867478124	HSBKKZ 5.5 22	12/2022	USD	4.914		WR	POS	BB+		POS	BB	BB	
XS1120709669	KAZAKS 3.875 24	10/2024	USD	1.939	Baa3	(P)Baa3	POS	BBB		STABLE	BBB-	BBB-	
XS1263545119	KAZAKS 5.125 25	07/2025	USD	1.99	Baa3	(P)Baa3	POS	BBB		STABLE	BBB-	BBB-	
XS1120709826	KAZAKS 4.875 44	10/2044	USD	3.036	Baa3	(P)Baa3	POS	BBB		STABLE	BBB-	BBB-	
XS1263139856	KAZAKS 6.5 45	07/2045	USD	3.247	Baa3	(P)Baa3	POS	BBB		STABLE	BBB-	BBB-	
NETHERLANDS													
USY1645WAR25	PETBRA 5.375 21	01/2021	USD	2.042	Ba2				STABLE	BB-		BB-	
USY1647NAP42	PETBRA 8.375 21	05/2021	USD	2.036	Ba2				STABLE	BB-		BB-	
USY1647NAF69	PETBRA 4.375 23	05/2023	USD	2.476	Ba2				STABLE	BB-		BB-	
USY1647NAM11	PETBRA 6.25 24	03/2024	USD	2.664	Ba2				STABLE	BB-		BB-	
XS0982711714	PETBRA 4.75 25	01/2025	EUR	1.653	Ba2				STABLE	BB-		BB-	
XS1813724603	TEVA 4.5 25	03/2025	EUR	3.913	Ba2				NEG	BB-u		BB *	
XS1211044075	TEVA 1.875 27	03/2027	EUR	4.018	Ba2				NEG	BB-u		BB *	
XS170823148	FORIN 7.25 27	11/2027	USD	6.653	B2				NEG	B+		BB *	
XS1439749364	TEVA 1.625 28	10/2028	EUR	4.107	Ba2				NEG	BB-u		BB *	
USY1647NAN93	PETBRA 6.85 2115	06/2115	USD	5.644	Ba2				STABLE	BB-		BB-	
INDONESIA													
USY17138AA89	PERTIJ 5.25 21	05/2021	USD	1.617	Baa2				STABLE	BBB		BBB	
ARGENTINA													
USP9808AJBE04	YPFDAR 8.5 25	07/2025	USD	11.994	Caa2 *				CCC			B-	
US040114GL81	ARGENT 8.28 33	12/2033	USD	11.528	Caa2 *				WD			CCC- CCC-	
US040114GK09	ARGENT 3.75 38	12/2038	USD	11.974	Caa2 *				WD			CCC- CCC-	
AZERBAIJAN													
XS1678622090	AZERBJ 2 82 21	09/2021	USD	2.321	Ba2u				STABLE	BB+		BB+	
XS0903465127	SOIAZ 4.75 23	03/2023	USD	2.45	Ba2				STABLE	BB+		BB+	
XS1044505457	AZERBJ 4.75 24	03/2024	USD	2.52	Ba2u				STABLE	BB+		BB+	
XS1319820897	SGCAZE 6.875 26	03/2026	USD	3.085	Ba2				STABLE	BB+		BB+	
XS1196496888	SOIAZ 6.95 30	03/2030	USD	3.782	NR				STABLE	BB+		BB+	
CZECH													
XS181628062	ENGPRO 4.5 24	05/2024	EUR	3.728					BB-			NEG	
IVORY COAST													
USY19329225	IVYCT 5.25 30	03/2030	EUR	4.658	Ba3	Ba3			STABLE	B+		POS	
SENEGAL													
XS1790104530	SENEGL 4.75 28	03/2028	EUR	3.793	Ba3	Ba3			STABLE			B+ B+	
ROMANIA													
XS1313004328	ROMANI 3.875 35	10/2035	EUR	2.253	Baa3	Baa3			STABLE	BBB-		BBB-	
XS1768074319	ROMANI 3.375 38	02/2038	EUR	2.531	Baa3	Baa3			STABLE	BBB-		BBB-	
XS1968708876	ROMANI 4.625 49	04/2049	EUR	3.084	Baa3	Baa3			STABLE	BBB-		BBB-	
Grand Total													

Moody's	S&P	Fitch	Açıklama
---------	-----	-------	----------

Diğer Göstergeler

GOÜ Tahvil Perf.2Y Rates			
Ülke	27/02	26/02	1G Δ
Çek	1.74	1.77	-2%
Cin	2.18	2.19	0%
G. Kore	1.19	1.14	5%
G.Afrika	6.20	6.18	0%
Hindistan	5.54	5.53	0%
Macaristan	0.72	0.73	-1%
Meksika	6.50	6.40	2%
Polonya	1.39	1.42	-2%
Rusya	5.48	5.38	2%
Singapur	1.38	1.46	-6%
Tayland	0.82	0.84	-2%

Türkiye Cross Cur. Swap (USD↔TRY / Rate%)			
Vade	27/02	26/02	1G Δ
1 Yıl	14.83	14.48	0.35
2 Yıl	14.50	14.19	0.31
3 Yıl	14.13	13.85	0.28
4 Yıl	13.84	13.55	0.29
5 Yıl	13.57	13.30	0.27
6 Yıl	13.34	13.08	0.26
7 Yıl	13.11	12.85	0.26
8 Yıl	12.90	12.66	0.24
9 Yıl	12.72	12.46	0.26
10 Yıl	12.53	12.20	0.33

Gelişmiş Ülkeler 2y			
Ülke	2Y Faiz(%)		
	27/02	26/02	Değişim BPS
ABD	1.13	1.20	-7.26
Almanya	-0.71	-0.70	-0.79
İngiltere	0.36	0.38	-2.02
Fransa	-0.67	-0.67	-0.45
İspanya	-0.46	-0.47	0.84
İtalya	-0.17	-0.16	-0.26
Türkiye	11.96	11.79	17.00

GOÜ Eurobond Perf.			
Ülke	27/02	26/02	1G Δ
Arjantin	180	186	-3.4%
Brezilya	1,459	1,477	-1.2%
Çek	100	100	0.0%
Cin	549	548	0.2%
G.Afrika	797	803	-0.8%
Macaristan	372	372	-0.1%
Meksika	813	820	-0.9%
Polonya	701	700	0.1%
Rusya	1,397	1,406	-0.6%
Türkiye	836	847	-1.2%
Ukrayna	1,003	1,013	-1.0%

Cross Currency Swap (5yr)			
Ülke	27/02	26/02	1G Δ
Çin	2.35	2.35	0%
Macaristan	2.98	2.99	-1%
G.Kore	0.41	0.35	19%
Rusya	5.26	5.12	3%
Tayland	0.77	0.75	3%
Türkiye	13.57	13.30	2%

Gelişmiş Ülkeler 10y			
Ülke	10Y Faiz(%)		
	27/02	26/02	Değişim BPS
ABD	1.30	1.36	-5.50
Almanya	-0.51	-0.51	0.71
İngiltere	0.50	0.52	-1.55
Fransa	-0.23	-0.25	1.31
İspanya	0.25	0.21	3.62
İtalya	0.99	0.99	0.56
Türkiye	12.47	12.40	7.00

*JP EM Eurobond Index

5 Yıl Turk CDS'i			
Vade	27/02	26/02	1D Δ
5 Yıl	299.6	299.6	0.0



İletişim Bilgileri

SGMK Yurtiçi Piyasalar

Serhat Devecioğlu
sdevecioglu@isyatirim.com.tr

Evrım Erten Başar
ebasar@isyatirim.com.tr

Burak Seçkin
bseckin@isyatirim.com.tr

Araştırma
Emre Sezan, CFA
esezan@isyatirim.com.tr

Ahmet Toker
atoker@isyatirim.com.tr

Eurotahviller

Cuneyt Akdemir
cakdemir@isyatirim.com.tr

Pinar Ozyuksel
pozyuksel@isyatirim.com.tr

Tolga Murat
tmurat@isyatirim.com.tr

Ali Ardan Ayberk
aayberk@isyatirim.com.tr

[Rapor Terimlerini Açıklayıcı Doküman](#)

<https://www.isyatirim.com.tr/tr-tr/analiz/Savfalar/sqmk.aspx>



Burada yer alan bilgiler İş Yatırım Menkul Değerler A.Ş. tarafından bilgilendirme amacı ile hazırlanmıştır. Yatırım bilgi, yorum ve tavsiyeleri yatırım danışmanlığı kapsamında değildir. Yatırım danışmanlığı hizmeti; aracı kurumlar, portföy yönetim şirketleri, mevduat kabul etmeyen bankalar ile müşteri arasında imzalanacak yatırım danışmanlığı sözleşmesi çerçevesinde sunulmaktadır. Burada yer alan yorum ve tavsiyeler, yorum ve tavsiyede bulunanların kişisel görüşlerine dayanmaktadır. Herhangi bir yatırım aracının alım-satım önerisi ya da getiri vaadi olarak yorumlanmamalıdır. Bu görüşler mali durumunuz ile risk ve getiri tercihlerinize uygun olmayabilir. Bu nedenle, sadece burada yer alan bilgilere dayanarak yatırım kararı verilmesi beklentilerinize uygun sonuçlar doğurmayabilir.

Burada yer alan fiyatlar, veriler ve bilgilerin tam ve doğru olduğu garanti edilemez; içerik, haber verilmeksizin değiştirilebilir. Tüm veriler, İş Yatırım Menkul Değerler A.Ş. tarafından güvenilir olduğuna inanılan kaynaklardan alınmıştır. Bu kaynakların kullanılması nedeni ile ortaya çıkabilecek hatalardan İş Yatırım Menkul Değerler A.Ş. sorumlu değildir.