

Türk Eurotahvilleri

İŞ YATIRIM

Rapor Terimlerini Açıklayıcı Doküman

Tanım	Enstrüman	Kupon	Vade ↓	İhraç Büyüklüğü (mlr)	Alış Fiyatı	Satış Fiyatı	Birikmiş Faiz	Alış Getiri (%)	Satış Getiri (%)	Minimum İşlem Büyüklüğü	Fiyat Performansı		Dur.	Payment Rank
											1A(Δ %)	1Y(Δ %)		
*Vadelerine göre sıralanmıştır.														
XS0848940523	AEFES 3.375 22	3.38	01/11/22	500	99.982	100.802	0.68	3.38	3.07	200,000	0.50	7.75	2.636	Sr Unsecured
XS1747548532	PETKM 5.875 23	5.88	26/01/23	500	100.650	101.436	2.73	5.64	5.36	200,000	1.31	9.97	2.679	Sr Unsecured
XS1379145656	KCHOL 5.25 23	5.25	15/03/23	750	102.788	103.583	1.72	4.30	4.04	200,000	1.25	9.18	2.651	Sr Unsecured
US03938HAA14	ACKAF 5 23	5.00	03/04/23	500	102.294	103.062	1.39	4.23	3.98	200,000	0.81	12.51	2.921	Sr Unsecured
XS0910932788	ACKAF 5 23	5.00	03/04/23	500	102.140	102.917	1.39	4.28	4.03	200,000	0.65	12.23	2.920	Sr Unsecured
XS1807502668	RGYAST 7.25 23	7.25	26/04/23	300	91.211	92.363	1.55	10.46	10.02	200,000	0.61	7.51	2.778	Sr Unsecured
XS1028951264	TURKTI 4.875 24	4.88	19/06/24	500	100.171	100.930	0.33	4.83	4.64	200,000	0.86	15.76	3.936	Sr Unsecured
XS1577950402	CCOLAT 4.215 24	7.50	19/09/24	500	101.874	102.667	1.33	3.77	3.59	200,000	0.95	8.54	3.970	Sr Unsecured
XS1686704948	TUPRST 4.5 24	4.50	18/10/24	700	97.944	98.814	1.06	4.99	4.78	200,000	1.54	11.93	4.190	Sr Unsecured
XS1955059420	TURKTI 6.875 25	6.88	28/02/25	500	107.500	108.260	2.58	5.19	5.03	200,000	1.07		4.227	Sr Unsecured
XS1961766596	KCHOL 6.5 25	6.50	11/03/25	750	105.945	106.791	2.20	5.17	4.99	200,000	1.30		4.115	Sr Unsecured
XS1298711729	TCELLT 5.75 25	5.75	15/10/25	500	103.260	103.936	1.41	5.09	4.96	200,000	1.55	12.64	4.812	Sr Unsecured
XS1961010987	SİSETI 6.95 26	6.95	14/03/26	700	106.588	107.400	2.30	5.67	5.52	200,000	1.68		4.754	Sr Unsecured
XS1803215869	TCELLT 5.8 28	5.80	11/04/28	500	100.614	101.463	1.48	5.70	5.58	200,000	1.96	16.60	6.249	Sr Unsecured

EUR Cinsinden

Devlet Eurotahvilleri

XS0603454166	TURKEY 5.125 20	5.13	18/05/20	2,000	101.490	101.785	3.36	0.86	0.06	50,000	-0.42	-1.25	0.344	Sr Unsecured
XS0993155398	TURKEY 4.35 21	4.35	12/11/21	1,250	105.625	106.045	0.74	1.24	1.01	100,000	0.30	3.46	1.770	Sr Unsecured
US900123CE88	TURKEY 4.35 21	4.35	12/11/21	1,250	104.752	104.987	0.74	1.70	1.57	100,000	0.18	2.87	1.761	Sr Unsecured
XS1057340009	TURKEY 4.125 23	4.13	11/04/23	1,000	105.804	106.530	3.12	2.25	2.03	100,000	0.38	6.64	2.958	Sr Unsecured
XS1843443356	TURKEY 4.625 25	4.63	31/03/25	1,250	106.250	107.000	3.64	3.30	3.15	100,000	1.01		4.470	Sr Unsecured
XS1629918415	TURKEY 3.25 25	3.25	14/06/25	1,000	100.085	100.660	1.89	3.23	3.11	100,000	1.54	10.42	4.814	Sr Unsecured
US900123CN87	TURKEY 3.25 25	3.25	14/06/25	1,000	99.254	99.586	1.89	3.40	3.33	1,000,000	1.32	9.48	4.802	Sr Unsecured
XS1909184753	TURKEY 5.2 26	5.20	16/02/26	1,500	108.757	109.201	4.72	3.58	3.50	100,000	1.37	10.52	5.011	Sr Unsecured

Özel Sektör Eurotahvilleri

Finansal Kuruluşlar

XS1403416222	VAKBN 2.375 21	2.38	04/05/21	500	101.004	101.502	1.65	1.59	1.21	100,000	0.24	5.21	1.265	Secured
--------------	----------------	------	----------	-----	---------	---------	------	------	------	---------	------	------	-------	---------

Finans Dışı

XS1109959467	ACKAF 3.875 21	3.88	16/09/21	350	103.997	104.990	1.26	1.45	0.87	100,000	0.07	4.75	1.620	Sr Unsecured
--------------	----------------	------	----------	-----	---------	---------	------	------	------	---------	------	------	-------	--------------

Yen Cinsinden

Devlet Eurotahvilleri

JP579200EHQ4	TURKEY 1.81 20	1.81	07/12/20	3,000	0.000	0.000	0.23	0.00	0.00	1,000,000,000			1.357	Sr Unsecured
JP579200DQH6	TURKEY 1.81 20	1.81	07/12/20	700	100.808	100.856	0.19	0.90	0.85	700,000,000	-0.17	-1.50	0.887	Sr Unsecured
JP579200KHQ1	TURKEY 1.81 20	1.81	07/12/20	3,700	100.882	100.925	0.19	0.82	0.77	3,700,000,000	-0.18	-1.59	0.888	Sr Unsecured
JP579200BHQ0	TURKEY 1.81 20	1.81	07/12/20	2,000	100.859	100.902	0.19	0.84	0.80	200,000,000	-0.17	-1.55	0.888	Sr Unsecured
JP579200CHQ8	TURKEY 1.81 20	1.81	07/12/20	1,000	100.824	100.872	0.19	0.88	0.83	500,000,000	-0.17	-1.52	0.887	Sr Unsecured
JP579200GHQ9	TURKEY 1.81 20	1.81	07/12/20	3,600	100.883	100.928	0.19	0.82	0.77	1,800,000,000	-0.18	-1.58	0.888	Sr Unsecured
JP579200FHQ1	TURKEY 1.81 20	1.81	07/12/20	2,400	100.868	100.915	0.19	0.83	0.78	1,200,000,000	-0.17	-1.56	0.888	Sr Unsecured
JP579200JHQ3	TURKEY 1.81 20	1.81	07/12/20	3,600	0.000	0.000	0.23	0.00	0.00	3,600,000,000			1.357	Sr Unsecured
JP579200ABF8	TURKEY 1.87 21	1.87	18/03/21	180,000	0.000	0.000	0.65	0.00	0.00	100,000,000			1.627	Sr Unsecured
JP579200ACF6	TURKEY 1.47 22	1.47	15/03/22	90,000	0.000	0.000	0.52	0.00	0.00	100,000,000			2.591	Sr Unsecured
JP579200AEM8	TURKEY 1.05 24	1.05	25/09/24	100,000	99.501	99.501	0.32	1.16	1.16	100,000,000			0.000	Sr Unsecured

Devlet İç Borçlanma Senetleri

İŞ YATIRIM



Rapor Terimleri

Tanım	Kpn%	Vade Tarihi ↓	İhraç Tarihi	Vadeye kalan (ay/yıl)	İhrac (mn TL)	Hacim (mnTL)			Son İşlem Tarihi	Son Temiz Fiyat	Birikmiş Faiz	Basit Faiz (%)	Bileşik Faiz (%)	Faiz Değ.(Δbp)			3ay Bant				Dur.	Konv.	PVBP * 100
						1G	1H	3A St.dev						1G	1H	3A	Min(%)	Mak(%)	Ort(%)	Z-skor			
İskontolu Tahviller																							
TRT150120T32		15/01/20	16/01/19	0 m	5.147	3.0	21.9	2.43	08/01/20	99.793		10.80	11.39		-268	10.04	18.80	14.12	-1.12	0.02	0.00	0.02	
TRT130520T14		13/05/20	15/05/19	4 m	9.133	38.6	84.9	2.14	08/01/20	96.513		10.55	10.92	1	-295	10.53	17.60	13.34	-1.13	0.32	0.00	0.32	
TRT100620T16		10/06/20	12/06/19	5 m	7.096	12.0	197.0	2.16	08/01/20	95.746		10.60	10.93	-2	-261	10.59	17.14	13.32	-1.10	0.40	0.00	0.38	
TRT160920T25		16/09/20	10/07/19	8 m	16.747	17.2	256.6	1.90	08/01/20	92.962		11.01	11.20	-14		11.08	17.22	13.47	-1.19	0.65	0.01	0.59	
TRT071020T23		07/10/20	18/09/19	9 m	6.588	41.1	431.2	1.14	08/01/20	92.265		11.25	11.41	0		10.98	16.53	12.32	-0.80	0.71	0.01	0.64	

Sabit Kuponlu Tahviller																							
TRT150120T16	5.25	15/01/20	27/01/10	0 m	11.626	154.4	254.6	1.99	08/01/20	99.998	5.08	10.14	10.66	-60	-291	10.54	18.25	12.96	-1.16	0.02	0.00	0.02	
TRT050220T17	3.7	05/02/20	11/02/15	1 m	13.444	0.0	452.0	2.22	08/01/20	99.729	3.15	10.65	11.19	-15	-210	10.56	17.71	13.36	-0.98	0.07	0.00	0.08	
TRT080720T19	4.7	08/07/20	15/07/15	6 m	17.092	61.2	574.4	2.06	08/01/20	99.500	0.03	10.48	10.76	-26	-301	10.70	17.20	13.26	-1.22	0.47	0.00	0.47	
TRT120820T12	11.5	12/08/20	15/08/18	7 m	19.577	5.2	29.0	2.12	07/01/20	106.800	9.29	10.88	11.18	-5	50	-237	10.68	18.28	14.22	-1.44	0.52	0.01	0.60
TRT170221T12	5.35	17/02/21	24/02/16	14 m	15.689	40.9	797.0	1.64	08/01/20	99.525	4.14	11.14	11.45	-7	-304	11.21	16.39	13.18	-1.05	0.98	0.01	1.02	
TRT210421T14	10.45	21/04/21	24/04/19	16 m	19.928	61.3	422.5	1.68	08/01/20	111.150	4.48	11.28	11.60	-15	-240	11.31	17.09	13.41	-1.08	1.09	0.02	1.27	
TRT220921T18	4.6	22/09/21	28/09/16	21 m	15.392	30.8	415.3	1.60	08/01/20	96.775	2.68	11.31	11.63	7	-286	11.40	16.37	13.19	-0.98	1.49	0.03	1.49	
TRT201021T25	6.9	20/10/21	23/10/19	22 m	3.694	11.7	222.4	0.64	08/01/20	103.700	2.96	11.42	11.75	-4		11.68	14.47	12.28	-0.83	1.51	0.03	1.62	
TRT120122T17	4.75	12/01/22	25/01/12	24 m	10.586	74.8	86.3	1.67	08/01/20	96.325	4.59	11.59	11.93	-20	-242	11.64	16.90	13.92	-1.19	1.69	0.04	1.71	
TRT020322T17	5.5	02/03/22	08/03/17	26 m	16.836	9.3	209.7	1.63	08/01/20	99.000	3.84	11.52	11.85	-9	-276	11.67	17.01	14.06	-1.36	1.79	0.04	1.85	
TRT170822T15	5.35	17/08/22	23/08/17	32 m	15.300	4.6	116.5	1.98	08/01/20	98.250	4.14	11.48	11.81	-2	-263	11.74	18.49	14.41	-1.31	2.13	0.06	2.18	
TRT140922T17	4.25	14/09/22	26/09/12	33 m	10.771	91.2	455.8	1.69	08/01/20	93.400	2.64	11.41	11.74	-6	-290	11.02	17.00	13.32	-0.94	2.26	0.07	2.17	
TRT180123T10	6.1	18/01/23	24/01/18	37 m	14.524	200.8	1,050.6	1.50	08/01/20	101.400	5.66	11.63	11.97	-2	-282	11.52	16.65	13.39	-0.94	2.35	0.07	2.52	
TRT080323T10	3.55	08/03/23	20/03/13	38 m	16.985	34.4	248.8	1.69	08/01/20	88.250	2.34	11.63	11.97	3	-263	11.61	17.43	13.95	-1.17	2.65	0.09	2.40	
TRT140623T19	8.1	14/06/23	20/06/18	42 m	10.660	36.8	83.3	1.85	08/01/20	112.400	0.98	11.69	12.03	-17	-287	11.56	18.02	14.48	-1.33	2.63	0.09	2.99	
TRT270923T11	4.4	27/09/23	09/10/13	45 m	12.935	24.4	202.5	1.67	08/01/20	91.600	2.39	11.63	11.97	-18	-264	11.62	17.13	14.12	-1.29	2.98	0.11	2.80	
TRT181023T19	10.05	18/10/23	24/10/18	46 m	2.601	34.3	83.5	2.29	08/01/20	125.000	4.31	11.71	12.05	-27	-286	11.57	21.87	14.81	-1.21	2.68	0.10	3.47	
TRT200324T13	5.2	20/03/24	02/04/14	51 m	7.586	9.4	30.2	1.74	08/01/20	96.000	3.03	11.62	11.96	-26	-237	11.62	17.33	13.81	-1.06	3.21	0.13	3.19	
TRT240724T15	4.5	24/07/24	06/08/14	55 m	12.673	143.8	675.8	1.32	08/01/20	90.450	4.01	11.76	12.11	1	-234	11.99	16.32	13.39	-0.96	3.43	0.15	3.24	
TRT120325T12	4	12/03/25	25/03/15	63 m	18.868	14.0	107.8	1.58	08/01/20	85.085	2.48	11.93	12.29	4	-200	12.05	17.18	14.02	-1.09	3.92	0.20	3.43	
TRT110226T13	5.3	11/02/26	24/02/16	74 m	20.447	510.7	1,903.0	1.25	08/01/20	95.000	4.11	11.76	12.11	-10	-234	12.08	16.31	13.39	-1.03	4.17	0.23	4.14	
TRT240227T17	5.5	24/02/27	08/03/17	87 m	16.108	106.1	440.2	1.36	08/01/20	95.900	3.84	11.86	12.21	-7	-213	12.19	17.12	13.67	-1.07	4.62	0.29	4.61	
TRT110827T16	5.25	11/08/27	23/08/17	92 m	18.789	96.7	585.5	1.29	08/01/20	93.600	4.07	11.79	12.14	-9	-228	12.11	16.46	13.50	-1.05	4.83	0.32	4.74	
TRT080328T15	6.2	08/03/28	21/03/18	99 m	10.587	18.2	192.4	1.45	08/01/20	103.200		11.77	12.12	-16	-251	12.12	17.00	13.85	-1.19				

Değişken Faizli Tahviller																						
TRT110320T18	10.51	11/03/20	20/03/13	2 m	15.199	108.5	167.5		06/01/20	101.640	6.81									0.23	0.00	0.19
TRT111120T18	9.31	11/11/20	20/11/13	10 m	14.612	0.5	3.1	1.03	31/12/19	103.000	2.71					9.41	11.87	10.33		0.42	0.00	0.37
TRT190521T17	10.45	19/05/21	28/05/14	17 m	12.869	3.1	14.7	1.11	31/12/19	102.000	2.04					9.22	11.86	10.55		0.48	0.01	0.38
TRT200422T14	10.29	20/04/22	29/04/15	28 m	12.604	56.7	485.8		06/01/20	102.600	4.30									0.45	0.01	0.30
TRT050624T19	10.45	05/06/24	14/06/17	54 m	12.739	1.0	5.0		31/12/19	100.600	1.05									0.65	0.01	0.42
TRT020725T10	10.79	02/07/25	11/07/18	67 m	2.833	0.6	0.7		31/12/19	100.000	10.00									0.40	0.01	0.02
TRT060825T15	10.82	06/08/25	15/08/18	68 m	18.085	211.1	747.0		06/01/20	101.200	8.68									0.48	0.02	0.11

TÜFE'ye Endeksli Tahviller																						
TRT010420T19	2.0	01/04/20	14/04/10	3 m	7.736	3.8	13.8	1.30	08/01/20	100.250	1.09	2.89	2.92	62		0.21	6.22	3.23	-0.24	0.23	0.00	0.28

Devlet İç Borçlanma Senetleri

İŞ YATIRIM



Rapor Terimleri

Tanım	Kpn%	Vade Tarihi ↑	İhraç Tarihi	Vadeye kalan (ay/yıl)	İhrac (mn TL)	Hacim (mnTL)			Son İşlem Tarihi	Son Temiz Fiyat	Birikmiş Faiz	Basit Faiz (%)	Bileşik Faiz (%)	Faiz Değ.(Δbp)			3ay Bant				Dur.	Konv.	PVBP * 100
						1G	1H	3A St.dev						1G	1H	3A	Min(%)	Mak(%)	Ort(%)	Z-skor			
TRT060121T16	1.5	06/01/21	19/01/11	12 m	7.509	7.3	14.5	0.60	31/12/19	100.000	1.45	3.00	3.02	34		2.22	4.90	2.99	0.05	1.13	0.02	1.19	
TRT210721T11	1.5	21/07/21	03/08/11	19 m	9.304	383.6	1,103.4	0.67	31/12/19	100.386	1.34	2.74	2.76	-3	-73	2.06	4.40	3.06	-0.44	1.62	0.04	1.72	
TRT230222T13	1.5	23/02/22	07/03/12	26 m	9.800	5.5	19.2	0.57	08/01/20	100.000	1.10	3.00	3.02	15	-67	2.32	4.76	3.12	-0.18	2.09	0.06	2.22	
TRT261022T10	1.0	26/10/22	07/11/12	34 m	10.355	1.0	101.6	0.56	31/12/19	97.400	0.35	2.96	2.98	5		2.09	4.55	2.94	0.07	2.71	0.10	2.80	
TRT030523T13	0.5	03/05/23	15/05/13	40 m	9.152	0.9	53.8	0.53	31/12/19	93.500	0.16	3.06	3.08			1.77	4.36	2.78	0.56				
TRT020823T11	1.5	02/08/23	14/08/13	43 m	8.477	20.0	166.1	0.42	31/12/19	100.000	1.22	3.00	3.02	6	-63	2.54	4.42	3.15	-0.30	3.28	0.14	3.34	
TRT081123T10	1.4	08/11/23	20/11/13	47 m	8.497	16.5	37.8	0.63	31/12/19	98.830	0.38	3.12	3.14	10	10	2.09	4.24	3.07	0.11	3.53	0.16	3.51	
TRT100124T17	2.1	10/01/24	16/01/19	49 m	13.041	2.9	7.3	0.44	31/12/19	104.600	1.95	2.98	3.00	-1		3.00	4.14	3.61	-1.39	3.54	0.16	2.12	
TRT080524T17	1.2	08/05/24	21/05/14	53 m	5.745	1.8	7.5	0.58	31/12/19	97.000	0.33	3.14	3.16	-32		1.74	4.27	2.82	0.58	3.95	0.19	3.69	
TRT050624T35	2.1	05/06/24	12/06/19	54 m	9.221	2.3	123.8	0.47	31/12/19	104.500	0.25	3.01	3.03	2	35	-76	2.68	4.05	3.43	-0.83	3.91	0.19	2.29
TRT180924T11	1.0	18/09/24	01/10/14	57 m	8.054	2.6	12.7	0.59	31/12/19	95.400	0.54	3.05	3.07	5		2.01	4.44	2.96	0.18	4.26	0.22	3.81	
TRT160425T17	1.0	16/04/25	29/04/15	64 m	8.822	0.8	6.2	0.54	31/12/19	94.801	0.39	3.07	3.09	-9		2.37	4.44	3.02	0.14	4.73	0.27	4.07	
TRT140126T11	1.4	14/01/26	27/01/16	73 m	11.401	0.8	3.3	0.43	31/12/19	98.000	1.20	3.06	3.08	-25		2.41	4.23	2.90	0.42	5.19	0.33	4.40	
TRT070727T13	1.5	07/07/27	19/07/17	91 m	6.581	7.0	8.5	0.54	31/12/19	98.650	1.35	3.10	3.12			2.79	4.60	3.56	-0.81	6.19	0.47	4.65	
TRT120128T11	1.5	12/01/28	24/01/18	98 m	7.585	0.7	4.1	0.93	31/12/19	98.000		3.18	3.21	17		2.91	5.93	3.76	-0.59				
TRT280628T18	1.7	28/06/28	11/07/18	103 m	6.244	1.3	3.4	0.47	31/12/19	100.750	1.60	3.20	3.23	11		3.12	4.21	3.75	-1.10				

Kamu Kira Sertifikası

TRD120220T16	6.36	12/02/20	14/02/18	1 m	1.876	6.4	84.9	1.69	08/01/20	100.300	5.17	9.13	9.52	-115	-207	9.18	14.68	11.49	-1.16	0.09	0.00	0.10
TRD230920T24	12.2	23/09/20	26/09/18	9 m	1.700	1.2	13.0	2.18	08/01/20	109.750	7.11	9.78	10.02	-49		9.01	16.99	12.11	-0.96	0.63	0.01	0.74
TRD181120T19	8.95	18/11/20	21/11/18	10 m	3.241	0.1	14.2	3.58	08/01/20	106.500	2.46	9.83	10.07	-34	-364	9.92	20.46	14.66	-1.28	0.78	0.01	0.85
TRD100221T17	8.8	10/02/21	13/02/19	13 m	1.479	1.0	16.1	2.78	08/01/20	107.500	7.16	10.16	10.42	8	-236	9.58	19.74	13.73	-1.19	0.93	0.01	1.07
TRD160621T17	10.55	16/06/21	19/06/19	17 m	1.606	1.8	16.8	2.27	08/01/20	114.250	1.22	10.21	10.47	17	-253	9.89	18.53	13.72	-1.43	1.25	0.02	1.45
TRD140721T18	4.7	14/07/21	20/07/16	18 m	0.908	0.0	11.3	2.41	08/01/20	98.750	4.55	10.31	10.58	28	-273	9.62	17.98	13.03	-1.01	1.32	0.02	1.37
TRD180821T13									08/01/20													
TRD100822T10	5.38	10/08/22	16/08/17	31 m	1.184	1.1	7.7	3.21	08/01/20	101.000	4.37	10.30	10.57	0		10.00	20.42	14.90	-1.35	2.12	0.06	2.24

Özel Sektör Tahvilleri (TL)

İŞ YATIRIM



[Rapor Terimleri](#)

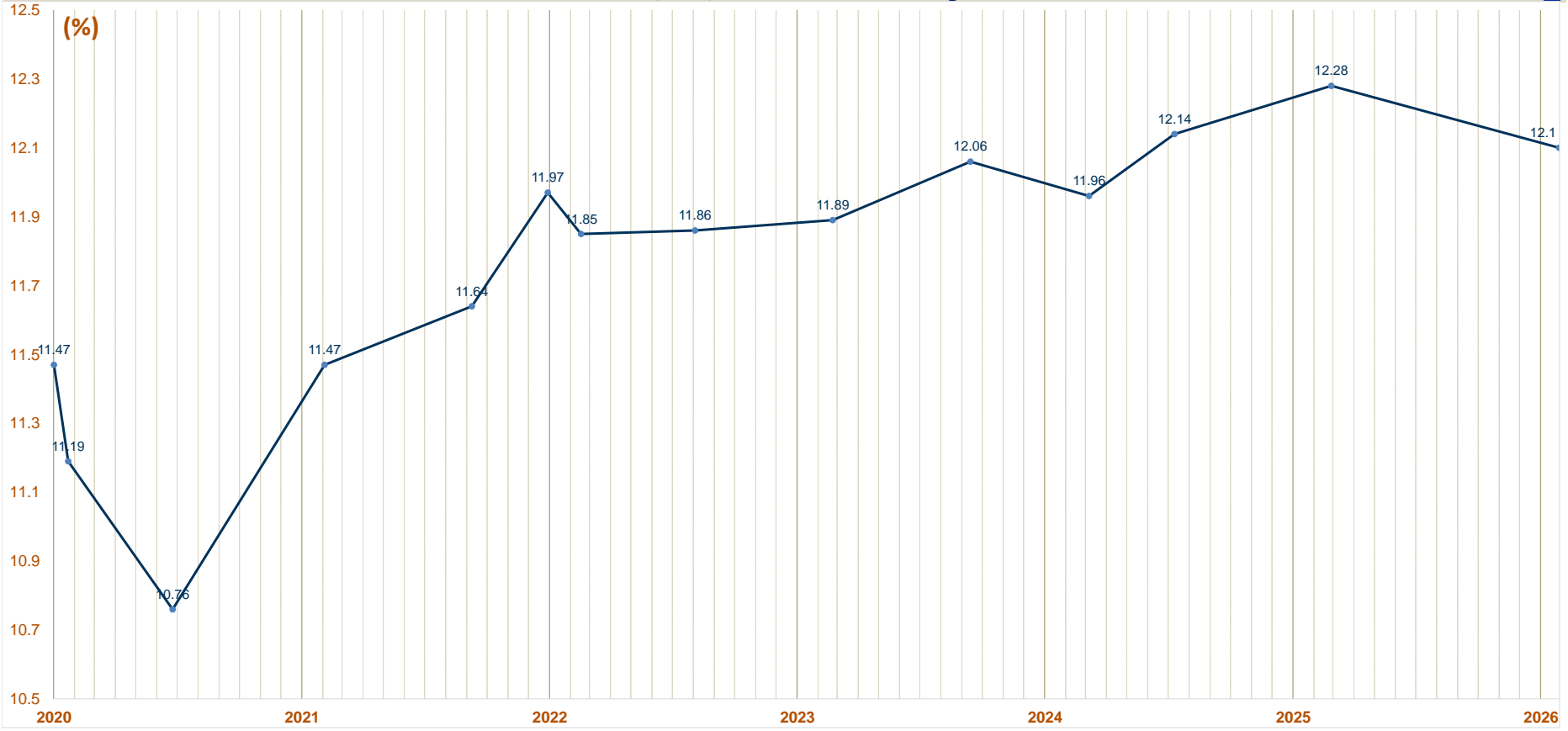
Kodu	Enstrüman	Kpn	Vade ↑	İhraç T.	Çıkış Spread	Alış Fiyatı	Bir son. kupon t.	Toplam İhrac	Son İşlem Tarihi	Temiz Fiyat	Birikmiş Faiz	Getiri (%)	Faiz Δ Son İki İşgünü			Fiyat Değ.			Hacim Ort.		Spread Bilgisi (bps)				Dur.	Konv.	PVBP * 100
													1G(Δ)	1H(Δ)	3A(Δ)	1G(Δ)	1H(Δ)	3A(Δ)	1H	3A	Son	3A Min.	3A Maks.	3A Ort.			

Banka Bonoları (Kot içi kuponlu)

Finansman Bonoları

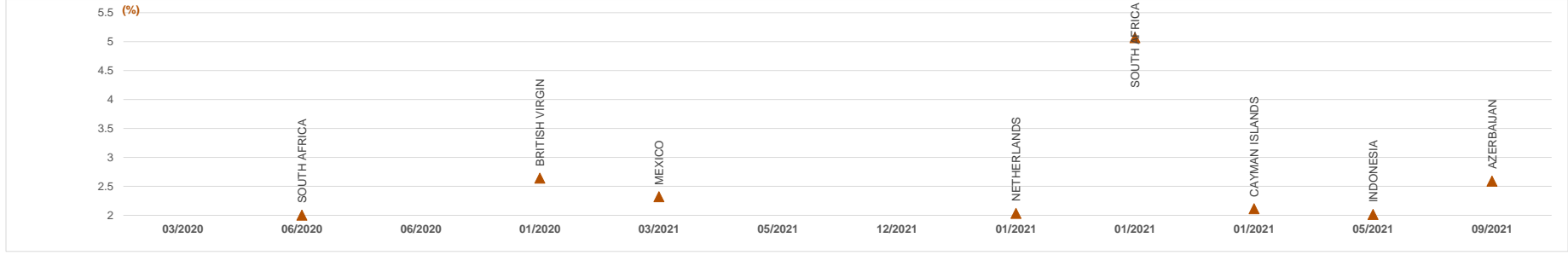
Devlet İ Borlanma Senetleri Verim Eđrisi

İŐ YATIRIM

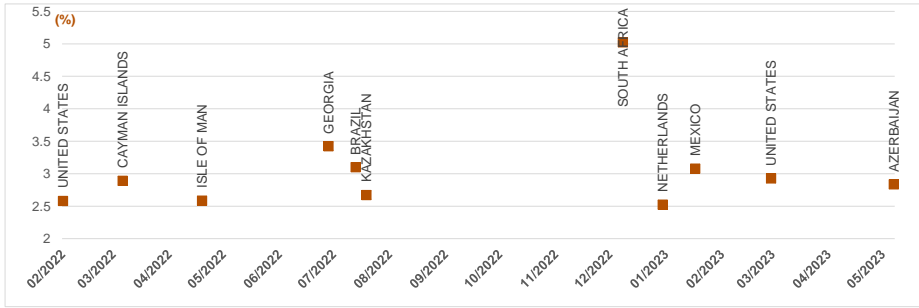


Yurtdışı Devlet ve Özel Sektör Eurotahvilleri

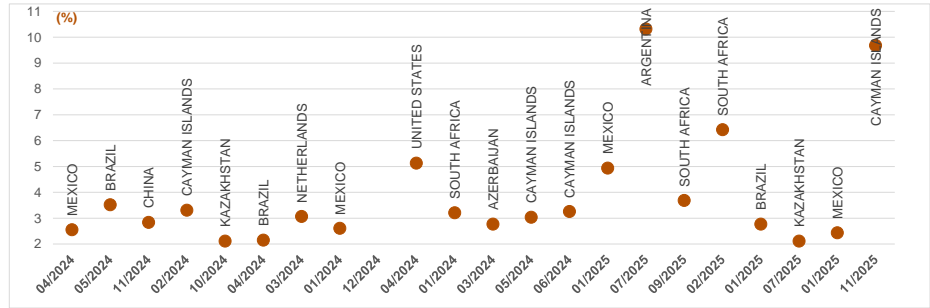
2020-2021 Yılları Eurobond



2022-2023 Yılları Eurobond



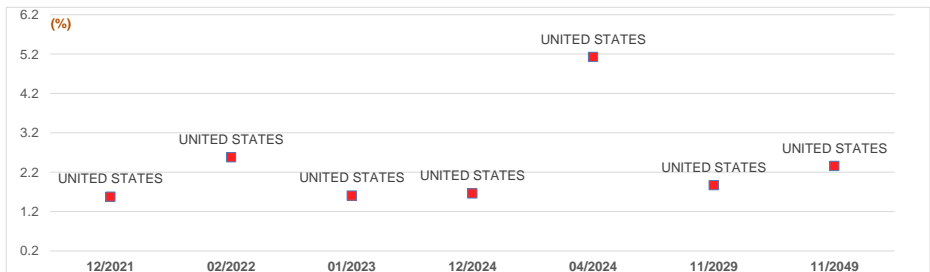
2024-2025 Yılları Eurobond



2026-2027 Yılları Eurobond



ABD Tahvilleri



Kredi Notları -Türk ve Yurtdışı Devlet ve Özel Sektör Eurotahvilleri

İŞ YATIRIM

Rapor Terimlerin Açıklayıcı Dokümanı

Ulke ve Şirket Görünüm & Notları		Moody's		Fitch		S&P							
ISIN	Ticker	Vade 1	Kur	Getiri (%)	Rating	Uzun Dönem YP	Görünüm	Rating	Uzun Dönem YP	Görünüm	Rating	Uzun Dönem YP	Görünüm
TURKEY													
XS08484088	YKBNK 4 20	01/2020	USD	-4.161	B2			NEG	B+				NR
XS111101314	AKBNK 4 20	01/2020	USD	-3.234	B2			NEG	B+				NEG
XS0882347072	HALKBK 3.875 20	02/2020	USD	0.128	B3u			NEG	B+ -				STABLE
XS121933752	TSKBTT 5 20	04/2020	USD	0.98	B3			NEG	B+				STABLE
US49898AA79	KHCHOL 3.5 20	04/2020	USD	1.782	B1			NEG	B+				BB-
XS0922615819	KHCHOL 3.5 20	04/2020	USD	1.596	B1			NEG	B+				BB-
XS1121458074	ISCTR 5 20	04/2020	USD	1.716	B3			NEG	B+				STABLE
XS1132450427	YASARH 8.875 20	05/2020	USD	38.961	WR			NEG	B-				NEG
US0016AA488	SISRTI 4 25	05/2020	USD	1.674	B1			NEG	BB				NR
XS0927634807	SISET 1 25	05/2020	USD	1.65	B1			NEG	BB				NR
XS0503454166	TURKEY 5.125 20	05/2020	EUR	0.058	B1	B1		NEG	BB				STABLE
US00123AX87	TURKEY 7 20	06/2020	USD	1.933	B1	B1		NEG	BB				STABLE
XS0951988070	MERSIN 5.875 20	08/2020	USD	-95.229	WR			NEG	BB				BB-
JP579200C08	TURKEY 1.81 20	12/2020	JPY	0.529	B1			NEG	BB				B+
JP579200EHQ4	TURKEY 1.81 20	12/2020	JPY	0.794	B1			NEG	BB				STABLE
JP579200BHQ0	TURKEY 1.81 20	12/2020	JPY	0.796	B1			NEG	BB				B+
JP579200DHQ6	TURKEY 1.81 20	12/2020	JPY	0.947	B1			NEG	BB				B+
JP579200GHQ9	TURKEY 1.81 20	12/2020	JPY	0.998	B1			NEG	BB				STABLE
JP579200FHQ1	TURKEY 1.81 20	12/2020	JPY	0.781	B1			NEG	BB				B+
JP579200JHQ3	TURKEY 1.81 20	12/2020	JPY	0.795	B1			NEG	BB				STABLE
JP579200AHQ2	TURKEY 1.81 20	12/2020	JPY	0.867	B1			NEG	BB				B+
JP579200KHQ1	TURKEY 1.81 20	12/2020	JPY	0.77	B1			NEG	BB				B+
XS1345632811	EXCRTU 5.375 21	02/2021	USD	3.325	B2	B2		NEG	B+				STABLE
XS1188073081	HALKBK 4.75 21	02/2021	USD	6.359	B3u			NEG	B+ -				STABLE
JP579200ABF8	TURKEY 1.81 21	03/2021	JPY	0.503	B1			NEG	WD				B+
US001228B29	TURKEY 5.875 21	03/2021	USD	0.851	B1	B1		NEG	BB				STABLE
USM89317AA71	GARAN 6.25 21	04/2021	USD	3.292	B2			NEG	B+				NR
XS1223394914	TCZIRA 4.75 21	04/2021	USD	3.653	B2			NEG	B+				NR
XS1403146222	VAKBN 2.375 21	05/2021	EUR	1.214	Baa2	WR		NEG	B+				NEG
XS1412391172	TSKBTT 4.875 21	05/2021	USD	3.791	B2			NEG	B+				STABLE
XS1303467077	TURKSK 4.25 21	06/2021	USD	3.454	B1			NEG	BB				STABLE
XS1079627211	ISCTR 5 21	06/2021	USD	3.787	B3			NEG	B+				NEG
XS1439838548	HALKBK 5 21	07/2021	USD	6.443	B3u			NEG	B+ -				B+
XS110959467	ACKAF 3.875 21	11/2021	EUR	0.673	B1			NEG	BB+				NEG
XS1028943089	EXCRTU 5 21	09/2021	USD	3.513	B2	B2		NEG	B+				NR
XS1390320981	ISCTR 5.375 21	10/2021	USD	4.148	B3			NEG	B+				B+
US00151AAH41	ISCTR 5.375 21	10/2021	USD	4.191	B3			NEG	B+				B+
XS1508146911	VAKBN 5.875 21	11/2021	USD	4.402	B2	WR		NEG	B+				NEG
XS1505149325	KFINCK 5.136 21	11/2021	USD	3.752	B3			NEG	B+				NEG
US0993155398	TURKEY 4.35 21	11/2021	EUR	1.014	B1	B1		NEG	BB				B+
US00123CE88	HALKBK 4.35 21	11/2021	EUR	1.574	B1	B1		NEG	BB				STABLE
XS1132625989	QIYNO 5.125 21	11/2021	USD	9.007	B2 -			NEG	B+ -				STABLE
XS1816193373	TURKSK 5.8 22	02/2022	USD	3.817	B1			NEG	BB				NEG
XS1571399754	YKBNK 5.75 22	02/2022	USD	4.581	B2			NEG	B+				NR
JP579200ACF6	TURKEY 1.47 22	03/2022	JPY	0.546	NR	B1		NEG	BB				STABLE
US001238Y51	TURKEY 5.125 22	03/2022	USD	3.647	B1	B1		NEG	BB				STABLE
XS159030080	ISCTR 5.125 22	03/2022	USD	4.677	B3			NEG	B+				NEG
XS1605397394	TCZIRA 5.125 22	05/2022	USD	4.862	B2			NEG	B+				NR
XS1613091500	QNBFB 4.875 22	05/2022	USD	4.242	B1			NEG	B+				STABLE
XS162626379	VAKBN 5.625 22	05/2022	USD	5.051	B2	WR		NEG	B+				B+
US08311AF08	GARAN 5.25 22	05/2022	USD	3.113	B2			NEG	B+				NR
XS1684378208	EXCRTU 4.25 22	09/2022	USD	4.516	B2	B2		NEG	B+				NR
US00123BZ27	TURKEY 6.25 22	09/2022	USD	4.15	B1	B1		NEG	BB				B+
XS0847042024	ISCTR 6 22	10/2022	USD	5.561	Caa2			NEG	B				STABLE
US03767AK49	AKBNK 5.125 22	10/2022	USD	3.955	B2			NEG	B+				B+
XS0848490523	AEFES 3.375 22	11/2022	USD	3.074	B1			NEG	B+				BB-
US032523AA09	AEFES 3.375 22	11/2022	USD	3.101	B1			NEG	B+				BB-
XS0849728190	VAKBN 5 22	11/2022	USD	5.872	Caa3	WR		NEG	B				B+
XS0851974440	YKBNK 5.5 22	12/2022	USD	4.872	B2			NEG	B+				NR
XS1750996206	TSKBTI 5.5 23	01/2023	USD	5.345	B3			NEG	B+				STABLE
XS1711581337	FCFIN 6 23	01/2023	USD	6.334	B3			NEG	B+				NEG
XS1747548532	PETKM 5.875 23	01/2023	USD	5.556	B2			NEG	B				STABLE
XS1760780731	VAKBN 5.75 23	01/2023	USD	5.534	B2	WR		NEG	B+				B+
XS1379145656	KHCHOL 5.25 23	03/2023	USD	4.036	B1			NEG	B+				BB-
XS1576037284	GARAN 5.875 23	03/2023	USD	4.527	B2			NEG	B+				STABLE
XS1788516679	YKBNK 5.123	03/2023	USD	5.287	B2			NEG	B+				NR
US00123CA86	TURKEY 3.25 23	04/2023	USD	4.324	B1	B1		NEG	BB+				B+
US0388AA14	ACKAF 5 23	04/2023	USD	3.979	B1			NEG	BB+				B+
XS091932788	ACKAF 5 23	04/2023	USD	4.026	B1			NEG	BB+				NEG
XS1586385178	TURKSK 5.004 23	04/2023	USD	4.384	B1			NEG	BB				STABLE
XS1057340008	TURKEY 4.125 23	03/2023	EUR	2.027	B1	B1		NEG	BB				B+
XS1907502668	REYASTI 7 23	04/2023	USD	10.03	B2			NEG	BB				STABLE
XS1891349010	TCZIRA 5.125 23	09/2023	USD	5.304	B2			NEG	B+				NR
XS1496463297	EXCRTU 5.375 23	10/2023	USD	5.11	B2	B2		NEG	B+				NR
XS1003016018	ISCTR 7 85 23	12/2023	USD	5.992	Caa3			NEG	B				B+
US00123CR91	TURKEY 7 85 23	12/2023	USD	4.761	B1	B1		NEG	B+				STABLE
XS191720911	EXCRTU 8.25 24	01/2024	USD	5.511	B2	B2		NEG	B+				NR
US00123CF53	TURKEY 5.75 24	03/2024	USD	4.822	B1	B1		NEG	BB				B+
XS1970705528	VAKBN 8.125 24	03/2024	USD	6.021	B2	WR		NEG	B+				B+
XS1578203462	ISCTR 6 125 24	04/2024	USD	5.817	B3			NEG	B+				NEG
XS1814962582	EXCRTU 6 125 24	05/2024	USD	5.496	B2	B2		NEG	B+				B+
XS102951264	TURKTI 4.875 24	02/2025	USD	4.64	B1			NEG	B+				BB-
XS1634372954	YKBNK 5.85 24	06/2024	USD	5.898	B2			NEG	B+				NR
US00123CV04	TURKEY 6.35 24	08/2024	USD	4.988	B1	B1		NEG	BB				B+
XS1959391019	QNBFB 6.875 24	09/2024	USD	4.973	B1			NEG	BB				STABLE
XS1577950402	CCOLAT 4.215 24	09/2024	USD	3.591	B1			NEG	BB				STABLE
JP579200AEH6	TURKEY 1.05 24	09/2024	JPY	1.161	B1			NEG	B+				B+
XS1958498954	YKBNK 8.25 24	10/2024	USD	6.037	B2	B2		NEG	B+				NR
US984848AM39	YKBNK 8.25 24	10/2024	USD	6.031	B2			NEG	B+				NR
XS1686704948	TUPRST 4.5 24	10/2024	USD	4.779	B1			NEG	BB				STABLE
US00123CV86	TURKEY 5.6 24	11/2024	USD	5.003	B1	B1		NEG	BB				B+
XS1141043286	TURKSK 4.489 24	11/2024	USD	4.729	B1			NEG	BB				STABLE
XS1175844923	VAKBN 5.875 25	02/2025	USD	-4.974	WR			NEG	B+				B+
US00123AW05	TURKEY 7.375 25	02/2025	USD	5.089	B1	B1		NEG	BB				STABLE
XS1950509420	TURKTI 6.875 25	02/2025	USD	5.027	B1			NEG	BB				STABLE
XS1961766596	KHCHOL 6.5 25	03/2025	USD	4.991	B1			NEG	BB				BB-
XS121042074	AKBNK 5.125 25	03/2025	USD	5.308	B2			NEG	B+				STABLE
XS184344336	TURKEY 4.625 25	03/2025	EUR	3.146	B1	B1		NEG	BB				B+
US00123CN87	TURKEY 3.25 25	06/2025	EUR	3.332	B1	B1		NEG	BB				B+
XS1629918415	TURKEY 3.25 25	06/2025	EUR	3.113	B1	B1		NEG	BB				B+
XS1288711729	TECELLT 5.75 25	10/2025	USD	4.955	B1u			NEG	BB				BB-
XS1909184753	TURKEY 5.2 26	02/2026	EUR	3.498	B1	B1		NEG	BB				STABLE
XS1376881067	YKBNK 8.5 26	03/2026	USD	8.275	Caa2			NEG	B				NR
XS1361101987	SISE 11 6 26	04/2026	USD	5.519	B1			NEG	BB				STABLE
US00123CJ75	TURKEY 4.25 26	04/2026	USD	5.313	B1	B1		NEG	BB				B+
XS1396282177	ALNTF 8.75 26	04/2026	USD	8.838	B3			NEG	B				STABLE
US00123CK49	TURKEY 4.875 26	10/2026	USD	5.48	B1	B1		NEG	BB				B+
XS1574750292	AKBNK 7 2 27	03/2027	USD	6.625	Caa2			NEG	B				STABLE
US00123CL22	TURKEY 4 27	03/2027	USD	5.578	B1	B1		NEG	B				B+
XS1584113184	TSKBTI 7 625 27	03/2027	USD	7.471	Caa3			NEG	B				STABLE
XS1617531063	GARAN 6.125 27	05											

Kredi Notları -Türk ve Yurtdışı Devlet ve Özel Sektör Eurotahvilleri

İŞ YATIRIM

Rapor Terimlerini Açıklayıcı Doküman

Ulke ve Şirket Görünüm & Notları		Moody's					Fitch					S&P				
ISIN	Ticker	Vade 1	Kur	Getiri (%)	Rating	Uzun Dönem YP	Görünüm	Rating	Uzun Dönem YP	Görünüm	Rating	Uzun Dönem YP	Görünüm			
US1716540BG64	PEMEX 3.5 23	01/2023	USD	3.078	Baa3	Baa3	NEG	BB+		NEG	BBB+	BBB+	NEG			
USP90179AM09	CFELEC 4.875 24	01/2024	USD	2.604	Baa1		NEG	BBB		STABLE	BBB+	BBB+	NEG			
USP16259AK29	BBVASM 4.375 24	04/2024	USD	2.548	A3		NEG	BBB+								
XS1731108347	CEMEX 2.75 24	12/2024	EUR	2.146				BB		STABLE	BB	BB	STABLE			
USP22537JE03	CEMEX 5.7 25	01/2025	USD	4.934				BB		STABLE	BB	BB	STABLE			
US10878AA89	MEX 3.6 25	01/2025	USD	2.433	A3	A3	NEG	BBB		STABLE	BBB+	BBB+	NEG			
XS0213101073	PEMEX 5.5 25	02/2025	EUR	2.343	Baa3	Baa3	NEG	BB+		NEG	BBB+	BBB+	NEG			
XS182425182	PEMEX 3.625 25	11/2025	EUR	2.781	Baa3	Baa3	NEG	BB+		NEG	BBB+	BBB+	NEG			
XS117261506	PEMEX 2.75 27	04/2027	EUR	3.289	Baa3	Baa3	NEG	BB+		NEG	BBB+	BBB+	NEG			
XS156888777	PEMEX 4.875 28	02/2028	EUR	3.709	Baa3	Baa3	NEG	BB+		NEG	BBB+	BBB+	NEG			
XS1824244706	PEMEX 4.75 29	02/2029	EUR	3.82	Baa3	Baa3	NEG	BB+		NEG	BBB+	BBB+	NEG			
US108608BF46	MEX 4.6 46	01/2046	USD	4.033	A3	A3	NEG	BBB		STABLE	BBB+	BBB+	NEG			
US1218289103	MEX 4 2115	03/2115	EUR	3.494	A3	A3	NEG	BBB		STABLE	BBB+	BBB+	NEG			
BRAZIL																
US16556MAF95	ITAU 5.65 22	03/2022	USD	2.891	Ba3		STABLE	B+								
US10756AR10	BRAZIL 8.875 24	04/2024	USD	2.151	Ba2	Ba2	STABLE	BB		STABLE	BB-	BB-	POS			
USP1905CAE05	BRFSBZ 4.75 24	05/2024	USD	3.517	Ba2		STABLE	BB		STABLE	BB-	BB-	POS			
US10756BV13	BRAZIL 4.25 25	01/2025	USD	2.77	Ba2	Ba2	STABLE	BB		STABLE	BB-	BB-	POS			
US10756AE07	BRAZIL 10.125 27	05/2027	USD	3.416	Ba2	Ba2	STABLE	BB-		STABLE	BB-	BB-	POS			
US107568858	BRAZIL 8.25 34	01/2034	USD	4.487	Ba2	Ba2	STABLE	BB-		STABLE	BB-	BB-	POS			
UNITED STATES																
GT2	T 1.625 21	12/2021	USD	1.581	#N/A Fiel		STABLE	#N/A F		STABLE	#N/A Fiel	AA+u	STABLE			
US15946AC51	RILIN 5.4 22	02/2022	USD	2.58	Baa2		STABLE					BBB+				
GT3	T 1.5 23	01/2023	USD	1.607	#N/A Fiel		STABLE	#N/A F		STABLE	#N/A Fiel	AA+u	STABLE			
US112763AD75	CEMEX 6 24	04/2024	USD	5.128			STABLE	BB								
GT5	T 1.75 24	12/2024	USD	1.683	#N/A Fiel		STABLE	#N/A F		STABLE	#N/A Fiel	AA+u	STABLE			
GT10	T 1.75 29	11/2029	USD	1.874	#N/A Fiel		STABLE	#N/A F		STABLE	#N/A Fiel	AA+u	STABLE			
GT30	T 2.375 49	11/2049	USD	2.362	#N/A Fiel		STABLE	#N/A F		STABLE	#N/A Fiel	AA+u	STABLE			
BRITISH VIRGIN																
XS116556357	HRINTH 4.5 20	01/2020	USD	2.642	Baa1		STABLE	A				BBB+				
US021895AC44	CNPCC 5.95 41	04/2041	USD	3.476	A2		STABLE	A+				A				
SOUTH AFRICA																
US836205AN45	SOAF 5.5 20	03/2020	USD	1.091	Baa3	Baa3	NEG	BB+		NEG	BB	BB	NEG			
XS111341441	SOAFSK 3.903 20	06/2020	USD	2.003	Baa3		STABLE	BB+				BB				
XS0679851949	ESKOM 5.75 21	01/2021	USD	5.069	Caa1	Caa1	NEG			NEG	CCC+	CCC+	STABLE			
XS0809571739	SAFIRA 4 22	07/2022	USD	3.101	Baa3		NEG	BB+u			BB	BB	NEG			
US836205AQ75	SOAF 4.865 24	01/2024	USD	3.206	Baa3	Baa3	NEG	BB+		NEG	BB	BB	NEG			
XS1187065443	ESKOM 7.125 25	02/2025	USD	6.421	Caa1	Caa1	NEG	CCC+		NEG	CCC+	CCC+	STABLE			
US836205AR58	SOAF 5.875 25	09/2025	USD	3.683	Baa3	Baa3	NEG	BB+		NEG	BB	BB	NEG			
US836205AS32	SOAF 5.375 44	07/2044	USD	5.557	Baa3	Baa3	NEG	BB+		NEG	BB	BB	NEG			
LUXEMBOURG																
USP9808AA83	VOTORA 7.25 41	04/2041	USD	5.044	Ba1		STABLE	BBB-				BBB-				
GEORGIA																
XS080046362	GRAIL 7.75 22	07/2022	USD	3.423				BB-		STABLE	B+	B+	DEVELOP			
KAZAKHSTAN																
XS0867478124	HSBKKZ 5.5 22	12/2022	USD	5.023		WR	POS	BB+		POS	BB	BB	STABLE			
XS1120709699	KAZAKS 3.875 24	10/2024	USD	2.114	Baa3	(P)Baa3	POS	BBB		STABLE	BBB-	BBB-	STABLE			
XS1283545119	KAZAKS 5.125 25	07/2025	USD	2.109	Baa3	(P)Baa3	POS	BBB		STABLE	BBB-	BBB-	STABLE			
XS1120709826	KAZAKS 4.875 44	10/2044	USD	3.371	Baa3	(P)Baa3	POS	BBB		STABLE	BBB-	BBB-	STABLE			
XS1263139856	KAZAKS 6.5 45	07/2045	USD	3.564	Baa3	(P)Baa3	POS	BBB		STABLE	BBB-	BBB-	STABLE			
NETHERLANDS																
US171645WAR25	PETBRA 5.375 21	01/2021	USD	2.035	Ba2		STABLE	BB-				BB-				
US171647NAP42	PETBRA 8.375 21	05/2021	USD	1.684	Ba2		STABLE	BB-				BB-				
US171647NAP69	PETBRA 4.375 23	05/2023	USD	2.836	Ba2		STABLE	BB-				BB-				
US171647NAM11	PETBRA 6.25 24	03/2024	USD	3.062	Ba2		STABLE	BB-				BB-				
XS0982711714	PETBRA 4.75 25	01/2025	EUR	1.399	Ba2		STABLE	BB-				BB-				
XS1813724603	TEVA 4.5 25	03/2025	EUR	4.629	Ba2		NEG	BB-u				BB *				
XS1211044075	TEVA 1.875 27	03/2027	EUR	4.72	Ba2		NEG	BB-u				BB *				
XS170823148	FOFIN 7.25 27	11/2027	USD	11.324	B2		NEG	B+		STABLE						
XS1439749364	TEVA 1.625 28	10/2028	EUR	4.749	Ba2		NEG	BB-u				BB *				
US171647NAN93	PETBRA 6.85 2115	06/2115	USD	5.955	Ba2		STABLE	BB-				BB-				
INDONESIA																
USY1738AA89	PERTJ 5.25 21	05/2021	USD	2.015	Baa2		STABLE	BBB		STABLE	BBB	BBB	STABLE			
ARGENTINA																
USP989MJBE04	YPFDAR 8.5 25	07/2025	USD	10.316	Caa2 *			CCC				B-	NEG			
US040114GL81	ARGENT 8.28 33	12/2033	USD	9.963	Caa2 *			WD				CCC-	CCC-			
US040114GK09	ARGENT 3.75 38	12/2038	USD	10.953	Caa2 *			WD				CCC-	CCC-			
AZERBAIJAN																
XS1678622090	AZERBJ 2.82 21	09/2021	USD	2.59	Ba2u		STABLE	BB+		STABLE		BB+	STABLE			
XS0903465127	SOIAZ 4.75 23	03/2023	USD	2.929	Ba2		STABLE	BB+		STABLE	BB-	BB-	STABLE			
XS104450547	AZERBJ 4.75 24	03/2024	USD	2.765	Ba2u		STABLE	BB+		STABLE		BB+	STABLE			
XS1319820897	SGCAZE 6.875 26	03/2026	USD	3.414	Ba2		STABLE	BB+								
XS1196496888	SOIAZ 6.95 30	03/2030	USD	4.106	NR		STABLE	BB+		STABLE	BB-	BB-	STABLE			
CZECH																
XS181628062	ENGPRO 4.5 24	05/2024	EUR	3.823				BB-		STABLE	B+	B+	STABLE			
IVORY COAST																
XS179329225	IVYCT 5.25 30	03/2030	EUR	4.753	Ba3	Ba3	STABLE	B+		POS						
SENEGAL																
XS1790104530	SENEGL 4.75 28	03/2028	EUR	3.755	Ba3	Ba3	STABLE				B+	B+	STABLE			
ROMANIA																
XS1313004328	ROMANI 3.875 35	10/2035	EUR	2.537	Baa3	Baa3	STABLE	BBB-		STABLE	BBB-	BBB-	NEG			
XS1768074319	ROMANI 3.375 38	02/2038	EUR	2.66	Baa3	Baa3	STABLE	BBB-		STABLE	BBB-	BBB-	NEG			
XS1968708876	ROMANI 4.625 49	04/2049	EUR	3.283	Baa3	Baa3	STABLE	BBB-		STABLE	BBB-	BBB-	NEG			
Grand Total																

Moody's S&P Fitch Açıklama

Diğer Göstergeler

İŞ YATIRIM

[Rapor Terimlerini Açıklayıcı Doküman](#)

GOÜ Tahvil Perf.2Y Rates			
Ülke	08/01	07/01	1G Δ
Çek	1.67	1.69	-1%
Cin	2.53	2.53	0%
G. Kore	1.36	1.33	2%
G.Afrika	6.88	6.92	-1%
Hindistan	5.97	5.95	0%
Macaristan	0.16	0.17	-4%
Meksika	6.76	6.75	0%
Polonya	1.56	1.57	0%
Rusya	5.49	5.49	0%
Singapur	1.46	1.47	-1%
Tayland	1.12	1.12	0%

Türkiye Cross Cur. Swap (USD↔TRY / Rate%)			
Vade	08/01	07/01	1G Δ
1 Yıl	11.49	11.73	-0.24
2 Yıl	11.61	11.85	-0.24
3 Yıl	11.66	11.91	-0.25
4 Yıl	11.67	11.91	-0.24
5 Yıl	11.63	11.84	-0.21
6 Yıl	11.51	11.71	-0.20
7 Yıl	11.36	11.55	-0.19
8 Yıl	11.20	11.39	-0.19
9 Yıl	11.05	11.24	-0.19
10 Yıl	10.92	11.10	-0.18

Gelişmiş Ülkeler 2y			
Ülke	2Y Faiz(%)		
	08/01	07/01	Değişim BPS
ABD	1.51	1.55	-4.04
Almanya	-0.63	-0.63	-0.01
İngiltere	0.59	0.58	0.76
Fransa	-0.61	-0.61	0.24
İspanya	-0.39	-0.39	0.07
İtalya	-0.07	-0.08	1.76
Türkiye	11.79	11.77	2.00

GOÜ Eurobond Perf.			
Ülke	08/01	07/01	1G Δ
Arjantin	191	191	0.2%
Brezilya	1,404	1,404	0.0%
Çek	101	101	0.0%
Cin	533	534	-0.2%
G.Afrika	796	795	0.1%
Macaristan	367	367	0.1%
Meksika	797	798	-0.1%
Polonya	693	693	-0.1%
Rusya	1,357	1,355	0.1%
Türkiye	836	834	0.3%
Ukrayna	1,005	1,002	0.4%

*JP EM Eurobond Index

Cross Currency Swap (5yr)			
Ülke	08/01	07/01	1G Δ
Çin	2.92	2.97	-2%
Macaristan	3.32	3.33	0%
G.Kore	0.78	0.79	-1%
Rusya	5.41	5.45	-1%
Tayland	1.15	1.16	-1%
Türkiye	11.63	11.84	-2%

Gelişmiş Ülkeler 10y			
Ülke	10Y Faiz(%)		
	08/01	07/01	Değişim BPS
ABD	1.78	1.82	-4.18
Almanya	-0.25	-0.29	4.17
İngiltere	0.79	0.77	2.42
Fransa	0.02	0.02	-0.24
İspanya	0.39	0.39	0.39
İtalya	1.37	1.36	1.56
Türkiye	12.28	12.44	-16.00

5 Yıl Turk CDS'i			
Vade	08/01	07/01	1D Δ
5 Yıl	279.6	286.0	-6.4



İletişim Bilgileri

SGMK Yurtiçi Piyasalar

Serhat Devecioğlu
sdevecioglu@isyatirim.com.tr

Evrım Erten Başar
ebasar@isyatirim.com.tr

Burak Seçkin
bseckin@isyatirim.com.tr

Araştırma
Emre Sezan, CFA
esezan@isyatirim.com.tr

Ahmet Toker
atoker@isyatirim.com.tr

Eurotahviller

Cuneyt Akdemir
cakdemir@isyatirim.com.tr

Pinar Ozyuksel
pozyuksel@isyatirim.com.tr

Tolga Murat
tmurat@isyatirim.com.tr

Ali Ardan Ayberk
aayberk@isyatirim.com.tr

[Rapor Terimlerini Açıklayıcı Doküman](#)

<https://www.isyatirim.com.tr/tr-tr/analiz/Savfalar/sqmk.aspx>



Burada yer alan bilgiler İş Yatırım Menkul Değerler A.Ş. tarafından bilgilendirme amacı ile hazırlanmıştır. Yatırım bilgi, yorum ve tavsiyeleri yatırım danışmanlığı kapsamında değildir. Yatırım danışmanlığı hizmeti; aracı kurumlar, portföy yönetim şirketleri, mevduat kabul etmeyen bankalar ile müşteri arasında imzalanacak yatırım danışmanlığı sözleşmesi çerçevesinde sunulmaktadır. Burada yer alan yorum ve tavsiyeler, yorum ve tavsiyede bulunanların kişisel görüşlerine dayanmaktadır. Herhangi bir yatırım aracının alım-satım önerisi ya da getiri vaadi olarak yorumlanmamalıdır. Bu görüşler mali durumunuz ile risk ve getiri tercihlerinize uygun olmayabilir. Bu nedenle, sadece burada yer alan bilgilere dayanarak yatırım kararı verilmesi beklentilerinize uygun sonuçlar doğurmayabilir.

Burada yer alan fiyatlar, veriler ve bilgilerin tam ve doğru olduğu garanti edilemez; içerik, haber verilmeksizin değiştirilebilir. Tüm veriler, İş Yatırım Menkul Değerler A.Ş. tarafından güvenilir olduğuna inanılan kaynaklardan alınmıştır. Bu kaynakların kullanılması nedeni ile ortaya çıkabilecek hatalardan İş Yatırım Menkul Değerler A.Ş. sorumlu değildir.