

Türk Eurotahvilleri

Tanım	Enstrüman	Kupon	Vade ↓	İhraç Büyüklüğü (mln)	Alış Fiyatı	Satış Fiyatı	Birikmiş Faiz	Alış Getiri (%)	Satış Getiri (%)	Minimum İşlem Büyüklüğü	Fiyat Performansı 1A(Δ) %	1Y(Δ) %	Dur.	Payment Rank
*Vadelerine göre sıralanmıştır.														
USD Cinsinden														
Devlet Eurotahvilleri														
US900123BF62	TURKEY 7.5 19	7.50	07/11/19	1,500	100.250	100.510	3.13	4.62	1.87	100,000	-0.31	-1.09	0.083	Sr Unsecured
US900123AX87	TURKEY 7.20	7.00	05/06/20	2,000	102.200	102.625	2.37	3.63	3.00	2,000	0.40	1.75	0.634	Sr Unsecured
US900123BH29	TURKEY 5.625 21	5.63	30/03/21	2,000	102.364	102.792	0.11	3.97	3.68	100,000	0.90	5.36	1.413	Sr Unsecured
US900123BY51	TURKEY 5.125 22	5.13	25/03/22	1,000	100.432	101.054	0.17	4.94	4.67	200,000	1.30	6.99	2.290	Sr Unsecured
US900123BZ27	TURKEY 6.25 22	6.25	26/09/22	2,500	102.245	102.874	0.19	5.42	5.20	200,000	1.00	5.71	2.683	Sr Unsecured
US900123CA66	TURKEY 3.25 23	3.25	23/03/23	1,500	93.050	93.505	0.13	5.48	5.33	200,000	1.80	8.63	3.204	Sr Unsecured
US900123CR91	TURKEY 7.25 23	7.25	23/12/23	2,000	105.294	105.522	2.09	5.81	5.75	200,000	1.26		3.547	Sr Unsecured
US900123CF53	TURKEY 5.75 24	5.75	22/03/24	2,500	99.174	99.749	0.24	5.96	5.81	200,000	1.17	6.87	3.871	Sr Unsecured
US900123CV04	TURKEY 6.35 24	6.35	10/08/24	2,250	101.376	101.612	1.53	6.01	5.96	200,000	1.03		4.068	Sr Unsecured
US900123AW05	TURKEY 7.375 25	7.38	05/02/25	3,250	105.505	106.000	1.27	6.15	6.04	2,000	1.50	6.57	4.344	Sr Unsecured
US900123CJ75	TURKEY 4.25 26	4.25	14/04/26	1,500	89.455	90.243	2.04	6.24	6.08	200,000	1.51	9.05	5.417	Sr Unsecured
US900123CK49	TURKEY 4.875 26	4.88	09/10/26	3,000	91.822	92.488	2.41	6.34	6.21	200,000	1.68	9.44	5.639	Sr Unsecured
US900123CL22	TURKEY 6.27	6.00	25/03/27	3,250	97.428	98.154	0.20	6.44	6.31	200,000	1.65	9.33	5.908	Sr Unsecured
US900123CP36	TURKEY 5.125 28	5.13	17/02/28	2,000	92.040	92.540	0.71	6.37	6.28	200,000	2.26	10.50	6.574	Sr Unsecured
US900123CQ19	TURKEY 6.125 28	6.13	24/10/28	2,000	97.100	97.560	2.77	6.55	6.49	200,000	1.98	9.95	6.636	Sr Unsecured
US900123CT57	TURKEY 7.625 29	7.63	26/04/29	3,000	105.644	106.249	5.53	6.81	6.73	200,000	1.89		6.472	Sr Unsecured
US900123AL40	TURKEY 11.875 30	11.88	15/01/30	1,500	136.385	136.885	2.70	6.88	6.82	1,000	1.21	6.20	6.456	Sr Unsecured
US900123AT75	TURKEY 8.34	8.00	14/02/34	1,500	109.365	109.985	1.18	6.96	6.89	2,000	2.14	9.51	6.856	Sr Unsecured
US900123AY60	TURKEY 6.875 36	6.88	17/03/36	2,750	98.915	99.415	0.38	6.99	6.94	2,000	2.17	11.08	9.692	Sr Unsecured
US900123BB58	TURKEY 7.25 38	7.25	05/03/38	1,000	102.185	102.870	0.64	7.04	6.97	2,000	2.14	10.87	10.124	Sr Unsecured
US900123BG46	TURKEY 6.75 40	6.75	30/05/40	2,000	96.480	97.304	2.38	7.08	7.00	100,000	2.21	11.15	10.637	Sr Unsecured
US900123BJ84	TURKEY 6.41	6.00	14/01/41	3,000	88.360	89.236	1.38	7.06	6.98	200,000	2.33	10.63	11.152	Sr Unsecured
US900123CB40	TURKEY 4.875 43	4.88	16/04/43	3,000	79.405	79.955	2.32	6.61	6.56	200,000	1.82	11.84	12.295	Sr Unsecured
US900123CG37	TURKEY 6.625 45	6.63	17/02/45	3,000	94.430	94.975	0.92	7.10	7.05	200,000	2.28	11.55	11.746	Sr Unsecured
US900123CM05	TURKEY 5.75 47	5.75	11/05/47	3,500	85.595	86.095	2.33	6.93	6.88	200,000	2.92	12.91	12.356	Sr Unsecured

Sukuk														
XS1303467077	TURKSK 4.251 21	4.25	08/06/21	1,000	99.496	100.253	1.41	4.56	4.09	200,000	0.34	5.49	1.574	Sr Unsecured
XS1816199373	TURKSK 5.8 22	5.80	21/02/22	2,000	101.681	102.544	0.74	5.04	4.66	200,000	0.41		2.184	Sr Unsecured
XS1586385178	TURKSK 5.004 23	5.00	06/04/23	1,250	99.004	99.718	0.01	5.32	5.09	200,000	0.63	6.44	3.168	Sr Unsecured
XS1141043296	TURKSK 4.489 24	4.49	25/11/24	1,000	95.548	96.372	1.61	5.49	5.30	200,000	1.26	9.40	4.434	Sr Unsecured

Özel Sektör Eurotahvilleri														
Finansal Kuruluşlar														
XS1028938915	YKBNK 5.125 19	5.13	22/10/19	550	99.938	100.358	2.35	6.23	-1.98	200,000	0.03	4.11	0.042	Sr Unsecured
XS1117601796	TSKBTI 5.375 19	5.38	30/10/19	350	99.968	100.295	2.34	5.69	1.26	200,000	-0.03	6.62	0.064	Sr Unsecured
XS0874840688	YKBNK 4.20	4.00	22/01/20	500	99.743	100.400	0.83	4.83	2.64	200,000	0.11	6.01	0.289	Sr Unsecured
XS111101314	AKBNK 4.20	4.00	24/01/20	500	99.834	100.424	0.81	4.52	2.58	200,000	0.25	4.51	0.294	Sr Unsecured
XS0882347072	HALKBK 3.875 20	3.88	05/02/20	750	99.461	100.211	0.67	5.47	3.22	200,000	1.17	16.65	0.323	Sr Unsecured
XS1219733752	TSKBTI 5.125 20	5.13	22/04/20	350	99.918	100.659	2.35	5.27	3.90	200,000	0.40	9.65	0.517	Sr Unsecured
XS1121459074	ISCTR 5.20	5.00	30/04/20	750	100.226	100.767	2.18	4.59	3.63	200,000	0.27	9.12	0.541	Sr Unsecured
XS1345632811	EXCRTU 5.375 21	5.38	08/02/21	500	99.610	100.288	0.88	5.67	5.15	200,000	0.85	6.39	1.263	Sr Unsecured
XS1188073081	HALKBK 4.75 21	4.75	11/02/21	500	96.913	97.796	0.74	7.18	6.47	200,000	3.55	23.59	1.266	Sr Unsecured
USM8931TAA71	GARAN 6.25 21	6.25	20/04/21	500	102.428	103.176	2.90	4.60	4.11	200,000	1.07	6.82	1.418	Sr Unsecured
XS1223394914	TCZIRA 4.75 21	4.75	29/04/21	500	99.130	99.894	2.08	5.33	4.82	200,000	2.02	11.19	1.455	Sr Unsecured
XS1412393172	TSKBTI 4.875 21	4.88	18/05/21	300	98.888	99.760	1.88	5.60	5.03	200,000	2.31	16.71	1.503	Sr Unsecured
XS1079527211	ISCTR 5.21	5.00	25/06/21	750	98.315	99.103	1.42	6.04	5.55	200,000	0.65	14.74	1.598	Sr Unsecured
XS1439838548	HALKBK 5.21	5.00	13/07/21	500	96.109	97.058	1.17	7.37	6.78	200,000	3.10	21.95	1.635	Sr Unsecured
XS1028943089	EXCRTU 5.21	5.00	23/09/21	500	98.933	99.520	0.19	5.58	5.26	200,000	1.98	8.05	1.839	Sr Unsecured
XS1390320981	ISCTR 5.375 21	5.38	06/10/21	750	98.753	99.571	0.01	6.04	5.60	200,000	1.12	15.62	1.865	Sr Unsecured
US900151AH41	ISCTR 5.375 21	5.38	06/10/21	750	98.957	99.281	0.01	5.93	5.76	200,000	1.11	15.80	1.865	Sr Unsecured
XS1508914691	VAKBN 5.25 21	5.50	27/10/21	500	99.005	99.792	2.44	6.02	5.61	200,000	1.59	12.62	1.870	Sr Unsecured
XS1571399754	YKBNK 5.75 22	5.75	24/02/22	600	99.541	100.057	0.69	5.96	5.72	200,000	1.60	10.94	2.181	Sr Unsecured
XS1508390090	ISCTR 5.5 22	5.50	21/04/22	600	98.571	99.171	2.54	6.11	5.85	200,000	1.89	17.70	2.276	Sr Unsecured
XS1605397394	TCZIRA 5.125 22	5.13	03/05/22	600	96.928	97.778	2.19	6.43	6.07	200,000	2.72	11.75	2.315	Sr Unsecured
XS1613091500	QNBFB 4.875 22	4.88	19/05/22	750	99.392	100.095	1.87	5.12	4.83	200,000	1.72	7.90	2.384	Sr Unsecured
XS1622626379	VAKBN 5.625 22	5.63	30/05/22	500	97.423	98.183	1.98	6.70	6.38	200,000	2.33	12.36	2.369	Sr Unsecured
USM8931TAF68	GARAN 5.25 22	5.25	13/09/22	750	99.112	99.866	0.35	5.58	5.30	200,000	2.00	8.88	2.675	Sr Unsecured
XS1684378208	EXCRTU 4.25 22	4.25	18/09/22	500	94.720	95.539	0.22	6.23	5.92	200,000	2.15	9.91	2.708	Sr Unsecured
USM0375YAK49	AKBNK 5.22	5.00	24/10/22	500	98.066	98.890	2.26	5.70	5.40	150,000	1.90	9.64	2.723	Sr Unsecured
XS0847042024	ISCTR 6.20	6.00	24/10/22	1,000	95.485	96.620	2.72	7.68	7.25	200,000	2.02	23.58	2.649	Subordinated
XS0849728190	VAKBN 6.22	6.00	01/11/22	672	95.378	96.921	2.60	7.71	7.13	200,000	2.26	18.71	2.668	Subordinated
XS0861979440	YKBNK 5.5 22	5.50	06/12/22	1,000	95.086	96.167	1.85	7.26	6.86	200,000	2.00	18.55	2.789	Subordinated
XS1750996206	TSKBTI 5.5 23	5.50	16/01/23	350	95.726	96.640	1.24	6.98	6.65	200,000	2.82	17.08	2.901	Sr Unsecured
XS1711581337	FCFIN 6.23	6.00	25/01/23	300	94.697	95.487	1.20	7.85	7.56	200,000	3.46	23.76	2.888	Sr Unsecured
XS1760780731	VAKBN 5.75 23	5.75	30/01/23	650	95.437	96.336	1.07	7.32	7.00	200,000	2.50	12.37	2.922	Sr Unsecured
XS1788516679	YKBNK 6.1 23	6.10	16/03/23	500	97.909	98.852	0.36	6.79	6.48	200,000	2.10	11.72	3.042	Sr Unsecured
XS1576037284	GARAN 5.875 23	5.88	16/03/23	500	100.090	100.873	0.34	5.85	5.59	200,000	2.40	10.05	3.069	Sr Unsecured
XS1691349010	TCZIRA 5.125 23	5.13	29/09/23	500	93.896	94.756	0.11	6.90	6.64	200,000	3.02	12.12	3.514	Sr Unsecured
XS1496463297	EXCRTU 5.375 23	5.38	24/10/23	500	96.292	96.532	2.43	6.43	6.36	200,000				

Türk Eurotahvilleri

Tanım	Enstrüman	Kupon	Vade ↓	İhraç Büyüklüğü (mlr)	Alış Fiyatı	Satış Fiyatı	Birikmiş Faiz	Alış Getiri (%)	Satış Getiri (%)	Minimum İşlem Büyüklüğü	Fiyat Performansı		Dur.	Payment Rank
											1A(Δ %)	1Y(Δ %)		
*Vadelerine göre sıralanmıştır.														
Finans Dışı														
XS0922615819	KCHOL 3.5 20	3.50	24/04/20	750	99.910	100.467	1.58	3.66	2.65	200,000	0.64	4.64	0.530	Sr Unsecured
US49989AAA79	KCHOL 3.5 20	3.50	24/04/20	750	99.880	100.390	1.58	3.72	2.79	200,000	0.53	4.72	0.530	Sr Unsecured
XS1132450427	YASARH 8.875 20	8.88	06/05/20	172	84.662	89.482	3.72	40.58	29.53	200,000	1.30	38.60	0.473	Sr Unsecured
XS0927634807	SİSETİ 4.25 20	4.25	09/05/20	300	100.103	100.740	1.75	4.07	2.99	200,000	0.28	4.33	0.569	Sr Unsecured
US90016AAA88	SİSETİ 4.25 20	4.25	09/05/20	300	100.100	100.739	1.75	4.07	2.99	200,000	0.33	4.35	0.569	Sr Unsecured
XS0957598070	MERSİN 5.875 20	5.88	12/08/20	450	100.112	100.669	0.90	5.73	5.06	200,000	-0.01	0.26	0.075	Sr Unsecured
XS1505149325	KFINKK 5.136 21	5.14	02/11/21	500	101.000	101.490	2.23	4.62	4.38	200,000	0.01	8.32	1.905	Sr Unsecured
XS1132825099	GLYHO 8.125 21	8.13	14/11/21	250	97.157	98.144	3.23	9.64	9.10	200,000	-0.64	4.92	1.826	Sr Unsecured
US032523AA09	AEFES 3.375 22	3.38	01/11/22	500	98.791	99.383	1.46	3.80	3.59	200,000	1.23	7.10	2.844	Sr Unsecured
XS0848940523	AEFES 3.375 22	3.38	01/11/22	500	98.568	99.407	1.46	3.87	3.58	200,000	1.19	7.28	2.843	Sr Unsecured
XS1747548532	PETKM 5.875 23	5.88	26/01/23	500	98.080	98.910	1.16	6.53	6.24	200,000	1.47	6.69	2.921	Sr Unsecured
XS1379145656	KCHOL 5.25 23	5.25	15/03/23	750	100.751	101.540	0.32	5.01	4.76	200,000	2.60	7.73	2.899	Sr Unsecured
US03938HAA14	ACKAF 5 23	5.00	03/04/23	500	99.992	100.914	0.06	5.00	4.71	200,000	1.53	10.47	3.167	Sr Unsecured
XS0910932788	ACKAF 5 23	5.00	03/04/23	500	100.044	100.965	0.06	4.99	4.70	200,000	1.59	10.44	3.167	Sr Unsecured
XS1807502668	RGYAST 7.25 23	7.25	26/04/23	300	87.070	88.301	3.24	11.80	11.33	200,000	1.54	2.888	Sr Unsecured	
XS1028951264	TURKTI 4.875 24	4.88	19/06/24	500	97.253	98.094	1.46	5.54	5.34	200,000	2.59	11.91	4.079	Sr Unsecured
XS1577950402	CCOLAT 4.215 24	7.50	19/09/24	500	99.280	100.243	0.21	4.38	4.16	200,000	1.95	6.12	4.415	Sr Unsecured
XS1686704948	TUPRST 4.5 24	4.50	18/10/24	700	94.676	95.753	2.11	5.73	5.48	200,000	3.10	9.08	4.324	Sr Unsecured
XS1955059420	TURKTI 6.875 25	6.88	28/02/25	500	105.328	106.189	0.74	5.71	5.53	200,000	3.61	4.665	Sr Unsecured	
XS1961766596	KCHOL 6.5 25	6.50	11/03/25	750	102.476	103.267	0.47	5.96	5.79	200,000	2.12	4.343	Sr Unsecured	
XS1298711729	TCELLT 5.75 25	5.75	15/10/25	500	99.581	100.426	2.75	5.83	5.67	200,000	2.39	10.23	4.896	Sr Unsecured
XS1961010987	SİSETİ 6.95 26	6.95	14/03/26	700	102.804	103.579	0.44	6.41	6.27	200,000	2.80	4.972	Sr Unsecured	
XS1803215869	TCELLT 5.8 28	5.80	11/04/28	500	96.243	97.131	2.84	6.38	6.24	200,000	3.36	11.92	6.406	Sr Unsecured

EUR Cinsinden

Devlet Eurotahvilleri

XS0503454166	TURKEY 5.125 20	5.13	18/05/20	2,000	102.450	102.935	1.99	1.13	0.38	50,000	0.07	0.15	0.609	Sr Unsecured
XS0993155398	TURKEY 4.35 21	4.35	12/11/21	1,250	104.925	105.505	3.92	1.94	1.67	100,000	0.80	4.02	1.945	Sr Unsecured
US900123CE88	TURKEY 4.35 21	4.35	12/11/21	1,250	103.981	104.244	3.92	2.39	2.26	100,000	0.82	2.78	1.934	Sr Unsecured
XS1057340009	TURKEY 4.125 23	4.13	11/04/23	1,000	103.594	104.459	2.02	3.03	2.77	100,000	1.18	5.51	3.193	Sr Unsecured
XS1843443356	TURKEY 4.625 25	4.63	31/03/25	1,250	102.230	102.775	2.40	4.16	4.05	100,000	1.94	4.674	Sr Unsecured	
XS1629918415	TURKEY 3.25 25	3.25	14/06/25	1,000	95.665	96.495	1.02	4.12	3.95	100,000	2.74	6.27	5.019	Sr Unsecured
US900123CN87	TURKEY 3.25 25	3.25	14/06/25	1,000	95.617	96.384	1.02	4.13	3.97	1,000,000	1.93	5.75	5.018	Sr Unsecured
XS1909184753	TURKEY 5.2 26	5.20	16/02/26	1,500	103.807	104.346	3.32	4.50	4.40	100,000	2.19	5.198	Sr Unsecured	

Özel Sektör Eurotahvilleri

Finansal Kuruluşlar

XS1403416222	VAKBN 2.375 21	2.38	04/05/21	500	100.413	100.926	1.01	2.10	1.77	100,000	0.55	5.44	1.521	Secured
--------------	----------------	------	----------	-----	---------	---------	------	------	------	---------	------	------	-------	---------

Finans Dışı

XS1109959467	ACKAF 3.875 21	3.88	16/09/21	350	103.816	105.060	0.22	1.86	1.23	100,000	1.03	6.47	1.877	Sr Unsecured
--------------	----------------	------	----------	-----	---------	---------	------	------	------	---------	------	------	-------	--------------

Yen Cinsinden

Devlet Eurotahvilleri

JP579200EHQ4	TURKEY 1.81 20	1.81	07/12/20	3,000	0.000	0.000	0.23	0.00	0.00	1,000,000,000			1.357	Sr Unsecured
JP579200DQH6	TURKEY 1.81 20	1.81	07/12/20	700	101.197	101.259	0.61	0.77	0.72	700,000,000	-0.04	-1.39	1.147	Sr Unsecured
JP579200KHQ1	TURKEY 1.81 20	1.81	07/12/20	3,700	101.295	101.350	0.61	0.69	0.64	3,700,000,000	-0.04	-1.48	1.149	Sr Unsecured
JP579200BHQ0	TURKEY 1.81 20	1.81	07/12/20	2,000	101.259	101.319	0.61	0.72	0.67	200,000,000	-0.04	-1.45	1.148	Sr Unsecured
JP579200CHQ8	TURKEY 1.81 20	1.81	07/12/20	1,000	101.218	101.277	0.61	0.76	0.70	500,000,000	-0.04	-1.41	1.148	Sr Unsecured
JP579200GHQ9	TURKEY 1.81 20	1.81	07/12/20	3,600	101.292	101.350	0.61	0.69	0.64	1,800,000,000	-0.05	-1.48	1.149	Sr Unsecured
JP579200FHQ1	TURKEY 1.81 20	1.81	07/12/20	2,400	101.268	101.325	0.61	0.71	0.66	1,200,000,000	-0.04	-1.46	1.148	Sr Unsecured
JP579200JHQ3	TURKEY 1.81 20	1.81	07/12/20	3,600	0.000	0.000	0.23	0.00	0.00	3,600,000,000			1.357	Sr Unsecured
JP579200ABF8	TURKEY 1.87 21	1.87	18/03/21	180,000	0.000	0.000	0.65	0.00	0.00	100,000,000			1.627	Sr Unsecured
JP579200ACF6	TURKEY 1.47 22	1.47	15/03/22	90,000	0.000	0.000	0.52	0.00	0.00	100,000,000			2.591	Sr Unsecured
JP579200AEM8	TURKEY 1.05 24	1.05	25/09/24	100,000	100.093	100.093	0.04	1.03	1.03	100,000,000	-0.15	1.87	4.721	Sr Unsecured

Yurtdışı Devlet ve Özel Sektör Eurotahvilleri

İŞ YATIRIM

*Vadelerine göre sıralanmıştır.

Kodu	Enstrüman	Ülke	Kpn	Vade ↓	İhraç Büyüklüğü (mln)	Alış Fiyatı	Satış Fiyatı	Birikmiş Faiz	Alış Getiri (%)	Satış Getiri (%)	Minimum İşlem	Fiyat Performansı		Dur.	Payment Rank
												1A(Δ %)	1Y(Δ %)		
USD Cinsi															
XS0461926569	LUKOIL 7.25 19	NETHERLANDS	7.25	05/11/19	600	100.383	100.637	3.06	2.71	-0.14	100.000	-0.38	-3.23	0.08	Sr Unsecured
XS1133588233	JSTLIN 4.75 19	INDIA	4.75	12/11/19	500	99.935	100.353	1.91	5.27	1.38	200.000	-0.04	0.13	0.10	Sr Unsecured
XS1165659357	HRINTH 4.5 20	BRITISH VIRGIN	4.50	16/01/20	1,200	100.450	100.483	1.01	2.87	2.76	200.000	-0.15	0.25	0.27	Sr Unsecured
US836205AN45	SOAF 5.5 20	SOUTH AFRICA	5.50	09/03/20	1,619	100.986	101.286	0.43	3.17	2.47	100.000	-0.27	-0.80	0.42	Sr Unsecured
XS0504954347	RUSSIA 5 20	RUSSIA	5.00	29/04/20	3,500	101.454	101.848	2.19	2.41	1.72	100.000	-0.32	-0.30	0.54	Sr Unsecured
XS1241110300	DIBUH 2.921 20	CAYMAN ISLANDS	2.92	03/06/20	750	100.037	100.543	1.01	2.86	2.09	200.000	-0.11	1.82	0.64	Sr Unsecured
XS1113141441	SOAFSK 3.903 20	SOUTH AFRICA	3.90	24/06/20	500	100.330	100.938	1.12	3.43	2.58	200.000	-0.14	0.94	0.70	Sr Unsecured
XS0554659671	LUKOIL 6.125 20	NETHERLANDS	6.13	09/11/20	1,000	103.955	104.391	2.52	2.45	2.06	200.000	-0.17	0.09	1.04	Sr Unsecured
USG8600UAA19	SUZANO 5.875 21	CAYMAN ISLANDS	5.88	23/01/21	186	103.637	104.408	1.21	3.00	2.41	100.000	-0.60	0.27	1.24	Sr Unsecured
XS0579851949	ESKOM 5.75 21	SOUTH AFRICA	5.75	26/01/21	1,750	100.503	101.087	1.13	5.34	4.88	200.000	0.43	3.18	1.23	Sr Unsecured
US71645WAR25	PETBRA 5.375 21	NETHERLANDS	5.38	27/01/21	961	103.421	103.810	1.05	2.70	2.41	2,000	-0.12	1.63	1.26	Sr Unsecured
USP16259AB20	BBVASM 6.5 21	MEXICO	6.50	10/03/21	750	104.468	105.103	0.49	3.28	2.84	150.000	-0.15	0.09	1.36	Subordinated
USG1315RAD38	BRASKM 5.75 21	CAYMAN ISLANDS	5.75	15/04/21	1,000	103.558	104.226	2.75	3.35	2.91	200.000	-0.05	0.57	1.42	Sr Unsecured
XS0620695204	ALFARU 7.75 21	IRELAND	7.75	28/04/21	1,000	106.862	107.311	3.42	3.22	2.94	200.000	-0.48	1.56	1.43	Sr Unsecured
US71647NAP42	PETBRA 8.375 21	NETHERLANDS	8.38	23/05/21	463	109.270	109.690	3.12	2.55	2.30	2,000	-0.30	0.35	1.50	Sr Unsecured
USY7138AAA89	PERTIJ 5.25 21	INDONESIA	5.25	23/05/21	1,000	104.208	104.584	1.95	2.60	2.38	200.000	-0.32	0.98	1.53	Sr Unsecured
XS0638572973	SBERRU 5.717 21	LUXEMBOURG	5.72	16/06/21	1,000	104.844	105.270	1.76	2.78	2.53	200.000	-0.07	2.96	1.59	Sr Unsecured
USP9451YAC77	UNACEM 5.875 21	PERU	5.88	30/10/21	225	101.140	102.043	2.56	5.29	4.83	150.000	-0.26	-0.65	0.06	Sr Unsecured
US91911TAM53	VALEBZ 4.375 22	CAYMAN ISLANDS	4.38	11/01/22	908	103.204	103.854	1.05	2.90	2.61	2,000	-0.13	2.37	2.13	Sr Unsecured
XS0643183220	VIP 7.5043 22	NETHERLANDS	7.50	01/03/22	417	109.998	110.546	0.75	3.16	2.94	200.000	0.42	2.82	2.20	Sr Unsecured
XS0861981180	ROSNRM 6.5 22	IRELAND	4.20	06/03/22	2,000	102.507	103.040	0.36	3.12	2.89	200.000	0.07	5.07	2.28	Sr Unsecured
XS0290580595	GZAPRU 6.51 22	LUXEMBOURG	6.51	07/03/22	1,300	108.618	109.084	0.54	2.81	2.62	100.000	-0.23	3.19	2.24	Sr Unsecured
US46556MAF95	ITAU 5.65 22	BRAZIL	5.65	19/03/22	1,250	105.344	105.868	0.28	3.37	3.15	200.000	0.73	3.30	2.28	Subordinated
USG1315RAG68	BRASKM 5.375 22	CAYMAN ISLANDS	5.38	02/05/22	500	104.610	105.175	2.31	3.49	3.26	200.000	0.34	2.52	2.34	Sr Unsecured
XS0304274599	LUKOIL 6.656 22	NETHERLANDS	6.66	07/06/22	500	110.212	110.811	2.22	2.67	2.45	100.000	-0.18	3.31	2.42	Sr Unsecured
XS0800346362	GRAIL 7.75 22	GEORGIA	7.75	11/07/22	500	109.389	110.168	1.85	4.12	3.84	200.000	-0.22	3.21	2.46	Sr Unsecured
XS0809571739	SAFTRA 4 22	SOUTH AFRICA	4.00	26/07/22	1,000	100.359	101.104	0.79	3.86	3.58	200.000	-0.17	7.29	2.61	Sr Unsecured
US03512TAC53	ANGSJ 5.125 22	ISLE OF MAN	5.13	01/08/22	750	104.963	105.636	0.94	3.27	3.03	1,000	-0.23	3.89	2.60	Sr Unsecured
XS1298447019	GMKNRM 6.625 22	IRELAND	6.63	14/10/22	1,000	109.733	110.265	3.18	3.23	3.05	200.000	-0.79	4.74	2.68	Sr Unsecured
XS0842078536	VTB 6.95 22	LUXEMBOURG	6.95	17/10/22	1,412	106.243	106.868	3.28	4.72	4.50	200.000	0.06	8.88	2.65	Subordinated
XS0848530977	SBERRU 5.125 22	LUXEMBOURG	5.13	29/10/22	2,000	104.542	105.127	2.25	3.55	3.35	200.000	0.45	5.99	2.77	Subordinated
XS0867478124	HSBKZ 5.5 22	KAZAKHSTAN	5.50	21/12/22	548	100.394	101.104	1.48	5.36	5.12	1	-0.19	0.74	0.08	Sr Unsecured
XS0863524277	TAQAUH 6.625 23	UAE	3.63	12/01/23	1,250	102.849	103.481	0.86	2.71	2.51	200.000	-0.37	4.95	3.05	Sr Unsecured
US71654QB664	PEMEX 3.5 23	MEXICO	3.50	30/01/23	1,365	99.666	100.333	0.65	3.61	3.39	10,000	2.95	5.51	3.09	Sr Unsecured
XS0903465127	SOIAZ 4.75 23	AZERBAIJAN	4.75	13/03/23	1,000	103.513	104.158	0.32	3.65	3.46	200.000	-1.12	3.01	3.15	Sr Unsecured
XS0919504562	LUKOIL 4.563 23	NETHERLANDS	4.56	24/04/23	1,500	105.312	105.909	2.07	2.98	2.81	200.000	-0.45	6.16	3.21	Sr Unsecured
US71647NAP69	PETBRA 4.375 23	NETHERLANDS	4.38	20/05/23	1,406	104.452	104.953	1.66	3.07	2.93	2,000	0.90	9.07	3.29	Sr Unsecured
XS0935311240	SBERRU 5.25 23	LUXEMBOURG	5.25	23/05/23	1,000	105.408	106.090	1.95	3.65	3.45	200.000	0.47	6.94	3.24	Subordinated
XS0971721450	RUSSIA 4.875 23	RUSSIA	4.88	16/09/23	3,000	109.165	109.495	0.28	2.43	2.34	200.000	-0.47	5.99	3.60	Sr Unsecured
XS0979891925	RSHB 8.5 23	LUXEMBOURG	8.50	16/10/23	500	111.453	112.411	4.04	5.31	5.06	200.000	-0.29	10.82	3.32	Subordinated
USP30179AM09	CFELEC 4.875 24	MEXICO	4.88	15/01/24	1,250	106.013	106.711	1.11	3.35	3.18	200.000	0.04	4.61	3.82	Sr Unsecured
US836205AQ75	SOAF 4.665 24	SOUTH AFRICA	4.67	17/01/24	1,500	104.605	105.025	1.04	3.50	3.39	100.000	-0.53	7.50	3.83	Sr Unsecured
US10553YAF25	BRASKM 6.45 24	CAYMAN ISLANDS	6.45	03/02/24	750	109.937	110.604	1.15	3.93	3.77	200.000	0.01	2.93	3.76	Sr Unsecured
US71647NAM11	PETBRA 6.25 24	NETHERLANDS	6.25	17/03/24	1,586	111.973	112.484	0.35	3.33	3.22	2,000	0.74	11.01	3.90	Sr Unsecured
XS1044540547	AZERBJ 4.75 24	AZERBAIJAN	4.75	18/03/24	1,250	105.518	106.104	0.25	3.40	3.27	200.000	-1.71	4.05	4.00	Sr Unsecured
USP16259AK29	BBVASM 4.375 24	MEXICO	4.38	10/04/24	750	105.053	105.703	2.15	3.17	3.02	150.000	0.40	5.53	4.01	Sr Unsecured
US105756AR10	BRAZIL 8.875 24	BRAZIL	8.88	15/04/24	1,029	126.426	127.486	4.24	2.65	2.43	1,000	-0.90	5.97	3.74	Sr Unsecured
US31572UAE64	FIBREK 5.25 24	CAYMAN ISLANDS	5.25	12/05/24	600	106.588	107.219	2.11	3.68	3.54	2,000	-0.24	5.58	4.01	Sr Unsecured
USP1905CAE05	BRFSBZ 4.75 24	BRAZIL	4.75	22/05/24	519	102.892	103.678	1.78	4.06	3.87	200.000	1.13	12.23	4.06	Sr Unsecured
XS1075401726	EMAARM 4.564 24	CAYMAN ISLANDS	4.56	18/06/24	750	104.755	105.497	1.38	3.46	3.29	200.000	-0.50	5.63	4.17	Sr Unsecured
XS1120709669	KAZAKS 3.875 24	KAZAKHSTAN	3.88	14/10/24	1,500	106.002	106.553	1.86	2.59	2.48	200.000	-0.55	4.53	4.49	Sr Unsecured
US06120TAA60	CHINA 5 24	CHINA	5.00	13/11/24	3,000	109.198	109.486	2.00	3.04	2.98	200.000	0.05	7.14	4.45	Subordinated
US105756BV13	BRAZIL 4.25 25	BRAZIL	4.25	07/01/25	4,300	105.172	105.603	1.06	3.17	3.09	200.000	-1.11	10.23	4.66	Sr Unsecured
USP2253TJE03	CEMEX 5.7 25	MEXICO	5.70	11/01/25	1,071	102.675	103.284	1.36	5.11	4.98	200.000	0.35	1.20	0.89	1st lien
US91087BAA89	MEX 3.6 25	MEXICO	3.60	30/01/25	2,154	103.969	104.306	0.67	2.79	2.73	200.000	-0.06	7.34	4.80	Sr Unsecured
XS1187065443	ESKOM 7.125 25	SOUTH AFRICA	7.13	11/02/25	1,250	102.320	102.890	1.11	6.60	6.48	200.000	-0.29	7.05	4.37	Sr Unsecured
XS1263054519	KAZAKS 5.125 25	KAZAKHSTAN	5.13	21/07/25	2,500	112.924	113.466	1.08	2.70	2.61	200.000	-1.19	4.87	5.02	Sr Unsecured
USP989MJB04	YPFDR 8.5 25	ARGENTINA	8.50	28/07/25	1,500	78.295	79.385	1.63	14.08	13.76	1,000	20.40	-18.90	4.17	Sr Unsecured
US836205AR58	SOAF 5.875 25	SOUTH AFRICA	5.88	16/09/25	2,000	108.710	109.045	0.34	4.21	4.14	200.000	-1.69	7.31	5.03	Sr Unsecured
XS1301525207	ALBRK 10.5 25	CAYMAN ISLANDS	10.50	30/11/25	250	102.071	103.493	3.70	9.89	9.58	200.000	0.15	14.98	1.06	Subordinated
US105756AE07	BRAZIL 10.125 27	BRAZIL	10.13	15/05/27	838	142.379	143.371	3.99	3.69	3.57	1,000	-0.65	9.22	5.62	Sr Unsecured
XS1706923148	FCFIN 7.25 27	NETHERLANDS	7.25	09/11/27	150	0.000	0.000	1.47	0.00	0.00	200.000			2.56	Subordinated
XS0088543193	RUSSIA 12.75 28	RUSSIA	12.75	24/06/28	2,5										

Devlet İç Borçlanma Senetleri

İŞ YATIRIM



Tanım	Kpn%	Vade Tarihi ↓	İhraç Tarihi	Vadeye kalan (ay/yıl)	İhrac (mn TL)	Hacim (mnTL)			Son İşlem Tarihi	Son Temiz Fiyat	Birikmiş Faiz	Basit Faiz (%)	Bileşik Faiz (%)	Faiz Değ.(Δbp)			3ay Bant				Dur.	Konv.	PVBP * 100
						1G	1H	3A St.dev						1G	1H	3A	Min(%)	Mak(%)	Ort(%)	Z-skor			
İskontolu Tahviller																							
TRT111219T10		11/12/19	14/11/18	2 m	6.715	4.9	155.7	3.23	02/10/19	97.495		13.40	14.15	-2	-48	-704	14.13	25.00	19.19	-1.56			
TRT150120T32		15/01/20	16/01/19	3 m	5.147	90.5	376.7	2.77	01/10/19	96.315		13.30	13.94	-16	-97	-709	13.94	24.43	18.73	-1.73	0.27	0.00	0.27
TRT130520T14		13/05/20	15/05/19	7 m	9.133	0.2	89.1	3.89	01/10/19	92.291		13.55	13.90	-10	-82	-734	13.90	26.52	20.14	-1.61			
TRT100620T16		10/06/20	12/06/19	8 m	7.096	61.7	163.2	2.93	02/10/19	91.448		13.60	13.88	0	-82	-745	13.88	24.51	18.83	-1.69	0.64	0.01	0.58
TRT160920T25		16/09/20	10/07/19	12 m	16.747	0.0	600.2	1.70	02/10/19								13.73	20.63	16.54		0.90	0.01	0.75

Sabit Kuponlu Tahviller																							
TRT131119T19	6.5	13/11/19	15/11/17	1 m	16.836	33.1	465.3	3.44	02/10/19	99.900	5.04	13.27	14.08	-7	-64	-869	13.83	25.29	19.29	-1.51	0.11	0.00	0.12
TRT150120T16	5.25	15/01/20	27/01/10	3 m	11.626	15.2	187.6	3.53	02/10/19	99.150	2.25	13.30	13.94	17	-21	-652	13.77	26.12	19.95	-1.70	0.27	0.00	0.28
TRT050220T17	3.7	05/02/20	11/02/15	4 m	13.444	0.0	118.0	3.86	02/10/19		1.16						14.15	27.23	20.31				
TRT080720T19	4.7	08/07/20	15/07/15	9 m	17.092	79.0	328.7	3.85	02/10/19	97.150	2.20	13.38	13.83	-6	-71	-698	13.65	26.65	19.32	-1.42	0.69	0.01	0.69
TRT120820T12	11.5	12/08/20	15/08/18	10 m	19.577	2.2	66.7	3.77	01/10/19	107.650	3.10	13.29	13.73	16	-74	-619	13.57	26.99	18.91	-1.37	0.76	0.01	0.85
TRT170221T12	5.35	17/02/21	24/02/16	17 m	15.689	136.7	1,787.1	3.86	02/10/19	96.500	1.26	13.54	14.00	-7	-22	-486	13.71	26.68	18.61	-1.19	1.22	0.02	1.20
TRT210421T14	10.45	21/04/21	24/04/19	19 m	17.115	17.9	472.8	3.83	02/10/19	109.800	9.30	13.67	14.14	-1	-6	-503	13.88	26.10	18.79	-1.21	1.22	0.02	1.46
TRT220921T18	4.6	22/09/21	28/09/16	24 m	15.392	119.3	1,162.9	3.25	02/10/19	92.700	0.20	13.53	13.99	1	-20	-392	13.74	25.27	17.97	-1.23	1.72	0.04	1.61
TRT120122T17	4.75	12/01/22	25/01/12	28 m	10.586	19.3	158.7	3.66	02/10/19	92.100	2.04	13.62	14.08	6	-26	-415	13.77	26.61	18.49	-1.20	1.92	0.05	1.82
TRT020322T17	5.5	02/03/22	08/03/17	29 m	16.836	26.8	236.0	3.70	02/10/19	94.800	0.88	13.58	14.04	-44	-26	-367	13.59	26.55	18.55	-1.22	2.02	0.05	1.94
TRT170822T15	5.35	17/08/22	23/08/17	35 m	15.300	6.2	115.3	3.62	02/10/19	93.600	1.26	13.44	13.89	19	-39	-365	13.70	25.66	18.74	-1.34	2.34	0.07	2.23
TRT140922T17	4.25	14/09/22	26/09/12	36 m	10.771	39.5	1,104.0	2.74	30/09/19	88.650	0.30	13.26	13.70	-11	-58	-326	13.62	23.39	17.43	-1.36	2.48	0.08	2.22
TRT180123T10	6.1	18/01/23	24/01/18	40 m	14.524	48.1	676.1	2.64	02/10/19	96.901	2.38	13.37	13.82	-4	-46	-336	13.66	23.24	17.35	-1.34	2.56	0.09	2.56
TRT080323T10	3.55	08/03/23	20/03/13	42 m	16.985	5.0	74.7	3.19	02/10/19	82.900	0.43	13.47	13.92	5	-24	-325	13.87	25.14	18.05	-1.29	2.85	0.10	2.39
TRT140623T19	8.1	14/06/23	20/06/18	45 m	10.660	5.6	21.2	3.38	02/10/19	107.520	4.72	13.53	13.99	7	-47	-301	13.65	25.05	19.02	-1.49	2.65	0.10	3.00
TRT270923T11	4.4	27/09/23	09/10/13	49 m	12.935	23.9	199.5	2.87	01/10/19	86.446		13.28	13.72	-9	-88	-349	13.68	24.56	17.67	-1.38	3.18	0.13	2.76
TRT181023T19	10.05	18/10/23	24/10/18	49 m	2.601	0.6	26.1	2.76	01/10/19	120.000	8.89	13.53	13.99	10	-64	-311	13.89	24.33	18.10	-1.49	2.66	0.10	3.44
TRT200324T13	5.2	20/03/24	02/04/14	54 m	7.586	0.1	50.6	2.87	02/10/19	89.850	0.23	13.49	13.94	14	-38	-307	13.72	24.59	17.65	-1.29	3.39	0.15	3.08
TRT240724T15	4.5	24/07/24	06/08/14	59 m	12.673	37.0	360.6	2.56	02/10/19	84.700	1.58	13.40	13.85	-3	-36	-308	13.62	23.43	17.24	-1.33	3.61	0.17	3.13
TRT120325T12	4	12/03/25	25/03/15	66 m	18.868	21.6	228.1	2.35	02/10/19	79.897	0.33	13.29	13.73	9	-70	-318	13.48	22.73	17.19	-1.47	4.08	0.21	3.30
TRT110226T13	5.3	11/02/26	24/02/16	77 m	20.447	461.9	3,597.2	1.67	02/10/19	88.750	1.25	13.26	13.70	-15	-45	-243	13.50	20.29	16.56	-1.71	4.31	0.25	3.90
TRT240227T17	5.5	24/02/27	08/03/17	90 m	16.108	36.5	280.2	1.78	02/10/19	88.800	0.88	13.43	13.88	16	-39	-244	13.52	20.59	16.75	-1.61	4.72	0.30	4.27
TRT110827T16	5.25	11/08/27	23/08/17	96 m	18.789	73.9	619.7	1.51	01/10/19	86.450	1.21	13.32	13.76	-6	-39	-234	13.49	19.92	16.50	-1.82	4.92	0.33	4.33
TRT080328T15	6.2	08/03/28	21/03/18	103 m	10.587	14.3	338.8	1.68	02/10/19	95.250		13.35	13.80	6	-43	-215	13.58	21.53	16.54	-1.63			

Değişken Faizli Tahviller																							
TRT110320T18	10.51	11/03/20	20/03/13	5 m	15.199	0.5	150.3		30/09/19	103.000	1.15										0.48	0.00	0.44
TRT111120T18	9.31	11/11/20	20/11/13	14 m	14.612	1.1	40.4	1.03	30/09/19	102.000	7.10						9.41	11.87	10.33		0.27	0.00	0.13
TRT190521T17	10.45	19/05/21	28/05/14	20 m	12.869	1.1	11.8	1.11	30/09/19	100.500	7.56						9.22	11.86	10.55		0.29	0.00	0.14
TRT200422T14	9.4	20/04/22	29/04/15	31 m	12.604	27.3	127.1	0.87	30/09/19	100.850	8.26						8.91	11.66	10.79		0.26	0.01	0.07
TRT050624T19	10.45	05/06/24	14/06/17	57 m	12.739	2.2	4.2		30/09/19	101.500	6.37												
TRT020725T10	10.79	02/07/25	11/07/18	70 m	2.833	0.2	0.2		13/07/18	92.200													
TRT060825T15	10.82	06/08/25	15/08/18	71 m	17.090	41.1	342.8		12/09/19	99.900	1.78										0.71	0.02	0.39

TÜFE'ye Endeksli Tahviller																							
TRT010420T19	2.0	01/04/20	14/04/10	6 m	7.736	1.2	74.8	0.88	30/09/19	100.500	1.99	3.00	3.02	-84			2.36	6.22	3.54	-0.59	0.46	0.00	0.59

Devlet İç Borçlanma Senetleri



Tanım	Kpn%	Vade Tarihi ↑	İhraç Tarihi	Vadeye kalan (ay/yıl)	İhrac (mn TL)	Hacim (mnTL)			Son İşlem Tarihi	Son Temiz Fiyat	Birikmiş Faiz	Basit Faiz (%)	Bileşik Faiz (%)	Faiz Değ.(Δbp)			3ay Bant				Dur.	Konv.	PVBP * 100	
						1G	1H	3A St.dev						1G	1H	3A	Min(%)	Mak(%)	Ort(%)	Z-skor				
TRT060121T16	1.5	06/01/21	19/01/11	15 m	7.509	1.1	16.5	0.62	30/09/19	99.300	0.68	3.56	3.59	-67			2.03	4.90	2.90	1.11	1.36	0.03	1.41	
TRT210721T11	1.5	21/07/21	03/08/11	22 m	9.304	1.1	524.0	0.31	30/09/19	99.200	0.57	3.46	3.49	0	-12	-42	3.11	4.40	3.66	-0.53	1.81	0.05	1.90	
TRT230222T13	1.5	23/02/22	07/03/12	29 m	9.800	20.6	41.2	0.58	01/10/19	98.500	0.29	3.66	3.69	-4			2.28	4.76	2.99	1.21	2.30	0.07	2.37	
TRT261022T10	1.0	26/10/22	07/11/12	37 m	10.355	2.0	146.3	0.55	30/09/19	95.100	0.84	3.70	3.73	-50			2.09	4.55	2.93	1.45	2.86	0.11	2.87	
TRT030523T13	0.5	03/05/23	15/05/13	44 m	9.152	0.9	9.6	0.53	30/09/19	91.000	0.40	3.69	3.72	-26			1.77	4.36	2.78	1.78	3.35	0.14	3.04	
TRT020823T11	1.5	02/08/23	14/08/13	47 m	8.477	3.7	105.1	0.47	30/09/19	97.750	0.45	3.63	3.66	-1			2.57	4.42	3.17	1.05	3.45	0.15	3.34	
TRT081123T10	1.4	08/11/23	20/11/13	50 m	8.497	0.9	125.0	0.69	30/09/19	96.201	1.07	3.80	3.84	-6	-26		1.82	4.24	2.94	1.30	3.65	0.17	3.48	
TRT100124T17	2.1	10/01/24	16/01/19	52 m	13.041	0.5	12.3	0.13	30/09/19	101.500	0.88	3.82	3.86	-16			3.84	4.14	3.95	-0.68				
TRT080524T17	1.2	08/05/24	21/05/14	56 m	5.745	0.8	8.0	0.60	30/09/19	94.051	0.92	3.82	3.86	-29			1.61	4.27	2.78	1.78	4.07	0.21	3.60	
TRT050624T35	2.1	05/06/24	12/06/19	57 m	7.660	1.1	51.3	0.11	30/09/19	101.500	1.25	3.75	3.79	0			3.79	4.05	3.90	-0.96	4.00	0.20	2.22	
TRT180924T11	1.0	18/09/24	01/10/14	60 m	8.054	0.8	7.6	0.58	30/09/19	92.101	0.03	3.75	3.79	-31			2.01	4.44	2.90	1.54	4.43	0.24	3.72	
TRT160425T17	1.0	16/04/25	29/04/15	67 m	8.822	0.8	4.5	0.56	30/09/19	90.351	0.88	3.95	3.99	-15			2.14	4.44	2.93	1.90	4.86	0.29	3.90	
TRT140126T11	1.4	14/01/26	27/01/16	77 m	11.401	0.7	3.8	0.40	30/09/19	93.001	0.51	3.96	4.00	-7			2.41	4.23	2.86	2.84	5.36	0.35	4.16	
TRT070727T13	1.5	07/07/27	19/07/17	94 m	6.581	0.6	15.4	0.56	30/09/19	93.001	0.61	3.95	3.99	3			2.79	4.60	3.52	0.84	6.37	0.49	4.32	
TRT120128T11	1.5	12/01/28	24/01/18	101 m	7.585	0.6	14.0	0.95	30/09/19	92.651	0.55	3.95	3.99	-42			2.91	5.93	3.83	0.17	6.74	0.54	4.45	
TRT280628T18	1.7	28/06/28	11/07/18	106 m	6.244	1.1	1.4	0.24	28/06/19	93.500	1.54	4.17	4.21	4			3.77	4.21	4.05	0.66				

Kamu Kira Sertifikası

TRD120220T16	6.36	12/02/20	14/02/18	4 m	1.876	2.7	34.0	2.14	02/10/19	100.300	1.75	11.70	12.14	29	-34	-630	11.85	18.94	16.04	-1.82	0.34	0.00	0.35
TRD230920T24	12.2	23/09/20	26/09/18	12 m	1.700	1.7	18.6	2.68	02/10/19	110.500	0.54	12.67	13.07	-3	-54	-638	13.07	21.41	17.75	-1.74	0.87	0.01	0.97
TRD181120T19	8.95	18/11/20	21/11/18	14 m	3.241	0.0	2.2	1.82	02/10/19		6.59						14.31	20.51	17.98		0.94	0.01	1.05
TRD100221T17	8.8	10/02/21	13/02/19	17 m	1.479	7.0	16.0	2.39	01/10/19	105.500	2.37	13.04	13.47	-17		-607	13.47	20.80	17.74	-1.79	1.17	0.02	1.27
TRD160621T17	10.55	16/06/21	19/06/19	21 m	1.606	0.4	10.8	2.58	02/10/19	112.350	6.11	12.79	13.20	-7	-47	-618	13.20	22.21	17.12	-1.52	1.36	0.03	1.62
TRD140721T18	4.7	14/07/21	20/07/16	22 m	0.908	0.0	1.3	2.17	02/10/19		2.01						13.49	21.06	17.77		1.53	0.03	1.46
TRD180821T13									02/10/19														
TRD100822T10	5.38	10/08/22	16/08/17	35 m	1.184	2.8	28.7	1.30	02/10/19	94.750	1.48	13.00	13.42	-12			13.42	20.42	17.92	-3.47	2.33	0.07	2.25

Özel Sektör Tahvilleri (TL)

İŞ YATIRIM

Kodu	Enstrüman	Kpn	Vade ↑	İhraç T.	Çıkış Spread	Alış Fiyatı	Bir son. kupon t.	Toplam İhrac	Son İşlem Tarihi	Temiz Fiyat	Birikmiş Faiz	Getiri (%)	Faiz Δ Son İki İşgünü			Fiyat Değ.			Hacim Ort.		Spread Bilgisi (bps)			Dur.	Konv.	P/BP * 100					
													1G(Δ)	1H(Δ)	3A(Δ)	1G(Δ)	1H(Δ)	3A(Δ)	1H	3A	Son	3A Min.	3A Maks.				3A Ort.				
Özkaynak Hes.Dahil Borç.Araçları																															
TRSTISB72712	Türkiye İş Bankası A.Ş	19.71	27/07/27	08/08/17	350	4	05/11/2019	1,100.00	25/09/19	100.000	2.75							0	1.52	2.05											
TRSVKFB92719	Türkiye Vakıflar Bankası	18.22	06/09/27	18/09/17	350	4	16/12/2019	525.00	25/07/19		2.37								2.13	0.63									0.15		
TRSTHALE2716	Türkiye Halk Bankası	18.21	22/10/27	20/10/17	350	12	15/10/2019	1,000.00	23/09/19	99.914	0.55							-0.046		4.33	0.80										
TRSSKBKA2716	Şekerbank T.A.Ş.	19.59	10/12/27	22/12/17		12	21/10/2019	500.00	01/08/19	97.576	0.62							-2.046		2.80	0.97								0.05		
TRSSKBK52818	Şekerbank T.A.Ş.	18.96	11/05/28	24/05/18	475	12	21/10/2019	150.00	08/01/19	99.172	1.12								0.00	0.71									0.03		
TRSTHAL62811	Türkiye Halk Bankası	14.10	04/07/28	03/07/18		2	01/01/2020	1,950.00																							
TRSTHAL92826	Türkiye Halk Bankası	12.79	13/09/28	26/09/18		2	25/03/2020	2,979.80																							
TRSEXIM92818	Türkiye İhracat Kredi E	12.51	14/09/28	27/09/18		2	26/03/2020	2,901.76																							
TRSFIBA10016	Fibabanka A.Ş.	23.53	12/03/29	20/03/19		4	18/12/2019	100.00																							
TRSTISB62911	Türkiye İş Bankası A.Ş	17.12	06/06/29	19/06/19		4	18/12/2019	800.00	19/09/19	100.000	0.09							0	0	0.87	0.12									0.24	
TRSYKBK62914	Yapı Ve Kredi Bankası	16.44	20/06/29	03/07/19			02/01/2020	500.00	27/09/19										0.15	0.01											

Kira Sertifikaları (Kot içi)

TRDVVRKE1913	Vakıf Varlık Kiralama	23.00	03/10/19	12/06/19			03/10/2019	250.00	02/10/19	100.022	7.06	15							0.79	0.19												
TRDBRKTE1911	Bereket Varlık Kiralaları	22.00	04/10/19	28/06/19			04/10/2019	500.00	02/10/19	100.039	5.85	15.09	125	17	-0.029	-0.14			3.93	0.93			0.00	0.000	0.00							
TRDNVKA1912	Nürol Varlık Kiralama	26.35	04/10/19	14/06/19			04/10/2019	50.00	30/09/19		7.87								1.20	0.13			0.01	0.000	0.01							
TRDTFVKE1929	Türkiye Finans Varlık Kiralama	0.00	07/10/19	07/08/19			07/10/2019	500.00	17/09/19	100.154		15.96	-15			0			2.50	0.43												
TRDHVKA1910	Halk Varlık Kiralama	23.70	08/10/19	14/06/19			08/10/2019	75.00	27/09/19		7.01								0.00	0.01												
TRDKTVKE1955	Kuveyt Türk Kira Sertifikası	16.80	09/10/19	09/08/19			09/10/2019	325.00	19/09/19										0.08	0.01												
TRDKTVKE1930	Kuveyt Türk Kira Sertifikası	17.25	09/10/19	31/07/19			09/10/2019	50.00	02/10/19			3.02							0.00	0.44												
TRDKTVKE1948	Kuveyt Türk Kira Sertifikası	17.25	09/10/19	31/07/19			09/10/2019	20.00	17/09/19	100.050		2.32	17.32	41		-0.05			1.57	0.19												
TRDKTVKE1914	Kuveyt Türk Kira Sertifikası	21.40	10/10/19	02/07/19			10/10/2019	210.00	27/09/19	100.250	5.28	14.59							0.05	0.03			0.03	0.000	0.03							
TRDVVRKE1954	Vakıf Varlık Kiralama	18.50	10/10/19	01/08/19			10/10/2019	450.00	02/10/19	100.068	3.19	16.06	-44	78	0.001	-0.09			13.50	1.43												
TRDABVKE1916	Aktif Bank Sukuk Varlığı		11/10/19	19/07/19			11/10/2019	75.00	02/08/19										0.00	0.00												
TRDZKVE1916	Ziraat Katılım Varlık Kiralama	24.42	11/10/19	05/07/19			11/10/2019	300.00	30/09/19		5.89								0.15	0.12			0.03	0.000	0.03							
TRDBRKTE1929	Bereket Varlık Kiralaları	21.00	16/10/19	12/07/19			16/10/2019	300.00	30/09/19	100.000	4.66	22.13							0.28	0.03			0.04	0.000	0.04							
TRDBRKTE1945	Bereket Varlık Kiralaları	18.50	16/10/19	09/08/19			16/10/2019	100.00	30/09/19	100.000	2.69	19.67							1.45	0.20			0.04	0.000	0.04							
TRDVVRKE1962	Vakıf Varlık Kiralama		16/10/19	26/08/19			16/10/2019	100.00																								
TRDVVRKE1988	Vakıf Varlık Kiralama	16.15	16/10/19	28/08/19			16/10/2019	165.00	04/09/19										0.00	0.00												
TRDNVKA1920	Nürol Varlık Kiralama	24.00	17/10/19	27/06/19			17/10/2019	50.00	02/10/19	100.307	6.44	16.7	-104			-0.052			1.93	0.17			0.04	0.000	0.04							
TRDKTVKE1922	Kuveyt Türk Kira Sertifikası	20.25	18/10/19	09/07/19			18/10/2019	230.00	23/09/19	100.375	4.27	15.1	71			-0.095			0.20	0.40												
TRDHVKA1928	Halk Varlık Kiralama	31.17	22/10/19	25/06/19			22/10/2019	188.00	30/09/19		8.37								0.30	0.02			0.05	0.000	0.06							
TRDVVRKE1947	Vakıf Varlık Kiralama	20.75	24/10/19	18/07/19			24/10/2019	275.00	30/09/19		4.26								0.87	0.25			0.06	0.000	0.07							
TRDZKVE1924	Ziraat Katılım Varlık Kiralama	4.92	25/10/19	26/07/19			25/10/2019	400.00	01/10/19		0.92								3.91	0.54												
TRDABVKE1924	Aktif Bank Sukuk Varlığı		25/10/19	23/08/19			25/10/2019	50.00	02/10/19										0.00	0.00												
TRDTFVKE1911	Türkiye Finans Varlık Kiralama		28/10/19	29/07/19			28/10/2019	650.00	01/10/19										1.30	0.10												
TRDKTVKE1963	Kuveyt Türk Kira Sertifikası		31/10/19	27/08/19			31/10/2019	380.00	02/10/19	100.250	13.71	-49	-13			0.027	-0.05		23.23	1.81			0.07	0.000	0.08							
TRDKTVK1924	Kuveyt Türk Kira Sertifikası		04/11/19	05/09/19			04/11/2019	90.00	17/09/19	100.058	15.42	-8				0.008			0.34	0.03												
TRDBRKTK1921	Bereket Varlık Kiralaları	18.50	08/11/19	02/08/19			08/11/2019	500.00	01/10/19		3.09								2.18	0.28			0.09	0.001	0.10							
TRDABVKK1926	Aktif Bank Sukuk Varlığı		08/11/19	09/08/19			08/11/2019	100.00	16/09/19										0.09	0.01												
TRDTFVKK1913	Türkiye Finans Varlık Kiralama		15/11/19	20/08/19			15/11/2019	400.00	30/09/19	100.406		14.02	-30						4.72	0.56												
TRDZKVK1918	Ziraat Katılım Varlık Kiralama		15/11/19	09/08/19			15/11/2019	650.00	01/10/19										1.04	0.20												
TRDHVKA1912	Halk Varlık Kiralama		19/11/19	30/07/19			19/11/2019	200.00	20/09/19	100.880	14.45	-22				0.019			0.41	0.05												
TRDKTVK1916	Kuveyt Türk Kira Sertifikası		20/11/19	23/08/19			20/11/2019	50.00																								
TRDBRKTK1939	Bereket Varlık Kiralaları	17.00	22/11/19	21/08/19			22/11/2019	250.00	30/09/19	100.000	1.91	17.93	268	322		-0.36	-0.47		1.81	0.43			0.13	0.001	0.14							
TRDBRKTK1954	Bereket Varlık Kiralaları		28/11/19	09/09/19			28/11/2019	104.00																								
TRDABVKK1918	Aktif Bank Sukuk Varlığı	26.07	29/11/19	30/11/18			29/11/2019	25.00	01/10/19		21.86								0.10	0.23												
TRDBRKTA1915	Bereket Varlık Kiralaları	16.25	04/12/19	28/08/19			04/12/2019	500.00	30/09/19	100.000	1.51																					

Özel Sektör Tahvilleri (TL)

İŞ YATIRIM



Kodu	Enstrüman	Kpn	Vade †	İhraç T.	Çıkış Spread	Alış Fiyatı	Bir son. kupon t.	Toplam İhraç	Son İşlem Tarihi	Temiz Fiyat	Birikmiş Faiz	Getiri (%)	Faiz Δ Son İki İşgünü			Fiyat Değ.			Hacim Ort.		Spread Bilgisi (bps)			Dur.	Konv.	PV/BP * 100	
													1G(Δ)	1H(Δ)	3A(Δ)	1G(Δ)	1H(Δ)	3A(Δ)	1H	3A	Son	3A Min.	3A Maks.				3A Ort.
TRFZORNA1925	Zorlu Enerji Elektrik Ü		05/12/19	14/06/19				28.65	27/08/19										0.07	0.01							
TRFKORTA1934	Korteks Mensucat Sar		05/12/19	26/07/19				16.26	31/07/19	92.889		23.61							0.04	0.00							
TRFSKFHA1912	Şeker Faktoring Hizm		06/12/19	09/08/19				25.00	19/08/19	94.564		20.58							0.00	0.00							
TRFEKOFA1919	Eko Faktoring A.Ş.		06/12/19	09/08/19				10.44	16/08/19	93.957		22.52							0.54	0.04							
TRFAKYBA1915	Aktif Yatırım Bankası /		12/12/19	13/12/18				298.38																			
TRFVKFBA1913	Türkiye Vakıflar Banke		13/12/19	21/06/19				77.71																			
TRFTHALA1956	Türkiye Halk Bankası /		25/12/19	09/09/19				261.00																			
TRFTHALA1923	Türkiye Halk Bankası /		31/12/19	11/07/19				427.00																			
TRFTISB12020	Türkiye İş Bankası A.Ş		06/01/20	11/07/19				413.95	05/08/19										0.00	0.00							
TRFTISB12046	Türkiye İş Bankası A.Ş		06/01/20	08/08/19				1,131.34	20/09/19										0.00	0.00							
TRFTERA12015	Tera Menkul Değerler		07/01/20	12/07/19				30.00	20/09/19	93.123		26.95							3.07	0.24							
TRFEKOF12010	Eko Faktoring A.Ş.		08/01/20	05/09/19				5.92	19/09/19										0.00	0.00			0.27	0.002	0.27		
TRFVKFB12011	Türkiye Vakıflar Banke		10/01/20	08/05/19				6.15																			
TRFVKFB12029	Türkiye Vakıflar Banke		10/01/20	26/07/19				254.90	17/09/19										0.00	0.00							
TRFTISB12012	Türkiye İş Bankası A.Ş		13/01/20	07/02/19				21.24																			
TRFTHAL12011	Türkiye Halk Bankası /		13/01/20	17/07/19				206.00																			
TRFBASR12013	Başer Faktoring A.Ş.		14/01/20	24/07/19				4.00	20/09/19	93.166		24.95							0.53	0.04							
TRFBASR12021	Başer Faktoring A.Ş.		17/01/20	24/07/19				6.00	01/10/19										1.55	0.12							
TRFKORT12021	Korteks Mensucat Sar		29/01/20	29/08/19				80.00	25/09/19	90.616		33.04	753		-0.98				0.07	0.01			0.30	0.002	0.28		
TRDFKT22010	Doruk Faktoring A.Ş.	20.95	12/02/20	26/08/19			12/02/2020	68.00	01/10/19		2.12								0.00	0.00							
TRFULFK22011	Ulusal Faktoring A.Ş.		14/02/20	26/08/19				15.00	26/09/19										0.00	0.00							
TRFAKYB22015	Aktif Yatırım Bankası /		24/02/20	25/02/19				300.00																			
TRFHYYTV22019	Hayat Varlık Yönetim /		28/02/20	06/09/19				35.00	16/09/19	92.313		21.65	6		0.427				0.79	0.06							
TRFMLPC22014	Mlp Sağlık Hizmetleri /		28/02/20	03/09/19				112.85	16/09/19										0.00	0.00							
TRFTISB42019	Türkiye İş Bankası A.Ş		06/04/20	11/07/19				544.71	18/07/19										0.00	0.00							
TRFAKYB52012	Aktif Yatırım Bankası /		27/05/20	29/05/19				91.98		83.288		23.6							0.04	0.00							
TRFNURL62016	Nurol Yatırım Bankası /		25/06/20	27/06/19				100.00																			
TRFAKYB72010	Aktif Yatırım Bankası /		08/07/20	10/07/19				400.00	07/08/19										0.07	0.01							
TRSTISB82018	Türkiye İş Bankası A.Ş		10/08/20	08/08/19				133.98	15/08/19										0.00	0.00							

Özel Sektör Tahvilleri (TL)

İŞ YATIRIM \$

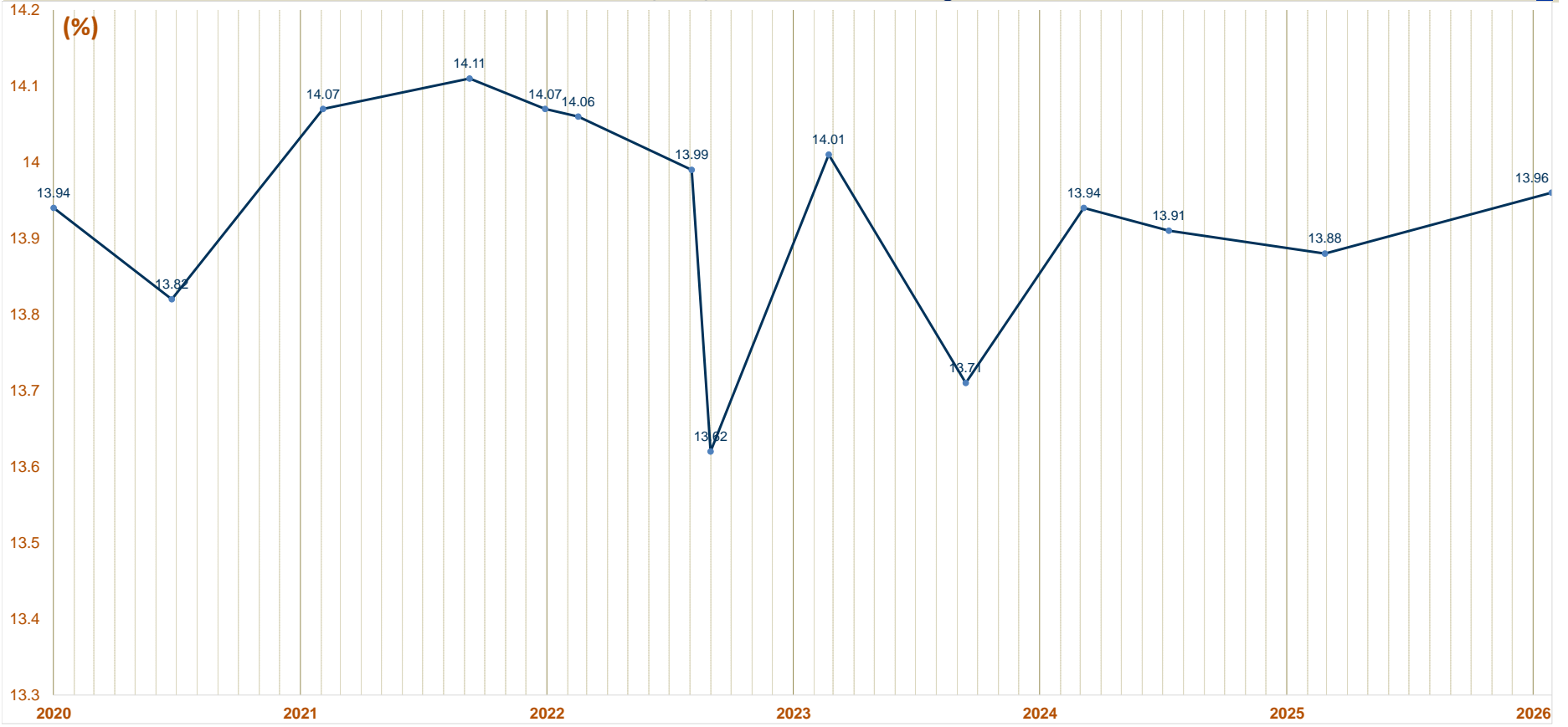
Kodu	Enstrüman	Kpn	Vade †	İhraç T.	Çıkış Spread	Alış Fiyatı	Bir son. kupon t.	Toplam İhrac	Son İşlem Tarihi	Temiz Fiyat	Birikmiş Faiz	Getiri (%)	Faiz Δ Son İki İşgünü			Fiyat Değ.			Hacim Ort.		Spread Bilgisi (bps)			Dur.	Konv.	PVB/P * 100				
													1G(Δ)	1H(Δ)	3A(Δ)	1G(Δ)	1H(Δ)	3A(Δ)	1H	3A	Son	3A Min.	3A Maks.				3A Ort.			
TRPAK9E82019	Aktif Yatırım Bankası /		31/08/20	19/03/18				18.25																						
TRPAK882017	Aktif Yatırım Bankası /		31/08/20	08/12/17				32.60																						
TRPAK1092010	Aktif Yatırım Bankası /		18/09/20	20/09/18				18.60																						
TRPAK8K2017	Aktif Yatırım Bankası /		30/11/20	08/12/17				31.65																						
TRPAK9EK2011	Aktif Yatırım Bankası /		30/11/20	19/03/18				18.00																						
TRPAK10A2011	Aktif Yatırım Bankası /		18/12/20	20/09/18				17.60																						
TRPAK5FA2016	Aktif Yatırım Bankası /		29/12/20	15/09/17				6.85																						
TRPAK9E22114	Aktif Yatırım Bankası /		26/02/21	19/03/18				16.10																						
TRPAK822112	Aktif Yatırım Bankası /		26/02/21	08/12/17				29.60																						
TRPAK1032115	Aktif Yatırım Bankası /		19/03/21	20/09/18				16.60																						
TRPAK852119	Aktif Yatırım Bankası /		31/05/21	08/12/17				23.85																						
TRPAK9E52111	Aktif Yatırım Bankası /		31/05/21	19/03/18				13.30																						
TRPAK1062112	Aktif Yatırım Bankası /		18/06/21	20/09/18				14.00																						
TRPAK1092119	Aktif Yatırım Bankası /		17/09/21	20/09/18				10.75																						
TRPAK9E92117	Aktif Yatırım Bankası /		24/09/21	19/03/18				9.15																						
TRPAK8E2114	Aktif Yatırım Bankası /		26/10/21	08/12/17				17.25																						
TRPAK10A2110	Aktif Yatırım Bankası /		17/12/21	20/09/18				8.75																						
TRPAK1032214	Aktif Yatırım Bankası /		18/03/22	20/09/18				7.30																						
TRPAK1132212	Aktif Yatırım Bankası /	21.50	22/03/22	19/03/19			4	19/03/2020	225.00																					
TRPAK1082219	Aktif Yatırım Bankası /		02/08/22	20/09/18				5.55																						
TRPKYVFA2318	T.K.Y.B Varlık Finansr	16.99	07/12/23	07/12/18			4	07/12/2019	3,150.00	09/08/19	107.000	3.21					0.43		0.83	0.07					2.87	0.115	3.29			
TRPTYV232410	T.K.Y.B Varlık Finansr		15/03/24	15/03/19					1,000.00	09/08/19	106.500						5.07		1.45	0.11										

Banka Bonoları (Kot içi kuponlu)

Finansman Bonoları

Devlet İ Borlanma Senetleri Verim Eđrisi

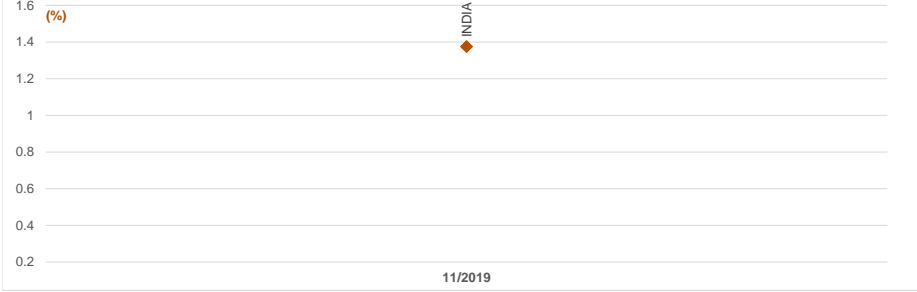
İŐ YATIRIM



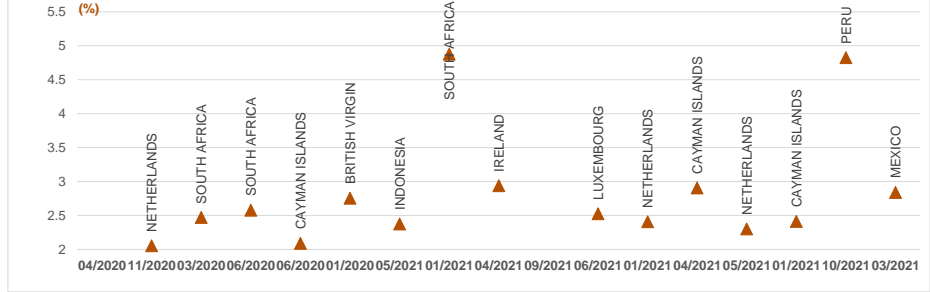
Yurtdışı Devlet ve Özel Sektör Eurotahvilleri

İŞ YATIRIM

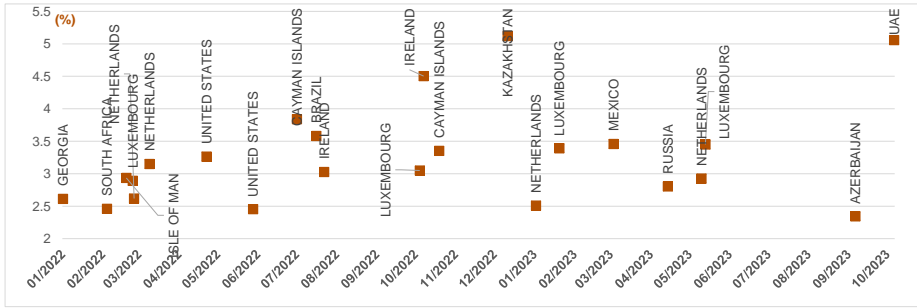
2018-2019 Yılları Eurobond



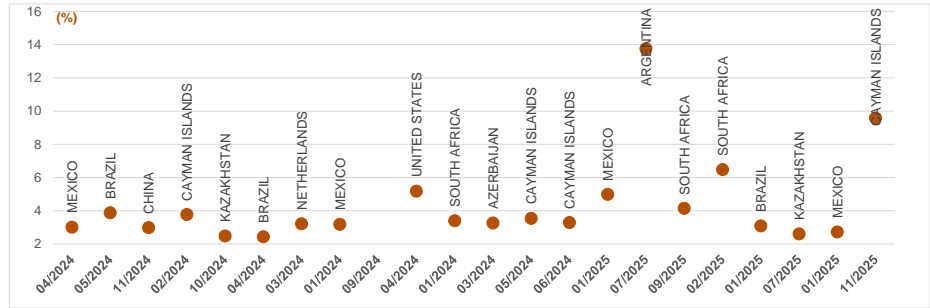
2020-2021 Yılları Eurobond



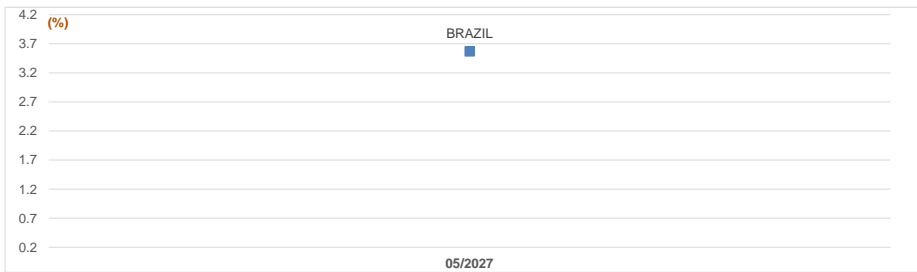
2022-2023 Yılları Eurobond



2024-2025 Yılları Eurobond



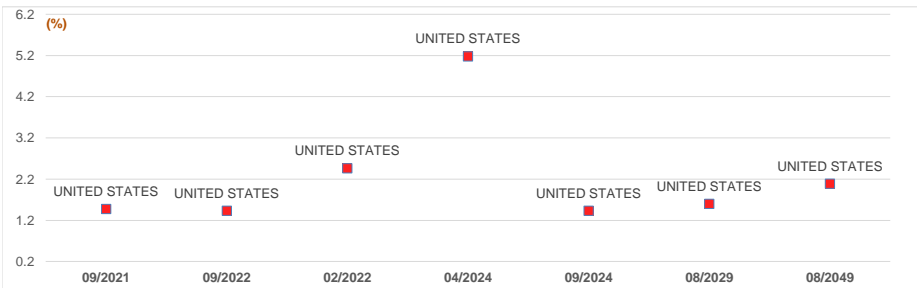
2026-2027 Yılları Eurobond



2028-2029 Yılları Eurobond



ABD Tahvilleri



Kredi Notları -Türk ve Yurtdışı Devlet ve Özel Sektör Eurotahvilleri

İŞ YATIRIM

Ulke ve Şirket Görünüm & Notları		Moody's				Fitch				S&P			
ISIN	Ticker	Vade 1	Kur	Getiri (%)	Rating	Uzun Dönem YP	Görünüm	Rating	Uzun Dönem YP	Görünüm	Rating	Uzun Dönem YP	Görünüm
TÜRKİYE													
XS1057541838	GARAN 4.75 19	10/2019	USD	-1.23	B2		NEG	B+		NEG		NR	
XS102898915	YKBNK 5.125 19	10/2019	USD	-1.982	B2		NEG	B+		NEG		NR	STABLE
XS1117601796	TSKBTT 5.375 19	10/2019	USD	1.258	B3		NEG	B+		NEG		B+	STABLE
US900123AF62	TURKEY 7.5 19	11/2019	USD	1.87	B1	B1	NEG	BB		NEG	NR	B+	STABLE
XS0874440888	YKBNK 4.20	01/2020	USD	2.635	B2		NEG	B+		NEG		B+	STABLE
XS111101314	AKBNK 4.20	01/2020	USD	2.581	B2		NEG	B+		NEG		B+	STABLE
XS0862347072	HALKBK 3.875 20	02/2020	USD	3.22	B3		NEG	B+		NEG		B+	STABLE
XS1219733752	TSKBTT 5.125 20	04/2020	USD	3.898	B3		NEG	B+		NEG		B+	STABLE
XS0222615819	KCHOL 3.5 20	04/2020	USD	2.988	B1		NEG	B+		NEG		BB-	STABLE
US95898AAA79	KCHOL 3.5 20	04/2020	USD	2.785	B1		NEG	B+		NEG		BB-	STABLE
XS1121459074	ISCTR 5 20	04/2020	USD	3.629	B3		NEG	B+		NEG		B+	STABLE
XS1132450427	YASARH 8.875 20	05/2020	USD	29.53	WR		NEG	B+		NEG		B+	STABLE
US90016AA498	SISET 4.125 20	05/2020	USD	2.988	B1		NEG	BB		NEG	NR	NR	STABLE
XS0927634807	SISET 4.125 20	05/2020	USD	2.388	B1		NEG	BB		NEG	NR	NR	STABLE
XS0503454166	TURKEY 5.125 20	05/2020	EUR	0.375	B1	B1	NEG	BB		NEG	NR	B+	STABLE
US900123AX87	TURKEY 7 20	06/2020	USD	3.001	B1	B1	NEG	BB		NEG	NR	B+	STABLE
XS0957598070	MERSIN 5.875 20	08/2020	USD	5.057	B1		NEG	BB		NEG		B+	STABLE
JP579200HQ1	TURKEY 1.81 20	12/2020	JPY	0.794	B1		NEG	BB		NEG		B+	STABLE
JP579200HQ4	TURKEY 1.81 20	12/2020	JPY	0.794	B1		NEG	BB		NEG		B+	STABLE
JP579200HQ6	TURKEY 1.81 20	12/2020	JPY	0.719	B1		NEG	BB		NEG		B+	STABLE
JP579200HQ1	TURKEY 1.81 20	12/2020	JPY	0.641	B1		NEG	BB		NEG		B+	STABLE
JP579200HQ0	TURKEY 1.81 20	12/2020	JPY	0.688	B1		NEG	BB		NEG		B+	STABLE
JP579200HQ2	TURKEY 1.81 20	12/2020	JPY	0.667	B1		NEG	BB		NEG		B+	STABLE
JP579200HQ9	TURKEY 1.81 20	12/2020	JPY	0.642	B1		NEG	BB		NEG		B+	STABLE
JP579200CH8	TURKEY 1.81 20	12/2020	JPY	0.704	B1		NEG	BB		NEG		B+	STABLE
JP579200HQ3	TURKEY 1.81 20	12/2020	JPY	0.705	B1		NEG	BB		NEG		B+	STABLE
XS1345632811	EXCRTU 5.375 21	02/2021	USD	5.145	B2	B2	NEG	B+		NEG	NR	NR	
XS1188073081	HALKBK 4.75 21	02/2021	USD	6.472	B3		NEG	B+		NEG		B+	STABLE
JP579200ABF8	TURKEY 1.87 21	03/2021	JPY	0.503	B1		NEG	WD		NEG		B+	STABLE
US900123BH09	TURKEY 5.625 21	03/2021	USD	3.68	B1		NEG	B+		NEG	NR	NR	STABLE
USM89311AA71	GARAN 6.25 21	04/2021	USD	4.105	B2		NEG	B+		NEG		B+	STABLE
XS122394914	TCZIRA 4.75 21	04/2021	USD	4.819	B2		NEG	B+		NEG		B+	STABLE
XS1403416222	VAKBN 2.375 21	05/2021	EUR	1.773	Ba2	WR	NEG	B+		NEG		B+	NEG
XS1412393172	TSKBTT 4.875 21	05/2021	USD	5.027	B2		NEG	B+		NEG		B+	STABLE
XS1303467077	TURKSK 4.25 21	06/2021	USD	4.09	B1		NEG	BB		NEG		B+	STABLE
XS107927211	ISCTR 5 21	06/2021	USD	5.547	B3		NEG	B+		NEG		B+	STABLE
XS1439838548	HALKBK 5 21	07/2021	USD	6.781	B3		NEG	B+		NEG		B+	STABLE
XS110959467	ACKAF 3.875 21	08/2021	EUR	1.233	B1		NEG	B+		NEG		BB+	STABLE
XS1028943089	EXCRTU 5 21	09/2021	USD	5.259	B2	B2	NEG	B+		NEG	NR	NR	STABLE
US900151AH41	ISCTR 5.375 21	10/2021	USD	5.76	B3		NEG	B+		NEG		B+	STABLE
XS1390320981	ISCTR 5.375 21	10/2021	USD	5.604	B3		NEG	B+		NEG		B+	STABLE
XS1508914691	VAKBN 5 21	10/2021	USD	5.606	B2	WR	NEG	B+		NEG		B+	STABLE
XS1505149325	KFNKK 5.136 21	11/2021	USD	4.378	B1		NEG	B+		NEG		B+	STABLE
XS099155398	TURKEY 4.35 21	11/2021	EUR	1.688	B1	B1	NEG	BB		NEG		B+	STABLE
US900123CE88	TURKEY 4.35 21	11/2021	EUR	2.262	B1	B1	NEG	BB		NEG		B+	STABLE
XS1132825099	GLYHO 3.125 21	11/2021	USD	9.103	B2		STABLE	BB		NEG		B+	STABLE
XS181193373	TURKSK 5 21	12/2021	USD	4.888	B1		NEG	B+		NEG		B+	STABLE
XS1571399754	YKBNK 5.75 22	02/2022	USD	5.721	B2		NEG	B+		NEG		B+	STABLE
JP579200ACF6	TURKEY 1.47 22	03/2022	JPY	0.546	NR	B1	NEG	BB		NEG		B+	STABLE
US900123BY1	TURKEY 5.125 22	03/2022	USD	4.669	B1	B1	NEG	BB		NEG	NR	B+	STABLE
XS15330080	ISCTR 5.3 22	03/2022	USD	6.064	B3		NEG	B+		NEG		B+	STABLE
XS1605397394	TCZIRA 5.125 22	05/2022	USD	6.066	B2		NEG	B+		NEG		B+	STABLE
XS1613091500	QNBFB 4.875 22	05/2022	USD	4.834	B1		NEG	B+		NEG		B+	STABLE
XS1622626379	VAKBN 5.625 22	05/2022	USD	6.376	B2	WR	NEG	B+		NEG		B+	STABLE
USM89311AF68	YKBNK 5.625 22	09/2022	USD	6.861	B3		NEG	B+		NEG		B+	STABLE
XS1684378208	EXCRTU 4.25 22	09/2022	USD	5.916	B2	B2	NEG	B+		NEG		B+	STABLE
US900123BZ27	TURKEY 6.25 22	09/2022	USD	5.195	B1	B1	NEG	BB		NEG	NR	B+	STABLE
XS0847042024	ISCTR 6 22	10/2022	USD	7.251	Caa2		NEG	B		NEG		B+	STABLE
USM3751AK49	AKBNK 5 22	10/2022	USD	5.388	B1		NEG	B+		NEG		B+	STABLE
XS0849040523	AEFES 3.375 22	11/2022	USD	3.58	B1		NEG	B+		NEG		BBB-	STABLE
US032523AA09	AEFES 3.375 22	11/2022	USD	3.588	B1		NEG	B+		NEG		BBB-	STABLE
XS0849729190	VAKBN 6 22	11/2022	USD	7.13	Caa3	WR	NEG	B		NEG		B+	STABLE
XS0861974440	YKBNK 5 22	12/2022	USD	6.861	B3		NEG	B+		NEG		B+	STABLE
XS1570996206	TSKBTT 5.5 23	01/2023	USD	6.652	B3		NEG	B+		NEG		B+	STABLE
XS1711581337	FCFIN 6 23	01/2023	USD	7.563	B3		NEG	B+		NEG		B+	STABLE
XS174758532	PETKM 5.875 23	01/2023	USD	6.241	B2		NEG	B		NEG		B+	STABLE
XS1760780731	VAKBN 5.75 23	01/2023	USD	7.001	B2	WR	NEG	B		NEG		B+	STABLE
XS1379145656	KCHOL 5.25 23	03/2023	USD	4.759	B1		NEG	B+		NEG		BB-	STABLE
XS1576037284	GARAN 5.875 23	03/2023	USD	5.592	B2		NEG	B+		NEG		NR	STABLE
XS1788516679	YKBNK 6.1 23	03/2023	USD	6.475	B2		NEG	B+		NEG		B+	STABLE
US900123CA96	TURKEY 5.325 23	03/2023	USD	5.325	B1	B1	NEG	BB		NEG		B+	STABLE
US03989AA414	ACKAF 5 23	04/2023	USD	4.713	B1		NEG	BB+		NEG		BB+	STABLE
XS0919032788	ACKAF 5 23	04/2023	USD	4.698	B1		NEG	BB+		NEG		BB+	STABLE
XS1586385178	TURKSK 5.004 23	04/2023	USD	5.093	B1		NEG	BB		NEG		B+	STABLE
XS1057340009	TURKEY 4.125 23	04/2023	EUR	2.773	B1	B1	NEG	BB		NEG		B+	STABLE
XS1807502686	RSYAT 7.25 23	04/2023	USD	11.33	B2		NEG	B+		NEG		B+	STABLE
XS1691348010	TCZIRA 5.125 23	09/2023	USD	6.644	B2		NEG	B+		NEG		NR	STABLE
XS1496463297	EXCRTU 5.375 23	10/2023	USD	6.357	B2	B2	NEG	B+		NEG		NR	STABLE
XS1003016018	ISCTR 7.85 23	12/2023	USD	7.386	Caa3		NEG	B		NEG		B+	STABLE
US900123CR91	TURKEY 7.25 23	12/2023	USD	5.754	B1	B1	NEG	BB		NEG		B+	STABLE
XS191720911	EXCRTU 8.25 24	01/2024	USD	6.615	B2	B2	NEG	B+		NEG		NR	STABLE
US900123CF53	TURKEY 5.75 24	03/2024	USD	5.914	B1	B1	NEG	B+		NEG		B+	STABLE
XS1970705528	VAKBN 8.125 24	03/2024	USD	7.432	B2	WR	NEG	B+		NEG		B+	STABLE
XS1578203462	ISCTR 6.125 24	04/2024	USD	7.056	B3		NEG	B+		NEG		B+	STABLE
XS1814962582	EXCRTU 6.125 24	05/2024	USD	6.679	B2	B2	NEG	B+		NEG		NR	STABLE
XS1029851264	TURKTT 4.875 24	06/2024	USD	5.336	B2		NEG	BB		NEG		BB-	STABLE
XS1634372554	YKBNK 5.85 24	06/2024	USD	7.065	B2		NEG	B+		NEG		B+	STABLE
US900123CV04	TURKEY 6.35 24	08/2024	USD	5.989	B1	B1	NEG	BB		NEG		B+	STABLE
XS1959391019	QNBFB 6.875 24	09/2024	USD	5.857	B1		NEG	B+		NEG		B+	STABLE
XS1577950402	CCOLAT 4.215 24	09/2024	USD	4.16	B1		NEG	BB		NEG		B+	STABLE
JP579200AEM8	TURKEY 1.05 24	09/2024	JPY	1.03	B1		NEG	BB		NEG		B+	STABLE
XS1959498654	YKBNK 8.25 24	10/2024	USD	7.235	B2		NEG	B+		NEG		B+	STABLE
US84949AM99	YKBNK 8.25 24	10/2024	USD	7.235	B2		NEG	B+		NEG		B+	STABLE
XS1686704948	TUPRST 4.5 24	10/2024	USD	5.475	B1		NEG	BB		NEG			

Diğer Göstergeler

GOÜ Tahvil Perf.2Y Rates			
Ülke	02/10	01/10	1G Δ
Çek	1.26	1.30	▼ -3%
Cin	2.66	2.66	▲ 0%
G. Kore	1.31	1.33	▼ -1%
G.Afrika	6.95	6.98	▲ 0%
Hindistan	5.95	5.95	▲ 0%
Macaristan	0.21	0.21	▲ 1%
Meksika	6.70	6.71	▲ 0%
Polonya	1.49	1.50	▲ 0%
Rusya	6.47	6.48	▲ 0%
Singapur	1.66	1.66	▲ 0%
Tayland	1.35	1.34	▲ 1%

Türkiye Cross Cur. Swap (USD↔TRY / Rate%)			
Vade	02/10	01/10	1G Δ
1 Yıl	13.32	13.39	▼ -0.07
2 Yıl	13.20	13.28	▼ -0.08
3 Yıl	13.13	13.20	▼ -0.07
4 Yıl	13.07	13.12	▼ -0.05
5 Yıl	12.99	13.04	▼ -0.05
6 Yıl	12.93	12.97	▲ -0.04
7 Yıl	12.86	12.90	▲ -0.04
8 Yıl	12.78	12.84	▼ -0.06
9 Yıl	12.73	12.78	▼ -0.05
10 Yıl	12.69	12.72	▲ -0.04

Gelişmiş Ülkeler 2y			
Ülke	2Y Faiz(%)		
	02/10	01/10	Değişim BPS
ABD	1.55	1.64	▼ -8.39
Almanya	-0.78	-0.77	▼ -0.34
İngiltere	0.33	0.36	▼ -2.69
Fransa	-0.71	-0.71	▼ -0.28
İspanya	-0.52	-0.52	▼ 0.35
İtalya	-0.27	-0.27	▼ -0.51
Türkiye	14.15	13.88	▲ 27.00

GOÜ Eurobond Perf.			
Ülke	02/10	01/10	1G Δ
Arjantin	164	165	▼ -0.6%
Brezilya	1,371	1,373	▼ -0.1%
Çek	102	102	▲ 0.0%
Cin	531	529	▲ 0.3%
G.Afrika	774	775	▼ -0.1%
Macaristan	363	362	▲ 0.1%
Meksika	763	764	▼ -0.1%
Polonya	689	689	▲ 0.1%
Rusya	1,302	1,303	▼ -0.1%
Türkiye	790	793	▼ -0.4%
Ukrayna	929	935	▼ -0.6%

Cross Currency Swap (5yr)			
Ülke	02/10	01/10	1G Δ
Çin	2.67	2.67	▲ 0%
Macaristan	3.18	3.18	▲ 0%
G.Kore	0.36	0.38	▼ -5%
Rusya	5.88	5.91	▲ -1%
Tayland	1.11	1.15	▼ -4%
Türkiye	12.99	13.04	▲ 0%

Gelişmiş Ülkeler 10y			
Ülke	10Y Faiz(%)		
	02/10	01/10	Değişim BPS
ABD	1.66	1.70	▼ -3.89
Almanya	-0.57	-0.57	▼ 0.76
İngiltere	0.47	0.48	▼ -1.44
Fransa	-0.27	-0.28	▼ 1.07
İspanya	0.15	0.14	▼ 0.65
İtalya	0.85	0.82	▼ 3.49
Türkiye	13.74	13.58	▲ 16.00

*JP EM Eurobond Index

5 Yıl Türk CDS'i			
Vade	02/10	01/10	1D Δ
5 Yıl	372.5	364.1	8.4



İletişim Bilgileri

SGMK Yurtiçi Piyasalar

Serhat Devecioğlu
sdevecioğlu@isyatirim.com.tr

Evrım Erten Başar
ebasar@isyatirim.com.tr

Burak Seçkin
bseckin@isyatirim.com.tr

Araştırma
Emre Sezan, CFA
esezan@isyatirim.com.tr

Ahmet Toker
atoker@isyatirim.com.tr

Eurotahviller

Cuneyt Akdemir
cakdemir@isyatirim.com.tr

Pinar Ozyuksel
pozyuksel@isyatirim.com.tr

Tolga Murat
tmurat@isyatirim.com.tr

Ali Ardan Ayberk
aayberk@isyatirim.com.tr

[Rapor Terimlerini Açıklayıcı Doküman](#)

<https://www.isyatirim.com.tr/tr-tr/analiz/Savfalar/sqmk.aspx>



Burada yer alan bilgiler İş Yatırım Menkul Değerler A.Ş. tarafından bilgilendirme amacı ile hazırlanmıştır. Yatırım bilgi, yorum ve tavsiyeleri yatırım danışmanlığı kapsamında değildir. Yatırım danışmanlığı hizmeti; aracı kurumlar, portföy yönetim şirketleri, mevduat kabul etmeyen bankalar ile müşteri arasında imzalanacak yatırım danışmanlığı sözleşmesi çerçevesinde sunulmaktadır. Burada yer alan yorum ve tavsiyeler, yorum ve tavsiyede bulunanların kişisel görüşlerine dayanmaktadır. Herhangi bir yatırım aracının alım-satım önerisi ya da getiri vaadi olarak yorumlanmamalıdır. Bu görüşler mali durumunuz ile risk ve getiri tercihlerinize uygun olmayabilir. Bu nedenle, sadece burada yer alan bilgilere dayanarak yatırım kararı verilmesi beklentilerinize uygun sonuçlar doğurmayabilir.

Burada yer alan fiyatlar, veriler ve bilgilerin tam ve doğru olduğu garanti edilemez; içerik, haber verilmeksizin değiştirilebilir. Tüm veriler, İş Yatırım Menkul Değerler A.Ş. tarafından güvenilir olduğuna inanılan kaynaklardan alınmıştır. Bu kaynakların kullanılması nedeni ile ortaya çıkabilecek hatalardan İş Yatırım Menkul Değerler A.Ş. sorumlu değildir.